

A PROJECT OF THE  
PEORIA PARK DISTRICT

**ADVENTURE GROVE SITE DEVELOPMENT  
GLEN OAK PARK  
2218 N. PROSPECT ROAD  
PEORIA, ILLINOIS**

PEORIA PARK DISTRICT  
PEORIA, ILLINOIS



PROJECT # 13-024

APRIL 16, 2013

PROJECT MANUAL

PACKAGE #\_\_\_\_\_

PROJECT MANUAL INCLUDING SPECIFICATIONS FOR:

**ADVENTURE GROVE SITE DEVELOPMENT**  
**GLEN OAK PARK**  
2218 N. PROSPECT ROAD  
PEORIA, ILLINOIS

---

**OWNER:** PLEASURE DRIVEWAY AND PARK DISTRICT OF PEORIA,  
PEORIA, ILLINOIS

**TRUSTEES:** TIMOTHY J. CASSIDY, PRESIDENT  
ROGER ALLEN, VICE PRESIDENT  
ROBERT L. JOHNSON, SR.  
JACQUELINE J. PETTY  
JAMES T. HANCOCK  
ROGER ALLEN  
KELLY A. CUMMINGS  
MATTHEW P. RYAN

**PROJECT MANAGER:** MIKE FRIBERG  
PLANNING, DESIGN & CONSTRUCTION DIVISION  
BRADLEY PARK EQUIPMENT SERVICE  
1314 N. PARK ROAD  
PEORIA, ILLINOIS 61604  
TELEPHONE: (309) 686-3386

**ADMINISTRATIVE STAFF:** BONNIE W. NOBLE, EXECUTIVE DIRECTOR  
MICHAEL BAIETTO, SUPERINTENDENT OF PARKS  
JANET BUDZYNSKI, SUPERINTENDENT OF FINANCE  
AND ADMINISTRATIVE SERVICES  
BECKY FREDRICKSON, SUPERINTENDENT OF PLANNING,  
DESIGN AND CONSTRUCTION  
CYNDY MCKONE, SUPERINTENDENT OF  
MARKETING/PUBLIC RELATIONS  
DENNIS MANTICK, SUPERINTENDENT OF RECREATION  
AND LEISURE SERVICE  
SHALESSE PIE, SUPERINTENDENT OF HUMAN  
RESOURCES  
BILL ROEDER, SUPERINTENDENT OF RIVERFRONT  
DIVISION  
BRENT WHEELER, SUPERINTENDENT, RIVERPLEX  
RECREATION AND WELLNESS CENTER  
DAVID WHEELER, ADMINISTRATIVE ASSISTANT  
BILL WOOLARD, SUPERINTENDENT OF GOLF

\*\*\*\*\*

Address all communications regarding this work to the Project Manager listed above.

**ADVERTISEMENT FOR BIDS**

Sealed bids will be received by the Peoria Park District, Peoria, Illinois, hereinafter known as the Owner, for the following project:

Adventure Grove Site Development  
Glen Oak Park  
2218 N. Prospect road

It is the intent of the Owner to receive Base Bids & Alternates for the project listed above.

Sealed bids will be received until Tuesday May 7, 2013, 1:30 p.m. prevailing time, by the Owner, at the Peoria Park District Administrative Office, Glen Oak Pavilion, 2218 North Prospect Road, Peoria, Illinois, 61603. (The Board Room clock in Glen Oak Pavilion shall be the official time keeping device in respect to the bid submission deadline.)

An electronic file including Bid Documents is available at [www.peoriaparks-planning.org](http://www.peoriaparks-planning.org) at no charge. Bid Documents, including Plans, Specifications and Interpretations for this project may be obtained at the Planning, Design & Construction Department, Bradley Park Equipment Service, 1314 N. Park Road, Peoria, IL 61604. Telephone (309) 686-3386. A non-refundable plan deposit of \$50.00 will be charged for each printed set of Bid Documents.

A list of planholders can be obtained upon request. This information will be available up to twenty-four (24) hours prior to the scheduled bid opening time. **After that deadline, no information pertaining to the project will be given.**

A 10% Bid Bond is required, and is to be included with the Bid Proposal. The successful Bidder will be required to furnish a 100% Performance Bond and a 100% Labor and Materials Payment Bond within ten (10) days of formal Award of Contract.

The general prevailing rate of wage for the Peoria area shall be paid for each craft or type of worker needed to execute this contract or perform this work as required by the State of Illinois Department of Labor. Additionally, it is required that provisions of the Illinois Preference Act, the Illinois Drug Free Workplace Act, and the Substance Abuse Prevention on Public Works Act must be adhered to. Bidders are also advised that contract documents for this project include the non-discrimination, equal opportunity and affirmative action provisions in the Human Rights Act and rules and regulations of the Department of Human Rights. The Peoria Park District is an AA/EEO organization and encourages participation by minority and female-owned firms.

The Peoria Park District reserves the right to reject any or all bids, waive technical deficiencies, informalities or irregularities or rebid any project.

This Project is being financed in part by the Illinois Department of Natural Resources Public Museum Capital Grant Program.

PLEASURE DRIVEWAY AND PARK DISTRICT  
OF PEORIA, ILLINOIS

BY: TIMOTHY J. CASSIDY, President

BY: V. JOYCE MCLEMORE, Secretary

## **TABLE OF CONTENTS**

TITLE PAGE(S)	1-2
INVITATION TO BID	3
TABLE OF CONTENTS	4-5
BIDDING DOCUMENTS:	
- SUPPLEMENTARY INSTRUCTIONS TO BIDDERS	6-9
- BID FORM(S)	10-12
- COMPLIANCE ATTACHMENT	13-16
- CERTIFICATE OF EQUAL EMPLOYMENT OPPORTUNITY COMPLIANCE FOR CONTRACTORS AND VENDORS	17
- WORKFORCE PROFILE AND INSTRUCTIONS	18-20
- SEXUAL HARASSMENT POLICY STATEMENT	21-23
- ILLINOIS DRUG FREE WORKPLACE CERTIFICATION	24
- SUBSTANCE ABUSE PREVENTION PROGRAM CERTIFICATION	25
- CERTIFICATION OF SAFETY COMPLIANCE	26
- INDIVIDUAL CONTRACTOR CERTIFICATION	27
- CORPORATE CONTRACTOR CERTIFICATION	28
- MAJOR SUBCONTRACTORS LIST	29
- DIRECTORY OF MINORITY & WOMEN OWNED BUSINESS ENTERPRISES	30-32
- ILLINOIS DEPARTMENT OF LABOR - PREVAILING WAGES FOR PEORIA COUNTY	
- SAMPLE ADDENDUM FORM	33
CONTRACT DOCUMENTS:	
- AGREEMENT BETWEEN OWNER AND CONTRACTOR	34-39
- PERFORMANCE BOND	40-41
- LABOR & MATERIALS PAYMENT BOND	42-43
- CONTRACTOR'S AFFIDAVIT	44
- LIEN WAIVER FORMS	45-48
- WEEKLY WORKFORCE REPORT	49-50
- CERTIFIED PAYROLL FORM	
- W-9	
- SUPPLEMENTAL GENERAL CONDITIONS	51-65
PROJECT SPECIFICATIONS:	
GENERAL REQUIREMENTS:	
<u>DIVISION 010000: GENERAL REQUIREMENTS</u>	66-77
TECHNICAL SPECIFICATIONS:	
SECTION 015639 TEMPORARY TREE PROTECTION	78-79
SECTION 033000 CAST-IN-PLACE CONCRETE	80-82
SECTION 044000 STONE BENCHES	83-84
SECTION 116800 RECREATION EQUIPMENT AND SITE ACCESSORIES	85-90
SECTION 312200 EARTHWORK	91-94
SECTION 321343 PERVIOUS CONCRETE PAVEMENT	95-100
SECTION 321410 BITUMINOUS SET UNIT PAVERS	101-105
SECTION 321816 PLAYGROUND SURFACING	106-109
SECTION 329200 LAWNS AND SEEDING	110-113
SECTION 329300 TREES AND SHRUBS	113-119

EXHIBITS:

ATTACHMENT A6 - INSURANCE REQUIREMENTS

DRAWINGS:

COVER

EXISTING CONDITIONS

TREE PROTECTION PLAN

SITE PLAN

LAYOUT PLAN

LANDSCAPE PLAN

DETAILS 1

DETAILS 2

END OF TABLE OF CONTENTS

# SUPPLEMENTARY INSTRUCTIONS TO BIDDERS

## **1. INSTRUCTIONS TO BIDDERS**

- A. "Instructions to Bidders", AIA Document A701, 1997 Editions, published by the American Institute of Architects, including revisions adopted before date of this Project Manual, is hereby made part of these specifications with same force and effect as though set forth in full.
- B. The following modifies, changes, deletes from or adds to the **Instructions to Bidders** (AIA Document A701, 1997 Edition). Where any Article of the Instructions to Bidders is modified or any Paragraph, Subparagraph or Clause thereof is modified or deleted by these Supplementary Conditions, the unaltered provisions of that Article, Paragraph, Subparagraph or Clause shall remain in effect.
- C. Parenthesis ( ) indicates the appropriate section and Subparagraph of the Instructions to Bidders which each paragraph of the Supplementary Instructions to Bidders modifies or refers to.

## **2. PROJECT DESCRIPTION**

- A. The Project description generally is as follows:
  - 1. **BASE BID:**  
Layout, tree protection, pervious concrete pavement, cement concrete pavement, bonded rubber safety surfacing, play equipment, unit paving and landscaping.
  - 2. **ALTERNATES:**  
Alternate #1: Deduct all landscaping and seeding.  
Alternate #2: Deduct stone benches in Rotary circle.
- B. **PRE-BID MEETING :**
  - 1. A pre-bid meeting will be held at the project site on Tuesday, April 23, 2013 at 10 :00 a.m..

## **3. CODES AND PERMITS**

- A. **COSTS ASSOCIATED WITH REGULATORY COMPLIANCE.** All Work performed in connection with this Project shall be in compliance with the requirements of all applicable local, state, and federal laws, regulations, and rules, as well as the requirements of the Construction Documents. The Bid Price shall reflect all costs of compliance to those requirements, whether or not specifically stated in the Construction Documents or specific sections of the Project Manual.
- B. **PERMITS/FEES.** Work shall not commence until all required building (and/or other) permits have been secured by the Contractor and copies of these permits submitted to the Owner's Representative. Cost of permits is to be included in the Bid Price.

## **4. BID GUARANTY**

The bid must be accompanied by a Bid Guaranty which shall not be less than 10% of the amount of the Bid. At the option of the Bidder, the 10% Guaranty may be a Certified Check, Cashier's Check, or a Bid Bond. The Bid Bond shall be secured by a Guaranty or a Surety Company acceptable to the Owner. No bid will be considered unless it is accompanied by the required Guaranty. Funds must be made payable to the order of the Owner. Cash deposits will not be accepted. The Bid Guaranty shall ensure the execution of the Agreement and the furnishing of the Surety Bond or Bonds by the successful Bidder, all as required by the Contract Documents.

## **5. AWARD OF CONTRACT/REJECTION OF BIDS:**

The Contracts will be awarded on the basis of Paragraph 5.3 of the Instructions to Bidders. The Bidders to whom the awards are made will be notified at the earliest possible date. The Owner, however, reserves the right to reject any and all Bids, to accept any combination of base bids and alternates and to waive any technical deficiencies, informalities, or irregularities in Bids received whenever such rejection or waiver is in its interest.

No bid shall be withdrawn for a period of sixty (60) days after the opening of bids without the consent of the Owner. The failure of the Bidder to submit a Bid Bond, Certified Check or Cashier's Check in the full amount to cover all proposals bid upon shall be sufficient cause for rejection of his bid. The award will be made contingent upon submittal and evaluation of Contractor's Qualification Statement, Bonds, Certificate of Insurance, Contractor Certification(s), including Peoria Park District Certificate of Equal Employment Opportunity Compliance for Contractors and Vendors, etc.

## **6. EXECUTION OF AGREEMENT:**

Subsequent to the award and within ten (10) days after the prescribed forms are prepared and presented for signature by the Owner's Representative, the successful Bidder shall execute and return to the Owner's Representative an Agreement in the form included in the Contract Documents in such number of copies as the Owner may require. The President of the Board of Trustees will complete execution of Agreement after all bonds and any other required documents have been received by the Park District. One fully executed copy of Agreement will then be returned to Contractor.

## **7. PERFORMANCE BOND/LABOR AND MATERIAL PAYMENT BOND & INSURANCE**

- A. **BONDS REQUIRED.** Having satisfied all conditions of award as set forth elsewhere in these Documents, the successful Bidder

shall, within ten (10) calendar days after award of contract, furnish Surety Bonds in penal sums, each not less than the amount of the Contract as awarded as security for the faithful performance of the Contract (Performance Bond), and for the payment (Labor and Materials Payment Bond) of all persons, firms or corporations to whom the Contractor may become legally indebted for labor, materials, tools, equipment or services employed or used by him in performing the work.

- B. FORM OF BONDS.** Such bonds shall be in the same form as the samples included in the Project Manual and shall bear the same date as or a date subsequent to that of the Agreement. The current Power of Attorney for the person who signs for any Surety Company shall be attached to such Bonds. Bonds shall be signed by a Guaranty or Surety Company acceptable to the Owner.
- C. COST OF PERFORMANCE BOND/LABOR AND MATERIAL PAYMENT BOND.** All costs for the Performance Bond/Labor and Material Payment Bond shall be included in the submitted Bid Price.
- D. INSURANCE.** Insurance requirements for this project are addressed both in the Supplementary General Conditions and in "Attachment A.6", in the "Exhibits" section of this Project Manual.
  - a) In respect to the property ("builders risk") insurance coverages referenced in the Supplementary General Conditions: the successful Bidder will be required to provide such coverages as the work of the Project will be accomplished by one general/prime contractor(s).
- E. TIME FRAMES.** The successful Bidder shall, within ten (10) days after award of contract by the Board of Trustees, submit Proof of Insurance coverages/Bonds in the form and amounts required to the Owner's Representative. Should the Bidder be unable to provide the required Proof of Insurance(s)/Bonds within the specified ten day period the Owner reserves the right, at its sole discretion, to withdraw its award of contract from that Bidder.

## **8. DEFAULT**

- A.** The failure of the successful Bidders to execute the Agreement, supply the required Bonds or proof of required insurance coverage(s) within (ten) 10 days after award of contract, or within such extended period as the Owner may grant based upon reasons determined sufficient by the Owner, may constitute a default. In such case, award of contract will be transferred to the second lowest bidder.

## **9. CONTRACTOR'S QUALIFICATION STATEMENT**

- A.** Contractor's Qualification Statement (AIA Document 305) shall be submitted by low bidder for evaluation prior to award of contract if so requested by the Owner or his representatives.

## **10. LIST OF SUBCONTRACTORS/PRODUCT & EQUIPMENT SUBSTITUTIONS**

- A.** Each Bidder shall submit a "MAJOR SUBCONTRACTORS LIST" proposed to be used in the execution of the Work. If there will be no subcontractors, the Bidder shall state "No Subcontractors" on this form. The completed form is due with the Bid Proposal.
  - 1) Identify the trade name, address, telephone number, and category of work of each subcontractor.
  - 2) Failure to submit the "Major Subcontractors List" with the Bid Proposal may result in the rejection of the Bid.
  - 3) Delete Subparagraphs (6.3.1.1) and (6.3.1.2) from AIA A701.
- B.** The Bidder, by submission of a signed bid form, agrees to install all products and equipment by brand name or names specified in the Technical Specifications sections of this Project Manual. "Or equal" substitutions will be allowed only if approved in writing prior to the bid opening and listed in the "Substitutions" section of the Bid Form.

## **11. CONTRACT ADMINISTRATION FORMS/COSTS OF FORMS**

- A. REQUIRED FORMS.** The following AIA forms will be used (AIA forms will be supplied by the Owner if requested, and charged to the Contractor at cost) in the administration of the project:
  - 1) **AIA Document A310:** "Bid Bond", February 1970 edition
  - 2) **AIA Document A305:** "Contractor's Qualification Statement", 1986 edition
  - 3) **AIA Document G702:** "Application and Certificate of Payment", May 1992 edition
  - 4) **AIA Document G703:** "Continuation Sheet", May 1992 edition
- B. OTHER FORMS.** Other contract administration forms (to be provided by the Owner unless otherwise noted) required for use in the Project are:
  - 1) **Major Subcontractors List**
  - 2) **Contractor's Affidavit**
  - 3) **Individual Contractor Form**
  - 4) **Corporate or Partnership Form**
  - 5) **Performance Bond**

- 6) **Labor and Material Payment Bond**
- 7) **Lien Waiver Forms**
- 8) **Weekly Workforce Report**
- 9) **Certified Payroll Form** (Contractor may use own form)
- 10) **Insurance Forms: As required in Attachment A (at end of Project Manual)** (will not be provided by Owner)
- 11) **Agreement Between Owner and Contractor**

Examples of these forms are included in the Project Manual.

## **12. CONSTRUCTION TIME AND LIQUIDATED DAMAGES CLAUSE:**

- 2.5.1 PROJECT COMPLETION.** The Agreement will include the following paragraph(s) or language substantially the same, regarding construction time and liquidated damages:
- 1) **LIQUIDATED DAMAGES:** Owner and Contractor recognize that time is of the essence of this Agreement and that Owner will suffer financial loss if the Work is not Substantially Complete within the time specified below, plus any extensions thereof allowed in accordance with Article 8 of the General Conditions. They also recognize the delays, expense and difficulties involved in proving in a legal or arbitration proceeding the actual loss suffered by Owner if the Work is not completed on time.
  - 2) Accordingly, instead of requiring any such proof, Owner and Contractor agree that as Liquidated Damages for delay (but not as a penalty) Contractor shall pay Owner TWO HUNDRED AND FIFTY DOLLARS (\$250.00) for each calendar day that expires after one hundred sixty-nine (169) calendar days from Notice of Award until Substantial Completion is attained. The work is tentatively scheduled to begin on May 23, 2013 and be at Substantial Completion by November 7, 2013.
  - 3) After Substantial Completion, if Contractor shall neglect, refuse, or fail to complete the remaining Work necessary to achieve Final Completion within fourteen (14) calendar days or any proper extension thereof granted by Owner, Contractor shall pay Owner TWO HUNDRED AND FIFTY DOLLARS (\$250.00) dollars for each day that expires after the time specified.
  - 4) Owner and Contractor agree that the per day liquidated damage amounts set forth in subparagraphs "2" and "3" of this section constitute a reasonable forecast of the financial losses, actual costs and increased expenses the Owner may incur as a result of delayed Substantial or Final Completion of the Project.

## **13. PROJECT MANUAL/PLANS & SITE VISITATION**

- A. A set of Bid Documents may be examined, at no charge, at the office of the Owner's Representative.
- B. **PLAN DEPOSIT.** An electronic file including Bid Documents is available at [www.peoriaparks-planning.org](http://www.peoriaparks-planning.org) at no charge. A printed set of Bid Documents, including Plans, Specifications and Interpretations for this project may be obtained at the Planning, Design & Construction Department, Bradley Park Equipment Service, 1314 N. Park Road, Peoria, IL 61604. Telephone (309)686-3386. A non-refundable plan deposit of fifty dollars (\$50.00) will be charged for each printed set of Bid Documents.
- C. **FAMILIARITY WITH BID DOCUMENTS & SITE VISITATION.** Bidders, by submission of their Bids, represent that they have visited the site to acquaint themselves with the local conditions in which the Work is to occur, and that they are familiar with all the requirements of the Project, as defined in the Project Manual and the Plan(s).

## **14. OTHER MODIFICATIONS TO AIA-701/OTHER CONDITIONS**

- A. Add the following sentence to (4.1.7): "Bidder shall submit two (2) completed copies of Bid Form and retain one (1) copy for his files."
- B. Delete Section (6.2) - "Owner's Financial Capability"; and last sentence of Paragraph (4.2.1.)
- C. In reference to (7.2.1), the Peoria Park District reserves the right of final approval of bonding companies.
- D. Delete paragraph (7.1.3).

## **15. EQUAL EMPLOYMENT OPPORTUNITY/AFFIRMATIVE ACTION/SEXUAL HARASSMENT**

- A. The "Peoria Park District Certificate of Equal Employment Opportunity Compliance for Contractors and Vendors Form" and "Workforce Profile" and "Sexual Harassment Policy" shall be filled out and returned with the Bid. Failure to submit a completed "Peoria Park District Certificate of Equal Employment Opportunity Compliance for Contractors and Vendors Form" and "Workforce Profile" and "Sexual Harassment Policy" may result in rejection of the bid.



- B.** Effective July 1, 1993, every party to a public contract and every party bidding on public contracts is required to have a written "**Sexual Harassment Policy**" that contains:
- 1) A definition of sexual harassment under state law;
  - 2) A description of sexual harassment utilizing examples;
  - 3) A formalized complaint procedure;
  - 4) A statement of victim's rights;
  - 5) Directions on how to contact the Illinois Department of Human Rights - **Illinois companies**. Out-of-State companies must include directions on how to contact the enforcement agency within their state. Companies that issue a standard policy for all business locations must prepare an addendum providing directions on how to contact the appropriate enforcement agency.
  - 6) A recitation that there cannot be any retaliation against employees who elect to file charges.

Recommendation: Your "**Sexual Harassment Policy**" should be drafted in language easy to understand and any revisions should be reviewed by legal counsel. A copy of your policy should be posted in a prominent and accessible location to assure all employees will be notified of the company's position.

**In order to conduct business with the Peoria Park District, you must have a written "Sexual Harassment Policy" that conforms to the new Act.**

**FAILURE TO DO SO WILL DISQUALIFY YOU AS AN ELIGIBLE VENDOR.**

- C.** Lowest responsible bidder not meeting the Park District's goal of 12% for minority/women participation, must provide proof of efforts made in contacting an adequate number of minority and women owned firms and/or labor.

#### **16. BID SUBMISSION**

- A. DATE, TIME & PLACE OF RECEIVING BIDS.** Bids will be received until the date and time listed in the "Advertisement for Bids", at which time they will be publicly opened, read aloud and recorded. The Bid Opening will be held at the place listed in the "Advertisement for Bids".
- B. REQUIRED ITEMS.** The following items must be included as part of the "BID":
- 1) Two (2) signed copies of the **BID FORM**. (Retain the third copy for your files.)
  - 2) The **PEORIA PARK DISTRICT CERTIFICATE OF EQUAL EMPLOYMENT OPPORTUNITY COMPLIANCE FOR CONTRACTORS AND VENDORS FORM** and **SEXUAL HARASSMENT POLICY**.
  - 3) The **WORKFORCE PROFILE**.
  - 4) The **ILLINOIS DRUG FREE WORKPLACE CERTIFICATION**.
  - 5) The **CONTRACTOR CERTIFICATION** (individual or corporate/partnership).
  - 6) The **LIST OF SUBCONTRACTORS**. (Submit form and state "No Subcontractors" on the form, if none will be used.)
  - 7) The **BID GUARANTY**.
  - 8) The **CERTIFICATION OF SAFETY COMPLIANCE**.
  - 9) **SUBSTANCE ABUSE PREVENTION PROGRAM CERTIFICATION**
- C. BID SUBMISSION.** The "BID" shall be enclosed in envelopes (outer and inner), both of which shall be sealed and clearly labeled with the following information, in order to prevent premature opening of the bid:
- "PROPOSAL"
  - NAME OF PROJECT
  - NAME OF BIDDER
  - DATE/TIME OF BID OPENING

END OF SUPPLEMENTARY INSTRUCTIONS TO BIDDERS

Bid From: \_\_\_\_\_

PROJECT NO. 13-024  
BID FOR: ADVENTURE GROVE SITE DEVELOPMENT  
LOCATION: GLEN OAK PARK

**BID FORM**

BID TO: PEORIA PARK DISTRICT

UNDERSIGNED:

1. Acknowledges receipt of:
  - A. Project Manual and Drawings for:  
\_\_\_\_\_
  - B. Addenda: No. \_\_\_\_\_ through No. \_\_\_\_\_
2. Has examined facility and the bid documents and shall be responsible for performing work specifically required of him by all parts of bidding documents including specifications for entire project, even though such work may be included as related requirements specified in other divisions or sections.
3. And agrees to enter into and execute Contract with Owner, if awarded on basis of this bid, and to:
  - A. Furnish Bonds and Insurance required by the Bidding & Contract Documents.
  - B. Accomplish work in accord with Contract.
  - C. Complete work within specified Contract time.
4. **CONTRACT TIME:** Contractor agrees to Substantially Complete ALL WORK as required by the Contract Documents per the Supplementary General Conditions and Supplementary Instructions to Bidders.
5. **BASE BIDS:**
  - A. Base Bid:  
Bidder agrees to perform all building and site work, as set forth in the Project Manual and Drawings for the sum of:  
  
\_\_\_\_\_ Dollars (\$\_\_\_\_\_.\_\_\_\_\_)
6. **ALTERNATES:**  
Bidder agrees to perform all building and/or site work items as set forth below. The prices submitted may be accepted either at the time of Base Bid approval or up to no later than ninety (90) days after award of the Bid; however, if not approved at the time of the award of the Base Bid, the contract times as set forth in the Project Manual and Drawings will be adjusted to compensate for the additional time taken in award of the Alternate:

Bid From: \_\_\_\_\_

PROJECT NO. 13-024  
BID FOR: ADVENTURE GROVE SITE DEVELOPMENT  
LOCATION: GLEN OAK PARK

A. Deduct Alternate #1:

Delete all landscaping and seeding.

\_\_\_\_\_ Dollars (\$\_\_\_\_\_.\_\_\_\_)

B. Deduct Alternate #2:

Delete all stone benches.

\_\_\_\_\_ Dollars (\$\_\_\_\_\_.\_\_\_\_)

7. **UNIT PRICES:**

- A. Bidders submitting prices for the Base Bid shall submit Unit Prices for adding or deleting work. Unit Prices shall include all costs, including but not limited to preparation, labor, equipment, and materials necessary for a complete installation.

<u>ITEM</u>	<u>UNIT</u>	<u>UNIT PRICE</u>
Pervious concrete pavement, 5" depth, on soil	SQ FT	\$_____
Portland Cement Concrete slab, 4" depth, on soil	SQ FT	\$_____
Playground Safety Surfacing, 2" depth	SQ FT	\$_____
Clay Pavers on bituminous setting bed, running bond	SQ FT	\$_____
Clay Pavers on bituminous setting bed, Herringbone	SQ FT	\$_____

8. **PROPOSED SUBSTITUTION LIST:**

Base Bid(s) and Alternates are understood to include only those product brands, items, and elements which are specified in the Bid Documents. The following is a list of substitute products, equipment or methods of construction which the Bidder proposes to furnish on this project, with difference in price being added or deducted from Base Bid(s).

Bidder understands that acceptance of any proposed substitution which has not been approved as an "equal" to the product brand, item, or element specified prior to bid opening is at Owner's option. Approval or rejection of any substitutions listed below will be indicated before executing Contract.

<u>ITEM</u>	<u>ADD</u>	<u>DEDUCT</u>
_____	\$_____	\$_____
_____	\$_____	\$_____
_____	\$_____	\$_____

Bid From: \_\_\_\_\_

PROJECT NO. 13-024  
BID FOR: ADVENTURE GROVE SITE DEVELOPMENT  
LOCATION: GLEN OAK PARK

9. **BIDDERS CHECKLIST:**

Did you visit the site?	Yes	No
Is Bid Security enclosed? (If applicable)	Yes	No
Is Peoria Park District Certificate of Equal Employment Opportunity Compliance for Contractors and Vendors and Sexual Harassment Policy enclosed?	Yes	No
Is Workforce Profile enclosed?	Yes	No
Is List of Subcontractors enclosed?	Yes	No
Is Contractor Certification enclosed?	Yes	No
Is Ill. Drug Free Workplace Certification enclosed?	Yes	No
Is Certificate of Safety Compliance enclosed?	Yes	No
Is Substance Abuse Prevention Program Certification enclosed?	Yes	No

10. **BIDDER INFORMATION:**

NAME OF BIDDER: \_\_\_\_\_

ADDRESS: \_\_\_\_\_

CITY, STATE, ZIP: \_\_\_\_\_

TELEPHONE NO.: \_\_\_\_\_

BY: \_\_\_\_\_  
(Signature of Authorized Official)

TITLE: \_\_\_\_\_

BIDDER'S SEAL

WITNESS: \_\_\_\_\_

END OF BID FORM

## “CONTRACT COMPLIANCE ATTACHMENT”

THIS PROJECT IS BEING FUNDED, IN PART, WITH FUNDS MADE AVAILABLE THROUGH THE ILLINOIS DEPARTMENT OF NATURAL RESOURCES “PUBLIC MUSEUM CAPITAL” GRANT PROGRAM. THE FOLLOWING ARE COMPLIANCE REQUIREMENTS THAT SHALL BE INCORPORATED INTO AND MADE A PART OF ANY CONTRACT ISSUED PURSUANT THERETO.

1. The Contractor shall abide by and comply with all applicable local and State laws relating to 1) fair employment practices, affirmative action and prohibiting discrimination in employment as set forth in the IL Human Rights Act; 2) any and all applicable workmen’s compensation laws; and 3) wages and claims of laborers, mechanics and other workmen, agents, or servants in any manner employed in connection with contracts involving public funds or the development or construction of public works, buildings or facilities. The scale of wages to be paid shall be obtained from the IL Dept. of Labor and posted by the Contractor in a prominent and accessible place at the project work site.
2. The Contractor shall personally and individually agree and covenant, and shall furnish and provide evidence of general liability insurance in the amount of \$1,000,000.00, and shall indemnify, protect, defend at its own cost, and hold harmless the Local Agency and DNR from and against all losses, damages, injuries, or claims thereof to or by persons or property, arising out of, through, or by virtue of the construction and development of the specified project facilities.
3. The Contractor certifies that to the best of its knowledge, no officer or employee has been convicted of bribery or attempting to bribe an officer or employee of the State of Illinois, nor has any officer or employee made an admission of guilt of such conduct which is a matter of record.
4. The Contractor certifies it has not been barred from being awarded a contract with a unit of State or local government as a result of a violation of Section 33E-3 or 33E-4 of the Criminal Code of 1961 (bid rigging or bid rotating).
5. The Contractor certifies, pursuant to the Illinois Human Rights Act (775 ILCS 5/2-105), that it has a written sexual harassment policy that includes, at a minimum, the following information: (i) the illegality of sexual harassment; (ii) the definition of sexual harassment under State law; (iii) a description of sexual harassment utilizing examples; (iv) the Contractor’s internal complaint process including penalties; (v) the legal recourse, investigation and complaint process available through the IL Dept. of Human Rights and the Human Rights Commission and directions on how to contact both; and (vi) protection against retaliation as provided by Section 6-101 of the Illinois Human Rights Act. A copy of the policy shall be provided to the Dept. of Human Rights upon request.
6. The Contractor shall abide by the “*Employment of Illinois Workers on Public Works Act*” (30 ILCS 570, sec 1-7) which stipulates that whenever there is a period of excessive unemployment in Illinois, defined as any month immediately following two (2) consecutive calendar months during which the level of unemployment in Illinois exceeds five percent (5%) as measured by the U.S. Bureau of Labor Statistics in its monthly publication of employment and unemployment figures, the Contractor shall employ only Illinois laborers unless otherwise exempted as so stated in the Act. (“Illinois laborer” means any person who has resided in Illinois for at least 30 days and intends to become or remain an Illinois resident.) Other laborers may be used IF Illinois laborers are not available or are incapable of performing the particular type of work involved if so certified by the Contractor and approved by the project Engineer and Illinois Department of Natural Resources.
7. The Contractor certifies that neither it nor any substantially owned affiliated company is participating or shall participate in an international boycott in violation of the provisions of the U.S. Export Administration Act of 1979 or the regulations of the U. S. Department of Commerce promulgated under that Act.
8. Contractor certifies it and its employees will comply with applicable provisions of the U.S. Civil Rights Act, Section 504 of the Federal Rehabilitation Act, the Americans with Disabilities Act (42 U.S.C. 12101 et seq.) and applicable rules in performance under this contract.
9. Contractor certifies it is not in default on an educational loan (5 ILCS 385/3). This applies to individuals, sole proprietorships, partnerships and individuals as members of LLCs.

10. Contractor (if an individual, sole proprietor, partner or an individual as member of a LLC) certifies it has not received an (i) an early retirement incentive prior to 1993 under Section 14-108.3 or 16-133.3 of the Illinois Pension Code, 40 ILCS 5/14-108.3 and 40 ILCS 5/16-133.3 or (ii) an early retirement incentive on or after 2002 under Section 14-108.3 or 16-133.3 of the Illinois Pension Code, 40 ILCS 5/14-108.3 and 40 ILCS 5/16-133, (30 ILCS 105/15a).
11. Contractor certifies it is a properly formed and existing legal entity (30 ILCS 500/1.15.80, 20-43); and as applicable has obtained an assumed name certificate from the appropriate authority, or has registered to conduct business in Illinois and is in good standing with the Illinois Secretary of State.
12. To the extent there was an incumbent Contractor providing the services covered by this contract and the employees of that Contractor that provide those services are covered by a collective bargaining agreement, Contractor certifies (i) that it will offer to assume the collective bargaining obligations of the prior employer, including any existing collective bargaining agreement with the bargaining representative of any existing collective bargaining unit or units performing substantially similar work to the services covered by the contract subject to its bid or offer; and (ii) that it shall offer employment to all employees currently employed in any existing bargaining unit performing substantially similar work that will be performed under this contract (30 ILCS 500/25-80). This does not apply to heating, air conditioning, plumbing and electrical service contracts.
13. Contractor certifies it has not been convicted of bribing or attempting to bribe an officer or employee of the State of Illinois or any other State, nor has Contractor made an admission of guilt of such conduct that is a matter of record (30 ILCS 500/50-5).
14. If Contractor has been convicted of a felony, Contractor certifies at least five years have passed after the date of completion of the sentence for such felony, unless no person held responsible by a prosecutor's office for the facts upon which the conviction was based continues to have any involvement with the business (30 ILCS 500/50-10).
15. If Contractor, or any officer, director, partner, or other managerial agent of Contractor, has been convicted of a felony under the Sarbanes-Oxley Act of 2002, or a Class 3 or Class 2 felony under the Illinois Securities Law of 1953, Contractor certifies at least five years have passed since the date of the conviction. Contractor further certifies that it is not barred from being awarded a contract and acknowledges that the State shall declare the contract void if this certification is false (30 ILCS 500/50-10.5).
16. Contractor certifies it is not barred from having a contract with the State based on violating the prohibition on providing assistance to the state in identifying a need for a contract (except as part of a public request for information process) or by reviewing, drafting or preparing solicitation or similar documents for the State (30 ILCS 500/50-10.5e).
17. Contractor certifies that it and its affiliates are not delinquent in the payment of any debt to the State (or if delinquent has entered into a deferred payment plan to pay the debt), and Contractor and its affiliates acknowledge the State may declare the contract void if this certification is false (30 ILCS 500/50-11) or if Contractor or an affiliate later becomes delinquent and has not entered into a deferred payment plan to pay off the debt (30 ILCS 500/50-60).
18. Contractor certifies that it and all affiliates shall collect and remit Illinois Use Tax on all sales of tangible personal property into the State of Illinois in accordance with provisions of the Illinois Use Tax Act (30 ILCS 500/50-12) and acknowledges that failure to comply can result in the contract being declared void.
19. Contractor certifies that it has not been found by a court or the Pollution Control Board to have committed a willful or knowing violation of the Environmental Protection Act within the last five years, and is therefore not barred from being awarded a contract (30 ILCS 500/50-14).
20. Contractor certifies it has not paid any money or valuable thing to induce any person to refrain from bidding on a State contract, nor has Contractor accepted any money or other valuable thing, or acted upon the promise of same, for not bidding on a State contract (30 ILCS 500/50-25).
21. Contractor certifies it is not in violation of the "Revolving Door" section of the Illinois Procurement Code (30 ILCS 500/50-30).

22. Contractor certifies that it has not retained a person or entity to attempt to influence the outcome of a procurement decision for compensation contingent in whole or in part upon the decision or procurement (30 ILCS 500/50-38).
23. Vendor certifies it will report to the Illinois Attorney General and the Chief Procurement Officer any suspected collusion or other anti-competitive practice among any bidders, offerors, contractors, proposers or employees of the State (30 ILCS 500/50-40, 50-45, 50-50).
24. In accordance with the Steel Products Procurement Act, Contractor certifies steel products used or supplied in the performance of a contract for public works shall be manufactured or produced in the United States, unless the executive head of the procuring agency grants an exception (30 ILCS 565).
25. a) If Contractor employs 25 or more employees and this contract is worth more than \$5000, Contractor certifies it will provide a drug free workplace pursuant to the Drug Free Workplace Act.
- b) If Contractor is an individual and this contract is worth more than \$5000, Contractor shall not engage in the unlawful manufacture, distribution, dispensation, possession or use of a controlled substance during the performance of the contract (30 ILCS 580).
26. Contractor certifies that neither Contractor nor any substantially owned affiliate is participating or shall participate in an international boycott in violation of the U.S. Export Administration Act of 1979 or the applicable regulations of the U.S. Department of Commerce. This applies to contracts that exceed \$10,000 (30 ILCS 582).
27. Contractor certifies it has not been convicted of the offense of bid rigging or bid rotating or any similar offense of any state or of the United States (720 ILCS 5/33 E-3, E-4).
28. Contractor certifies it complies with the Illinois Department of Human Rights Act and rules applicable to public contracts, including equal employment opportunity, refraining from unlawful discrimination, and having written sexual harassment policies (775 ILCS 5/2-105).
29. Contractor certifies it does not pay dues to or reimburse or subsidize payments by its employees for any dues or fees to any “discriminatory club” (775 ILCS 25/2).
30. Contractor certifies it complies with the State Prohibition of Goods from Forced Labor Act, and certifies that no foreign-made equipment, materials, or supplies furnished to the State under the contract have been or will be produced in whole or in part by forced labor, or indentured labor under penal sanction (30 ILCS 583).
31. Contractor certifies that no foreign-made equipment, materials, or supplies furnished to the State under the contract have been produced in whole or in part by the labor or any child under the age of 12 (30 ILCS 584).
32. Contractor certifies that it is not in violation of Section 50-14.5 of the Illinois Procurement Code (30 ILCS 500/50-14.5) that states: “Owners of residential buildings who have committed a willful or knowing violation of the Lead Poisoning Prevention Act (410 ILCS 45) are prohibited from doing business with the State until the violation is mitigated”.
33. Contractor warrants and certifies that it and, to the best of its knowledge, its subcontractors have and will comply with Executive Order No. 1 (2007). The Order generally prohibits Contractors and subcontractors from hiring the then-serving Governor’s family members to lobby procurement activities of the State, or any other unit of government in Illinois including local governments if that procurement may result in a contract valued at over \$25,000. This prohibition also applies to hiring for that same purpose any former State employee who had procurement authority at any time during the one-year period preceding the procurement lobbying activity.
34. Contractor certifies that information technology, including electronic information, software, systems and equipment, developed or provided on this contract will comply with the applicable requirements of the Illinois Information Technology Accessibility Act Standards as published at [www.dhs.state.il.us/itaa](http://www.dhs.state.il.us/itaa). (30 ILCS 587).

35. Contractor certifies that it has read, understands, and is in compliance with the registration requirements of the Elections Code (10 ILCS 5/9-55) and the restrictions on making political contributions and related requirements of the Illinois Procurement Code (30 ILCS 500/20-160 and 50-37). Contractor will not make a political contribution that will violate these requirements. These requirements are effective for the duration of the term of office of the incumbent Governor or for a period of 2 years after the end of the contract term, whichever is longer.

---

(Contractor Name)

---

(Contractor Signature) Date: \_\_\_\_\_





**Peoria Park District**  
**Certificate of Equal Employment Opportunity Compliance**  
**for**  
**Contractors and Vendors**

Office Use Only:  
Approved: \_\_\_\_\_  
Date: \_\_\_\_\_

Disclosure of the information requested in this form is required by the Peoria Park District. Failure to properly complete and sign this form will result in it being returned unprocessed thereby resulting in a delay or denial of eligibility to bid.

As part of the Company's commitment to equal employment opportunity practices, this company does the following:

- Recruits, trains, upgrades, promotes and disciplines persons without regard to race, color, sex, religion, national origin, veteran status, age, mental or physical ability.
- Notifies all recruitment sources that all qualified applicants will be considered for employment without regard to race, color, sex, religion, national origin, veteran status, age, mental or physical ability.
- When advertising is used, specifies that all qualified applicants will be considered for employment without regard to race, color, sex, religion, national origin, veteran status, age, mental or physical ability.
- Notifies all labor organizations which furnish this company with any skilled or non-skilled labor of the Company's responsibility to comply with the equal employment opportunity requirements required in all contracts by the Peoria Park District.
- Notifies all of its sub-contractors of their obligation to comply with the equal employment opportunity requirements required in all contracts by the Peoria Park District.
- Has an affirmative action program that assures the company's fair employment practices are understood and carried out by all of its managerial, administrative and supervisory personnel.

Is the Company a minority/woman owned business (MBE/WBE)? \_\_\_\_ YES \_\_\_\_ NO

The Company does not discriminate against any employees or applicants for employment because of race, color, religion, sex, national origin, veteran status, age, mental or physical ability.

The Company does not maintain segregated facilities for any of its employees on the basis of race, religion, color, national origin, because of habit, local custom, or otherwise.

By signing this form, the Company attests that it complies with all statements listed above as part of the Company's commitment to equal employment opportunity practices. The Company further agrees that it has completed the attached Workforce Profile Sheet truthfully, to the best of its knowledge.

\_\_\_\_\_  
Company Name

\_\_\_\_\_  
Company Address

\_\_\_\_\_  
Signature of Company Official

\_\_\_\_\_  
Name / Title

\_\_\_\_\_  
Telephone Number & Fax Number

\_\_\_\_\_  
Email Address



## WORKFORCE PROFILE - FULL TIME ONLY

Job Classifications	Total Employees		Black		Hispanic		Native American		Asian		Veteran		Disabled	
	M	F	M	F	M	F	M	F	M	F	M	F	M	F
1. Officials, Managers, Supervisors														
2. Professionals														
3. Technicians														
4. Sales														
5. Office/Clerical														
6. White Collar Trainees:														
7. Skilled Crafts:														
8. Apprentices:														
9. On-the-job Trainees:														
10. Semi-skilled														
11. Service Workers														
12. Unskilled														
TOTALS														

# WORKFORCE PROFILE INSTRUCTIONS

## RACE/ETHNIC IDENTIFICATION

WHITE (not of Hispanic origin): All persons having origins in any of the original peoples of Europe, North Africa, or the Middle East.

BLACK (not of Hispanic origin): All persons having origins in any of the Black racial groups of Africa.

HISPANIC: All persons of Mexican, Puerto Rican, Cuban, Central or South American, or other Spanish culture or origin, regardless of race.

ASIAN or PACIFIC ISLANDER: All persons having origins in any of the original peoples of the Far East, Southeast Asia, the Indian Subcontinent, or the Pacific Islands. This area includes, for example, China, India, Japan, Korea, the Philippine Islands, and Samoa.

NATIVE AMERICAN or ALASKAN NATIVE: All persons having origins in any of the original peoples of North America, and who maintain cultural identification through tribal affiliation or community recognition.

## DESCRIPTION OF JOB CLASSIFICATIONS

OFFICIALS, MANAGERS, AND SUPERVISORS - Occupations requiring administrative personnel who set broad policies, and exercise over-all responsibility for the execution of these policies, and direct individual departments or special phases of a firm's operations. Includes: officials, executives, middle management, plant managers, department managers/superintendents, salaried foremen who are members of management, purchasing agents and buyers, and kindred workers.

PROFESSIONALS - Occupations requiring either college graduation or experience of such kind and amount as to provide a comparable background. Includes: accountants/auditors, airplane pilots and navigators, architects, artists, chemists, designers, dietitians, editors, engineers, lawyers, librarians, mathematicians, natural scientists, personnel and labor relations workers, physical scientists, physicians, social scientists, teachers, and kindred workers.

TECHNICIANS - Occupations requiring combination of basic scientific knowledge and manual skill which can be obtained through about 2 years of post high school education, such as is offered in many technical institutes and junior colleges, or through equivalent on-the-job training. Includes: drafters, engineering aids, junior engineers, scientific assistants, surveyors, technical illustrators, technicians (medical, dental, electronic physical sciences), and kindred workers.

SALES WORKERS - Occupations engaging wholly or primarily in direct selling. Includes: advertising agents/salespersons, insurance agents/brokers, real estate agents/brokers, stock and bond salespersons, demonstrators, salespersons and sales clerks, and kindred workers.

OFFICE AND CLERICAL WORKERS - Includes all clerical type work regardless of level of difficulty, where the activities are predominantly non-manual though some manual work not directly involved with altering or transporting the products is included. Includes: bookkeepers, cashiers, collectors (bills and accounts), messengers and office couriers, office machine operators, shipping and receiving clerks, stenographers, typist and secretaries, telegraph and telephone operators, and kindred workers.

WHITE COLLAR TRAINEES - Persons engaged in formal training for official, managerial, professional, technical, sales, office and clerical occupations.

SKILLED CRAFTS - Manual worker of relatively high skill level having a thorough and comprehensive knowledge of the processes involved in their work. Exercise considerable independent judgment and usually receive an extensive period of training. Includes: the building trades hourly paid foremen and leadmen who are not members of management, mechanics and repairmen, skilled machining occupations, compositors and typesetters, electricians, engravers, job setters (metal), motion picture projectionists, pattern and model makers, stationary engineers, tailors and tailoresses, and kindred workers.

**APPRENTICES** - Persons employed in a program including work training and related instruction to learn a trade or craft which is traditionally considered an apprenticeship, regardless of whether the program is registered with a Federal or State agency.

**ON-THE-JOB TRAINEES** - Persons engaged in formal training for craftsmen when not trained under apprentice programs; semi-skilled, unskilled and service occupations.

**SEMI-SKILLED WORKERS** - Workers who operate machine or processing equipment or perform other factory-type duties of intermediate skill level which can be mastered in a few weeks and require only limited training.

**SERVICE WORKERS** - Workers in both protective and non-protective service occupations. Includes: attendants (hospital and other institution, professional and personal service), barbers, charwomen and cleaners, cooks (except household), counter and fountain workers, elevator operators, fire fighters, guards, watchmen and doorkeepers, stewards, janitors, police officers and detectives, porters, waiters and waitresses, and kindred workers.

**UNSKILLED WORKERS** - Workers in manual occupations which generally require no special training. Perform elementary duties that may be learned in a few days and require the application of little or no independent judgement. Includes: garage laborers, car washers and greasers, gardeners (except farm) and groundskeepers, longshoremen and stevedores, lumbermen, craftsmen and wood choppers, laborers performing lifting, digging, mixing loading and pulling operations, and kindred workers.

## **PLEASE BE ADVISED!**

Every party to a public contract and every party bidding on public contracts are required to have a written sexual harassment policy that contains:

- (1) a definition of sexual harassment under state law;
- (2) a description of sexual harassment utilizing examples;
- (3) a formalized complaint procedure;
- (4) a statement of victims rights;
- (5) directions on how to contact the Illinois Department of Human Rights – **Illinois companies.** **Out-of-State companies must include directions on how to contact the enforcement agency within their state.** Companies that issue a standard policy for all business locations must prepare an addendum providing directions on how to contact the appropriate enforcement agency.
- (6) a recitation that there cannot be any retaliation against employees who elect to file charges.

**Recommendation:** Your sexual harassment policy should be drafted in language easy to understand and any revisions should be reviewed by legal counsel. A copy of your policy should be posted in a prominent and accessible location to assure all employees will be notified of the company's position.

**In order to conduct business with the PEORIA PARK DISTRICT, you must have a written sexual harassment policy that conforms to the new ACT.**

**FAILURE TO DO SO  
WILL DISQUALIFY YOU AS AN ELIGIBLE VENDOR!!!**

*Please be advised, effective July 1, 1993, Governor Jim Edgar established under Executive Order Number 7 (Public Act 87-1257) that every party to a public contract and every party bidding on a public contract within the State of Illinois must have a written policy statement prohibiting sexual harassment. The following model policy statement is a draft copy provided for use in formulating your company's policy statement*

---

## **SEXUAL HARASSMENT POLICY STATEMENT**

It is the responsibility of each individual employee to refrain from sexual harassment and it is the right of each individual employee to work in an environment free from sexual harassment.

### **DEFINITION OF SEXUAL HARASSMENT**

According to the Illinois Human Rights Act, sexual harassment is defined as:

Any unwelcome sexual advances or requests for sexual favors or any conduct of a sexual nature when

1. submission to such conduct is made either explicitly or implicitly a term or condition of an individual's employment;
2. submission to or rejection of such conduct by an individual is used as the basis for employment decision(s) affecting such individual; or
3. such conduct has the purpose or effect of substantially interfering with an individual's work performance or creating an intimidating, hostile, or offensive working environment.

The courts have determined that sexual harassment is a form of discrimination under Title VII of the U.S. Civil Rights act of 1964, as amended in 1991. One such example is a case where a qualified individual is denied employment opportunities and benefits that are, instead, awarded to another individual who submits (voluntarily or under duress) to sexual advances or sexual favors. Another example is where an individual must submit to unwelcome sexual conduct in order to receive an employment opportunity.

Other conduct commonly considered to be sexual harassment includes.

- ⇒ Verbal: Sexual innuendoes, suggestive comments, insults, humor and jokes about sex, anatomy or gender-specific traits, sexual propositions, threats, repeated requests for dates, or statement about other employees, even outside of their presence, of a sexual nature.
- ⇒ Non-Verbal: Suggestive or insulting sounds (whistling), leering, obscene gestures, sexually suggestive bodily gestures, "catcalls", "smacking" or "kissing" noises.
- ⇒ Visual: Posters, signs, pin-ups, slogans of a sexual nature.
- ⇒ Physical: Touching, unwelcome hugging or kissing, pinching, brushing the body, coerced sexual intercourse or actual assault.

Sexual harassment most frequently involves a man harassing a woman. However, it can also involve a woman harassing a man or harassment between members of the same gender.

The most severe and overt forms of sexual harassment are easier to determine; however, some sexual harassment is more subtle and depends to some extent on individual perception and interpretation. The trend in the courts is to assess sexual harassment by a standard of what would offend a "reasonable woman" or a "reasonable man", depending upon the gender of the alleged victim.

An example of the most subtle form of sexual harassment is the use of endearments. The use of terms such as "honey", "darling", and "sweetheart" is objectionable to many women who believe that these terms undermine their authority and their ability to deal with men on an equal and professional level.

Another example is the use of a compliment that could potentially be interpreted as sexual in nature. Below are three statements that might be made about the appearance of a woman in the workplace:

Sexual Harassment Model Policy Statement  
Page 2

- ⇒ “That’s an attractive dress you have on.”
- ⇒ “That’s an attractive dress. It really looks good on you.”
- ⇒ “That’s an attractive dress. You really fill it out well.”

The first statement appears to be simply a compliment. The last is most likely to be perceived as sexual harassment depending on individual perceptions and values. To avoid the possibility of offending an employee, it is best to follow a course of conduct above reproach, or to err on the side of caution.

### **RESPONSIBILITY OF INDIVIDUAL EMPLOYEES**

Each individual employee has the responsibility to refrain from sexual harassment in the workplace. An individual employee who harasses a fellow worker is, of course, liable for his or her individual conduct. The harassing employee will be subject to disciplinary action up to and including discharge in accordance with company/organization policy or a collective bargaining agreement, as appropriate.

### **RESPONSIBILITY OF SUPERVISORY PERSONNEL**

Each supervisor is responsible for maintaining a workplace free of sexual harassment. This is accomplished by promoting a professional environment and by dealing with sexual harassment as with all other forms of employee misconduct.

The courts have found companies/organizations as well as supervisors can be held liable for damages related to sexual harassment by a manager, supervisor, employee, or third party (an individual who is not an employee but does business with a company/organization, such as a contractor, customer, sales representative, or repair person).

Liability is based either on a company/organization's responsibility to maintain a certain level of control and discipline, or on the supervisor acting as an agent of the company/organization. As such, supervisors must act quickly and responsibly, not only to minimize their own liability, but also that the company/organization.

### **RESOLUTION OUTSIDE THE COMPANY/ORGANIZATION**

It is hoped that most sexual harassment complaints and incidents can be resolved within a company/organization. However, an employee has the right to contact the Illinois Department of Human Rights (IDHR) or the U.S. Equal Employment Opportunity Commission (EEOC) about filing a formal complaint. An IDHR complaint must be filed within 180 days of the alleged incident(s) unless it is a continuing offense. A complaint with EEOC must be filed within 300 days.

#### ***Illinois Department of Human Rights***

(217) 785-5100 – Springfield  
(217) 785-5125 – TDD Springfield  
(312) 814-6200 – Chicago  
(312) 263-1579 – TDD Chicago

#### ***Illinois Human Rights Commission***

(217) 785-4350 – Springfield  
(217) 785-5125 – TDD Springfield  
(312) 814-6269 – Chicago  
(312) 814-4760 – TDD Chicago

#### ***U.S. Equal Employment Opportunity Commission***

(312) 353-2613 – Chicago District Office  
(800) 669-4000 – Toll Free Within State of Illinois  
(800) 669-6820 – TDD Chicago

An employee who is suddenly transferred to a lower paying job or passed for promotion, after filing a complaint with IDHR or EEOC, may file a retaliation charge, also due 180 days (IDHR) or 300 days (EEOC) from the alleged retaliation.

An employee who has been physically harassed or threatened while on the job may also have grounds for criminal charges of assault and battery.



**FALSE AND FRIVOLOUS COMPLAINTS**

False and frivolous charges refer to cases where the accuser is using a sexual complaint to accomplish some end other than stopping sexual harassment. It does not refer to charges made in good faith which cannot be proven. Given the seriousness of the consequences for the accused, a false and frivolous charge is a severe offense that can itself result in disciplinary action.



## ILLINOIS DRUG FREE WORKPLACE CERTIFICATION

The undersigned Contractor/Vendor hereby certifies that it will comply with all provisions of the Illinois Drug Free Workplace Act of 1991.

Dated this \_\_\_\_\_ day of \_\_\_\_\_, 20 \_\_\_\_\_

Contractor/Vendor

\_\_\_\_\_

By: \_\_\_\_\_



## **SUBSTANCE ABUSE PREVENTION PROGRAM CERTIFICATION**

Project Name: \_\_\_\_\_

Location: \_\_\_\_\_

The Substance Abuse Prevention on Public Works Act Public Act 95-0635, prohibits the use of drugs and alcohol, as defined in the Act, by employees of the Contractor and by employees of all approved Subcontractors while performing work on a public works project. The Contractor/Subcontractor herewith certifies that it has a superseding collective bargaining agreement or makes the public filing of its written substance abuse prevention program for the prevention of substance abuse among its employees who are not covered by a collective bargaining agreement dealing with the subject as mandated by the Act.

A. The undersigned representative of the Contractor/Subcontractor certifies that the contracting entity has signed collective bargaining agreements that are in effect for all of its employees, and that deal with the subject matter of Public Act 95-0635.

\_\_\_\_\_  
Contractor/Subcontractor

\_\_\_\_\_  
Name of Authorized Representative (type or print)

\_\_\_\_\_  
Title of Authorized Representative (type or print)

\_\_\_\_\_  
Signature of Authorized Representative Date

B. The undersigned representative of the Contractor/Subcontractor certifies that the contracting entity has in place, for all of its employees not covered by a collective bargaining agreement that deals with the subject of the Act, the attached substance abuse prevention program that meets or exceeds the requirements of Public Act 95-0635.

\_\_\_\_\_  
Contractor/Subcontractor

\_\_\_\_\_  
Name of Authorized Representative (type or print)

\_\_\_\_\_  
Title of Authorized Representative (type or print)

\_\_\_\_\_  
Signature of Authorized Representative Date



## **CERTIFICATION OF SAFETY COMPLIANCE**

The undersigned Contractor/Vendor hereby certify that they and their sub-contractors will comply with any and all prevailing occupational safety and health standards including, but not limited to the following: hazard communication, hearing conservation, respirator use, permit required confined space entry, scaffolding, personal protective equipment, ladder usage, ventilation, flammable and combustible liquids handling and storage and lockout/tagout. Such compliance may include a training component or require a written program of compliance.

Dated this day of \_\_\_\_\_, 20 \_\_\_\_.

CONTRACTOR/VENDOR: \_\_\_\_\_

By: \_\_\_\_\_

**PLEASURE DRIVEWAY AND PARK DISTRICT  
OF PEORIA, ILLINOIS**

Individual Contractor Form

**CONTRACTOR CERTIFICATION**

I, \_\_\_\_\_, do hereby certify that I am a contractor who has not been barred from bidding on a public contract as a result of a violation of either Section 33E-3 (bid-rigging) or Section 33E-4(bid rotating) of the Illinois Criminal Code, Illinois Compiled Statutes 720 ILCS 5/33E-3 and 5/33E-4.

\_\_\_\_\_  
Contractor

By: \_\_\_\_\_

Subscribed and Sworn before me this \_\_\_\_\_ day of \_\_\_\_\_, 20\_\_\_\_

\_\_\_\_\_  
Notary Public

My Commission Expires \_\_\_\_\_, 20\_\_\_\_

**PLEASURE DRIVEWAY AND PARK DISTRICT  
OF PEORIA, ILLINOIS**

Corporate or Partnership Contractor Form

**CONTRACTOR CERTIFICATION**

I, \_\_\_\_\_, a duly authorized agent of  
(Agent)

\_\_\_\_\_, do hereby certify that neither  
(Contractor)

\_\_\_\_\_, nor any individual presently  
(Contractor)

affiliated with \_\_\_\_\_, has been barred from  
(Contractor)

bidding on a public contract as a result of a violation of either Section 33E-3 (bid-rigging) or Section 33E-4 (bid rotating) of the Illinois Criminal Code, Illinois Compiled Statutes, 720 ILCS 5/33E-3 and 5/33E-4.

\_\_\_\_\_  
Contractor

By: \_\_\_\_\_

Subscribed and Sworn before me this \_\_\_\_\_ day of \_\_\_\_\_, 20\_\_\_\_

\_\_\_\_\_  
Notary Public

My Commission Expires \_\_\_\_\_, 20\_\_\_\_

## MAJOR SUBCONTRACTORS LIST

The following tabulation of Major Subcontractors shall be attached and made a condition of the Bid. The Bidder expressly understands and agrees to the following provisions:

- A. If awarded a Contract as a result of this Bid, the major subcontractors used in the prosecution of the work will be those listed below.
- B. The following list includes all subcontractors who will perform work representing 5% (five percent) or more of the total Base Bid.
- C. The subcontractors listed below are financially responsible and are qualified to perform the work required.
- D. The subcontractors listed below comply with the requirements of the Contract Documents.
- E. Any substitutions in the subcontractors listed below shall be requested in writing by the Contractor and must be approved in writing by the Owner. No sub-subcontractors will be allowed unless specifically stated on the form. All pertinent financial, performance, insurance and other applicable information shall be submitted with the request for substitution(s). Owner shall respond to such requests within 14 calendar days following the submission of all necessary information to the full satisfaction of the Owner.
- F. Failure to submit the list of Major Subcontractors as stated herein shall constitute a material variation from the Invitation to Bid; and any such Bid may be rejected by the Owner.

Subcontractor Name	Address	Telephone	Area of Work	Minority/Women Owned Business (Yes/No)

(Attach additional sheets if required)

END OF MAJOR SUBCONTRACTORS FORM

**Directory of Minority & Women Owned Business Enterprises**  
**Compiled with Information from**  
**City of Peoria Equal Opportunity Office**  
**Peoria Housing Authority**  
**Peoria Park District**

**Revised 9/12**

---

<b>Adams Septic &amp; Sewer Services, Inc.</b> Michelle Adams	Septic and Sewer Contractor WBE 1641 N. Tiber Ridge Ct., East Peoria, IL 61611	(309) 691-6113
<b>AFE Construction, Inc.</b> Monica Arbuckle	General Contractor WBE P.O. Box 199, Mackinaw, IL 61755	(309) 303-7065 (866) 491-2209 (Fax)
<b>A &amp; L Salvage, Inc.</b> Archie Brown	Clean Up, Tree Cutting & Removal, Truck Salvaging MBE 824 W. Brons Peoria, IL 61604	(309) 682-4412
<b>Alexander Brothers Construction Co.</b> Allester Alexander	Concrete, Demolition, Excavation, Landscaping MBE P.O. Box 1508, Peoria, IL 61605	(309) 673-6768
<b>Ambri Inc.</b> Robert J. Hunt. Jr.	Drywall, Flooring, Painting, Cabinetry MBE 9101 S. Nashville Ave., Oak Lawn, IL 60453	(708) 233-0217 (Phone and Fax)
<b>Atherton, P.A.</b> Patricia Atherton	Asphalt, Concrete, Demolition, Excavation WBE 57 Eichorn Road, Spring Bay, IL 61611	(309) 822-8575 (309) 822-8782 (Fax)
<b>BJB Enterprises, Inc.</b> Jim Bryant	Concrete, Demolition, Excavation, General, Landscaping, Trucking/Hauling MBE 1220 SW Washington St., Peoria, IL 61602	(309) 671-4415 (309) 673-4308 (Fax)
<b>Braun Excavating, Inc.</b> Teresa Braun	Demolition, Digging of Footings, Excavation, Pipe Laying WBE 24 Gulf Stream Bartonville, IL 61607	(309) 697-5454 (309) 697-6567 (Fax)
<b>Brown, Leo Trucking, Inc.</b> Leo Brown	Trucking/Hauling MBE P. O. Box 9057, Peoria, IL 61612	(309) 685-6710 (309) 685-0759 (Fax)
<b>Buddy's Landscaping</b> Dexter Davis	Landscaping MBE P. O. Box 1836, Bloomington, IL 61702	(309) 824-9211 (309) 454-3342 (Fax)
<b>Central Landscaping</b>	Landscaping WBE 12512 Mendell Rd., Princeville, IL 61559	(309) 385-4832 (309) 385-2644 (Fax)
<b>CJL Landscaping, Inc.</b> Rebecca J. Kelch	Landscaping WBE 10902 W. U. S. Highway 150, Brimfield, IL 61517	(309) 691-9200 (309) 691-5131 (Fax)
<b>Clean Sweep Lead Abatement</b> Ricky Walker	Lead-Based Paint Removal MBE 4014 Brighton Peoria, IL 61615	(309) 689-1146
<b>Cordova Construction</b> Tina Christopher	Concrete Removal, Curb & Gutter Removal, Sidewalk Removal WBE 2424 N. Ellory Road, Peoria, IL 61615	(309) 674-8810
<b>Cornerstone Builders &amp; Developers</b> Ron Touilly	WBE 6129 W. Southport Rd., Peoria, IL 61615	(309) 674-9000 (309) 673-7783 (Fax)
<b>CSS (Construction Specialties &amp; Services)</b> Dave Suzuki	Building Specialties, Design, Engineering, Estimating MBE P. O. Box 120703 Peoria, IL 61614	(309) 685-8453
<b>Davis Brothers Construction Company</b> Russell Davis	Trucking/Hauling MBE 1522 W. Kettelle St. Peoria, IL 61605	(309) 683-6931
<b>DECA Realty</b> Eddie J. Washington	Real Estate Broker, Appraiser MBE 417 W. Main, Peoria, IL 61606	(309) 637-3322 (309) 682-3922 (Fax)
<b>Dunbar Transfer</b>	Trucking WBE P.O. Box 315, Chillicothe, IL 61523-0315	(309) 303-5122 brendunbar@frontier.com



<b>E &amp; D Trucking and Hauling, Inc.</b> Eddie Proctor	Trucking/Hauling MBE 1913 N. Idaho, Peoria, IL 61604	(309) 682-4336 (309) 251-6736 (Cell)
<b>Elegant Installations</b> James Barrett	Installation/sales custom drapery, blinds, shade, shutters MBE 125 E. Elaine, Peoria, IL 61614	(309) 648-8118 (309)693-0007 (Fax)
<b>Fashion Floors, Inc.</b> Yvonne Hand	Floorcoverings WBE 930 S. 2 <sup>nd</sup> Street, Suite B, Pekin, IL 61554	(309) 353-8272 (309) 347-1109 (Fax)
<b>Fuhrmann Engineering Inc.</b> Kathy Shelter	Civil Engineers / Land Surveyors WBE 456 Fulton St., Suite 146	(309) 713-3498 Ext. 5
<b>Flessner Electric</b>	Electrical 3600 S. Cameron Ln., Mapleton, IL 61547	(309) 697-2484
<b>G&amp;L Trucking &amp; Construction</b>	WBE 1113 W. Groveland Ave., Peoria, IL 61604	(309) 686-9334
<b>Garza Heating &amp; Cooling</b>	1304 S. Western Ave., Peoria, IL 61605	(309) 645-6294
<b>Ronald A. Givens &amp; Associates</b> Ronald A. Givens	Insurance & Investments MBE 2616 N. Lehman, Peoria, IL 61602	(309) 685-4588 (309) 676-3152 (Fax)
<b>Gutters &amp; More</b>	WBE 157 Thunderbird Ln., East Peoria, IL 61611	(309) 694-4000 (309) 694-3356 (Fax)
<b>Hancock Trucking, Inc.</b> Nancy Hancock	Trucking/Hauling WBE 30570 Hancock Road Mackinaw, IL 61755	(309) 447-6733
<b>Hanley Steel, Inc.</b> Jill Hanley	Fabricated structural and miscellaneous steel WBE 8811 N. Industrial Rd., Peoria, IL 61615	(309) 692-5250 (309) 692-5251 (Fax)
<b>Heart Technologies</b> Jim Bainter Brad Armstrong	Data and Telephone, Communication and Construction WBE 3105 N. Main Street, Peoria, IL 61611	(309) 427-7000 (309) 427-7007 (Fax)
<b>Hermann &amp; Associates</b> Alisha Hermann	WBE 5835 N. Galena Rd., Peoria, IL 61614	(309) 687-5566 (309) 687-0571 (Fax)
<b>Horan Construction, Inc.</b> Susan Arnholt	Carpentry, Concrete, Demolition, General, Wrecking WBE 1720 W. Chanute Road Peoria, IL 61615	(309) 691-3133 (309) 691-1841 (Fax)
<b>Intech Innovations</b> John McCrary	Audio/Video Design and Integration WBE Washington, IL 61571	(309) 370-6676 (309) 745-9691 (Fax)
<b>J Construction</b> Frank Coates	General MBE 1810 Stever, Peoria, IL 61605	(309) 303-3919 (Cell)
<b>J. D. Masonry Services</b> Hurdestine Dabbs	Concrete M/WBE 907 E. Arcadia, Peoria, IL 61603	(309) 453-6533 (Cell)
<b>J&amp;J Manufacturing</b>	110 W. Walnut, Chillicothe, IL 61523	(209) 274-3141
<b>J &amp; J Construction</b> Herman Johnson	Demolition, Excavation MBE 1710 W. Garden Street, Peoria, IL 61605	(309) 673-8616 (309) 676-8292 (Fax)
<b>J &amp; K Construction</b> James Tilman	General MBE 4003 N. Rochelle, Peoria, IL 61615	(309) 685-8554 (309) 685-8554 (Fax)
<b>JM Industrial Supply</b> Ron Given	Maintenance Items, Tools, Soaps MBE 2323 Lakeshore, Pekin, IL 61554	(309) 346-5796 (309) 347-5100
<b>Kahbeah Contracting &amp; Trucking</b> Larry Kahbeah	Trucking/Hauling MBE 510 N. Yates, P. O. Box 56, Tallula, IL 62688	(217) 634-4157 (217) 634-4157 (Fax)
<b>LNR Construction &amp; Trucking</b> Demonte Davis	Concrete, Trucking MBE 2200 Linsley St., Peoria, IL 61604	(309) 682-6331
<b>LV Enterprise</b> John L. Palmer	Trucking/Hauling MBE 303 E. Archer Avenue, Peoria, IL 61603	(309) 657-2420 (309) 682-8872 (Fax)

<b>M &amp; A Plumbing</b> Michael Abner	Plumbing MBE 6216 N. Devonshire Avenue, Peoria, IL 61615	(309) 689-0133 (309) 689-0133 (Fax)
<b>M&amp;K Heating &amp; Cooling</b> Reggie Williams	HVAC MBE 2406 W. Newman Parkway, Peoria, IL 61604	(309) 256-6129
<b>M &amp; L Plumbing</b> Manzell Lawson	Plumbing MBE 1309 W. Lincoln, Peoria, IL 61605	(309) 674-8466
<b>Midwest Construction Services</b> Sheila Shover	Traffic Control Products, Trucking/Hauling M/WBE P. O. Box 4185, Bartonville, IL 61607	(309) 697-1000 (309) 697-1004 (Fax)
<b>Ordaz Construction Co. Inc.</b> Elizabeth Ordaz Mercer	Concrete 8010 N. Sommer St., Peoria, IL 61615	(309) 693-3338 (309) 693-5505 (Fax)
<b>Pendleton Excavating</b> Darold Pendleton	Excavation, Sand & Gravel MBE 1207 W. MacQueen Peoria, IL 61605	(309) 685-9133 (309) 685-9133 (Fax)
<b>Porter, V. L.</b> Vincent Porter	Concrete, General MBE 500 W. North, Suite 10, Springfield, IL 62704	(217) 744-8050
<b>RTM Concrete Construction</b> Morris Stokes	Concrete MBE 2207 W. Wiswall, Peoria, IL 61605	(309) 637-4237
<b>N. E. Rudd Trucking</b> Nanette Jenkins-Rudd	Trucking/Hauling WBE P.O. Box 14, 107 Washington St., Kingston Mines, IL 61539	(309) 389-4150 (309) 389-2849 (Fax)
<b>Rufus Construction Company</b> Rufus Nelson	Painting, Roofing, Remodeling MBE 1819 S. Idaho Street, Peoria, IL 61605	(309) 673-6776 (309) 497-9453 (Cell)
<b>Searle Trucking, Inc.</b> Debbie Searle	Trucking/Hauling WBE P. O. Box 1084, Peoria, IL 61653	(309) 686-0708 (309) 688-5365 (Fax)
<b>Sherwin Baker &amp; Associates, Inc.</b> Sherwin Baker	Construction Management, Consulting, Engineering, Technical Services MBE 103 E. Archer, Peoria, IL 61603	(309) 688-4203 (309) 688-4203 (Fax)
<b>Smeltz, V.</b>	Excavation MBE P. O. Box 64, Washington, IL 61571	
<b>Tabitha Ventures, Inc.</b> Edward O. Taiwo	Asphalt, Concrete, Demolition, Earthwork, Electrical, Excavation, General, HVAC, Landscaping, Painting, Plumbing, Resurfacing, Roofing, Trucking/Hauling MBE, 2000 W. Pioneer Parkway, Suite 7B, Peoria, IL 61615	(309) 692-1473 (309) 692-1564 (Fax)
<b>The Communication Connection</b> Jennifer Stone	Communication, Wire and Cable, Electrical and Telephone Products WBE 604 Filmore Street Harrisburg, PA 17104	(717) 561-7267
<b>Three Cross Development</b> J. T. Donelson	Concrete, General, Sidewalk MBE 1519 W. Millman Peoria, IL 61605	(309) 637-1238
<b>Tilman Electric</b> James Tilman	Electrical MBE 4003 N. Rochelle, Peoria, IL 61615	(309) 685-8554 (309) 264-3903 (Cell)
<b>Whitaker Construction</b> Lionel Whitaker	Concrete, General, Curb & Gutter, Sidewalk MBE 4010 N. Marbleway Dr., Peoria, IL 61615	(309) 682-9305 (309) 208-0476 (Cell)
<b>Wiegand &amp; Storrer</b> Leslie Savant	Excavation, Sewer WBE 3210 E. Washington Road, East Peoria, IL 61611	(309) 699-6457 (309) 699-9660 (Fax)

# Peoria County Prevailing Wage for April 2013

(See explanation of column headings at bottom of wages)

Trade Name Trng	RG	TYP	C	Base	FRMAN	M-F>8	OSA	OSH	H/W	Pensn	Vac
=====	==	===	=	=====	=====	=====	===	===	=====	=====	=====
ASBESTOS ABT-GEN 0.800		BLD		25.970	27.470	1.5	1.5	2.0	7.700	12.95	0.000
ASBESTOS ABT-GEN 0.850		HWY		28.750	30.000	1.5	1.5	2.0	7.700	13.95	0.000
ASBESTOS ABT-MEC 0.720		BLD		31.840	34.340	1.5	1.5	2.0	10.82	10.66	0.000
BOILERMAKER 0.300		BLD		35.010	38.010	2.0	2.0	2.0	7.070	13.83	0.000
BRICK MASON 0.560		BLD		32.060	33.560	1.5	1.5	2.0	7.700	9.130	0.000
CARPENTER 0.520		BLD		29.330	31.580	1.5	1.5	2.0	7.450	13.66	0.000
CARPENTER 0.520		HWY		30.820	33.070	1.5	1.5	2.0	7.450	13.94	0.000
CEMENT MASON 0.500		BLD		27.090	28.840	1.5	1.5	2.0	8.140	13.55	0.000
CEMENT MASON 0.500		HWY		28.280	29.780	1.5	1.5	2.0	8.140	13.93	0.000
CERAMIC TILE FNSHER 0.550		BLD		29.750	0.000	1.5	1.5	2.0	7.700	9.130	0.000
ELECTRIC PWR EQMT OP 0.270		ALL		35.440	0.000	1.5	1.5	2.0	5.000	10.98	0.000
ELECTRIC PWR GRNDMAN 0.180		ALL		24.320	0.000	1.5	1.5	2.0	5.000	7.540	0.000
ELECTRIC PWR LINEMAN 0.300		ALL		39.370	41.910	1.5	1.5	2.0	5.000	12.20	0.000
ELECTRIC PWR TRK DRV 0.190		ALL		25.510	0.000	1.5	1.5	2.0	5.000	7.920	0.000
ELECTRICIAN 0.400		BLD		34.820	37.320	1.5	1.5	2.0	5.350	10.08	0.000
ELECTRONIC SYS TECH 0.400		BLD		27.430	29.180	1.5	1.5	2.0	5.350	9.320	0.000
ELEVATOR CONSTRUCTOR 0.600		BLD		40.520	45.585	2.0	2.0	2.0	11.88	12.71	3.240
GLAZIER 1.250		BLD		30.770	32.770	1.5	1.5	2.0	9.700	7.700	0.000
HT/FROST INSULATOR 0.720		BLD		42.450	44.950	1.5	1.5	2.0	10.82	11.86	0.000
IRON WORKER 0.440		BLD		30.330	32.230	1.5	1.5	2.0	9.390	11.56	0.000
IRON WORKER 0.390		HWY		34.020	36.020	1.5	1.5	2.0	9.390	11.56	0.000
LABORER 0.800		BLD		24.970	26.470	1.5	1.5	2.0	7.700	12.95	0.000
LABORER 0.800		HWY		28.000	29.250	1.5	1.5	2.0	7.700	13.95	0.000
LABORER, SKILLED 0.800		BLD		25.370	26.870	1.5	1.5	2.0	7.700	12.95	0.000
LABORER, SKILLED 0.800		HWY		28.300	29.550	1.5	1.5	2.0	7.700	13.95	0.000
LATHER 0.520		BLD		29.330	31.580	1.5	1.5	2.0	7.450	13.66	0.000
MACHINERY MOVER 0.390		HWY		34.020	36.020	1.5	1.5	2.0	9.390	11.56	0.000
MACHINIST 0.000		BLD		43.550	46.050	1.5	1.5	2.0	6.130	8.950	1.850
MARBLE FINISHERS 0.550		BLD		29.750	0.000	1.5	1.5	2.0	7.700	9.130	0.000
MARBLE MASON 0.550		BLD		31.510	32.760	1.5	1.5	2.0	7.700	9.130	0.000
MILLWRIGHT 0.520		BLD		30.240	32.490	1.5	1.5	2.0	7.450	13.09	0.000
MILLWRIGHT 0.520		HWY		31.820	34.070	1.5	1.5	2.0	7.450	13.44	0.000
OPERATING ENGINEER 2.600		BLD	1	35.000	38.000	1.5	1.5	2.0	9.000	12.50	0.000
OPERATING ENGINEER 2.600		BLD	2	32.490	38.000	1.5	1.5	2.0	9.000	12.50	0.000

OPERATING ENGINEER 2.600	BLD 3	28.560	38.000	1.5	1.5	2.0	9.000	12.50	0.000
OPERATING ENGINEER 2.600	HWY 1	35.000	38.000	1.5	1.5	2.0	9.000	12.50	0.000
OPERATING ENGINEER 2.600	HWY 2	32.490	38.000	1.5	1.5	2.0	9.000	12.50	0.000
OPERATING ENGINEER 2.600	HWY 3	28.340	38.000	1.5	1.5	2.0	9.000	12.50	0.000
PAINTER 1.250	ALL	32.900	34.900	1.5	1.5	1.5	9.650	8.200	0.000
PAINTER SIGNS 0.000	BLD	33.920	38.090	1.5	1.5	1.5	2.600	2.710	0.000
PILEDRIIVER 0.520	BLD	29.830	32.080	1.5	1.5	2.0	7.450	13.66	0.000
PILEDRIIVER 0.520	HWY	31.820	34.070	1.5	1.5	2.0	7.450	13.94	0.000
PIPEFITTER 1.010	BLD	36.500	40.520	1.5	1.5	2.0	7.000	11.63	0.000
PLASTERER 0.600	BLD	27.770	28.770	1.5	1.5	2.0	8.140	12.76	0.000
PLUMBER 0.900	BLD	33.570	36.590	1.5	1.5	2.0	7.000	13.31	0.000
ROOFER 0.250	BLD	28.580	30.010	1.5	1.5	2.0	8.450	7.220	0.000
SHEETMETAL WORKER 0.660	BLD	31.920	33.520	1.5	1.5	2.0	7.270	13.08	0.000
SIGN HANGER 0.390	HWY	34.020	36.020	1.5	1.5	2.0	9.390	11.56	0.000
SPRINKLER FITTER 0.450	BLD	36.390	39.140	1.5	1.5	2.0	8.420	8.500	0.000
STEEL ERECTOR 0.390	HWY	34.020	36.020	1.5	1.5	2.0	9.390	11.56	0.000
STONE MASON 0.560	BLD	32.060	33.560	1.5	1.5	2.0	7.700	9.130	0.000
TERRAZZO FINISHER 0.550	BLD	29.750	0.000	1.5	1.5	2.0	7.700	9.130	0.000
TERRAZZO MASON 0.550	BLD	31.510	32.760	1.5	1.5	2.0	7.700	9.130	0.000
TILE MASON 0.550	BLD	31.510	32.760	1.5	1.5	2.0	7.700	9.130	0.000
TRUCK DRIVER 0.250	ALL 1	31.230	0.000	1.5	1.5	2.0	10.30	4.840	0.000
TRUCK DRIVER 0.250	ALL 2	31.680	0.000	1.5	1.5	2.0	10.30	4.840	0.000
TRUCK DRIVER 0.250	ALL 3	31.890	0.000	1.5	1.5	2.0	10.30	4.840	0.000
TRUCK DRIVER 0.250	ALL 4	32.180	0.000	1.5	1.5	2.0	10.30	4.840	0.000
TRUCK DRIVER 0.250	ALL 5	33.020	0.000	1.5	1.5	2.0	10.30	4.840	0.000
TRUCK DRIVER 0.250	O&C 1	24.980	0.000	1.5	1.5	2.0	10.30	4.840	0.000
TRUCK DRIVER 0.250	O&C 2	25.340	0.000	1.5	1.5	2.0	10.30	4.840	0.000
TRUCK DRIVER 0.250	O&C 3	25.510	0.000	1.5	1.5	2.0	10.30	4.840	0.000
TRUCK DRIVER 0.250	O&C 4	25.740	0.000	1.5	1.5	2.0	10.30	4.840	0.000
TRUCK DRIVER 0.250	O&C 5	26.420	0.000	1.5	1.5	2.0	10.30	4.840	0.000
TUCKPOINTER 0.560	BLD	32.060	33.560	1.5	1.5	2.0	7.700	9.130	0.000

Legend:    RG (Region)  
TYP (Trade Type - All,Highway,Building,Floating,Oil & Chip,Rivers)  
C (Class)  
Base (Base Wage Rate)  
FRMAN (Foreman Rate)  
M-F>8 (OT required for any hour greater than 8 worked each day, Mon through Fri.  
OSA (Overtime (OT) is required for every hour worked on Saturday)  
OSH (Overtime is required for every hour worked on Sunday and Holidays)  
H/W (Health & Welfare Insurance)  
Pensn (Pension)  
Vac (Vacation)  
Trng (Training)

# Explanations

PEORIA COUNTY

The following list is considered as those days for which holiday rates of wages for work performed apply: New Years Day, Memorial Day, Fourth of July, Labor Day, Thanksgiving Day, Christmas Day and Veterans Day in some classifications/counties. Generally, any of these holidays which fall on a Sunday is celebrated on the following Monday. This then makes work performed on that Monday payable at the appropriate overtime rate for holiday pay. Common practice in a given local may alter certain days of celebration. If in doubt, please check with IDOL.

Oil and chip resealing (O&C) means the application of road oils and liquid asphalt to coat an existing road surface, followed by application of aggregate chips or gravel to coated surface, and subsequent rolling of material to seal the surface.

EXPLANATION OF CLASSES

ASBESTOS - GENERAL - removal of asbestos material/mold and hazardous materials from any place in a building, including mechanical systems where those mechanical systems are to be removed. This includes the removal of asbestos materials/mold and hazardous materials from ductwork or pipes in a building when the building is to be demolished at the time or at some close future date.

ASBESTOS - MECHANICAL - removal of asbestos material from mechanical systems, such as pipes, ducts, and boilers, where the mechanical systems are to remain.

CERAMIC TILE FINISHER, MARBLE FINISHER, TERRAZZO FINISHER

Assisting, helping or supporting the tile, marble and terrazzo mechanic by performing their historic and traditional work assignments required to complete the proper installation of the work covered by said crafts. The term "Ceramic" is used for naming the classification only and is in no way a limitation of the product handled. Ceramic takes into consideration most hard tiles.

ELECTRONIC SYSTEMS TECHNICIAN

Installation, service and maintenance of low-voltage systems which utilizes the transmission and/or transference of voice, sound, vision, or digital for commercial, education, security and entertainment purposes for the following: TV monitoring and surveillance, background/foreground music, intercom and telephone interconnect, field programming, inventory control systems, microwave transmission, multi-media, multiplex, radio page, school, intercom and sound burglar alarms and low voltage master clock systems.

Excluded from this classification are energy management systems, life safety systems, supervisory controls and data acquisition systems not intrinsic with the above listed systems, fire alarm systems, nurse call systems and raceways exceeding fifteen feet in length.

LABORER, SKILLED - BUILDING

The skilled laborer building (BLD) classification shall encompass the following types of work, irrespective of the site of the work: cutting & acetylene torch, gunnite nozzlemen, gunnite pump men & pots, kettlemen & carriers of men handling hot stuff, sandblaster nozzle men, sandblasting pump men & pots, setting up and using concrete burning bars, wood block setters, underpinning & shoring of existing buildings, and the unload-ing and handling of all material coated with creosote.

LABORER, SKILLED - HIGHWAY

The skilled laborer heavy & highway (HWY) classification shall encompass the following types of work,irrespective of the site of the work: jackhammer & drill operator, gunite pump & pot man, puddlers, vibrator men, wire fabric placer, sandblast pump & pot man, strike off concrete, unloading, handling & carrying of all creosoted piles, ties or timber, concrete burning bars, power wheelbarrows or buggies, asphalt raker, brickset-ters, cutting torchman (electric & acetylene), men setting lines to level forms, form setters, gunite nozzle man & sandblasting nozzle man, power man, and rip-rapping by hand.

TRUCK DRIVER - BUILDING, HEAVY AND HIGHWAY CONSTRUCTION

Class 1. Drivers on 2 axle trucks hauling less than 9 ton. Air compressor and welding machines and brooms, including those pulled by separate units, truck driver helpers, warehouse employees, mechanic helpers, greasers and tiremen, pickup trucks when hauling materials, tools, or workers to and from and on-the-job site, and fork lifts up to 6,000 lb. capacity.

Class 2. Two or three axle trucks hauling more than 9 ton but hauling less than 16 ton. A-frame winch trucks, hydrolift trucks, vector trucks or similar equipment when used for transportation purposes. Fork lifts over 6,000 lb. capacity, winch trucks, four axle combination units, and ticket writers.

Class 3. Two, three or four axle trucks hauling 16 ton or more. Drivers on water pulls, articulated dump trucks, mechanics and working forepersons, and dispatchers. Five axle or more combination units.

Class 4. Low Boy and Oil Distributors.

Class 5. Drivers who require special protective clothing while employed on hazardous waste work.

#### TRUCK DRIVER - OIL AND CHIP RESEALING ONLY.

This shall encompass laborers, workers and mechanics who drive contractor or subcontractor owned, leased, or hired pickup, dump, service, or oil distributor trucks. The work includes transporting materials and equipment (including but not limited to, oils, aggregate supplies, parts, machinery and tools) to or from the job site; distributing oil or liquid asphalt and aggregate; stock piling material when in connection with the actual oil and chip contract. The Truck Driver (Oil & Chip Resealing) wage classification does not include supplier delivered materials.

#### OPERATING ENGINEERS - BUILDING

Class 1. Cranes; Overhead Cranes; Gradall; All Cherry Pickers; Mechanics; Central Concrete Mixing Plant Operator; Road Pavers (27E - Dual Drum - Tri Batchers); Blacktop Plant Operators and Plant Engineers; 3 Drum Hoist; Derricks; Hydro Cranes; Shovels; Skimmer Scoops; Koehring Scooper; Drag Lines; Backhoe; Derrick Boats; Pile Drivers and Skid Rigs; Clamshells; Locomotive Cranes; Dredge (all types) Motor Patrol; Power Blades - Dumore - Elevating and similar types; Tower Cranes (Crawler-Mobile) and Stationary; Crane-type Backfiller; Drott Yumbo and similar types considered as Cranes; Caisson Rigs; Dozer; Tournadozer; Work Boats; Ross Carrier; Helicopter; Tournapulls - all and similar types; Scoops (all sizes); Pushcats; Endloaders (all types); Asphalt Surfacing Machine; Slip Form Paver; Rock Crusher; Heavy Equipment Greaser; CMI, CMI Belt Placer, Auto Grade & 3 Track and similar types; Side Booms; Multiple Unit Earth Movers; Creter Crane; Trench Machine; Pump-crete-Belt Crete-Squeeze Cretes-Screw-type Pumps and Gypsum; Bulker & Pump - Operator will clean; Formless Finishing Machine; Flaherty Spreader or similar types; Screed Man on Laydown Machine; Wheel Tractors (industrial or Farm-type w/Dozer-Hoe-Endloader or other attachments); F.W.D. & Similar Types; Vermeer Concrete Saw.

Class 2. Dinkeys; Power Launches; PH One-pass Soil Cement Machine (and similar types); Pugmill with Pump; Backfillers; Euclid Loader; Forklifts; Jeeps w/Ditching Machine or other attachments; Tunneluger; Automatic Cement and Gravel Batching Plants; Mobile Drills (Soil Testing) and similar types; Gurries and Similar Types; (1) and (2) Drum Hoists (Buck Hoist and Similar Types); Chicago Boom; Boring Machine & Pipe Jacking Machine; Hydro Boom; Dewatering System; Straw Blower; Hydro Seeder; Assistant Heavy Equipment Greaser on Spread; Tractors (Track type) without Power Unit pulling Rollers; Rollers on Asphalt -- Brick Macadam; Concrete Breakers; Concrete Spreaders; Mule Pulling Rollers; Center Stripper; Cement Finishing Machines & CMI Texture & Reel Curing Machines; Cement Finishing Machine; Barber Green or similar loaders; Vibro Tamper (All similar types) Self-propelled; Winch or Boom Truck; Mechanical Bull Floats; Mixers over 3 Bag to 27E; Tractor pulling Power Blade or Elevating Grader; Porter Rex Rail; Clary Screed; Truck Type Hoptoe Oilers; Fireman; Spray Machine on Paving; Curb Machines; Truck Crane Oilers; Oil Distributor; Truck-Mounted Saws.

Class 3. Air Compressor; Power Subgrader; Straight Tractor; Trac Air without attachments; Herman Nelson Heater, Dravo, Warner, Silent Glo, and similar types; Roller: Five (5) Ton and under on Earth or Gravel; Form Grader; Crawler Crane & Skid Rig Oilers; Freight Elevators - permanently installed; Pump; Light Plant; Generator;

Conveyor (1) or (2) - Operator will clean; Welding Machine; Mixer (3) Bag and Under (Standard Capacity with skip); Bulk Cement Plant; Oiler on Central Concrete Mixing Plant.

#### OPERATING ENGINEERS - HEAVY AND HIGHWAY CONSTRUCTION

CLASS 1. Cranes; Hydro Cranes; Shovels; Crane Type Backfiller; Tower, Mobile, Crawler, & Stationary Cranes; Derricks; Hoists (3 Drum); Draglines; Drott Yumbo & Similar Types considered as Cranes; 360 Degree Swing Excavator (Shears, Grapples, Movacs, etc.); Back Hoe; Derrick Boats; Pile Driver and Skid Rigs; Clam Shell; Locomotive - Cranes; Road Pavers - Single Drum - Dual Drum - Tri Batcher; Motor Patrols & Power Blades - Dumore - Elevating & Similar Types; Mechanics; Central Concrete Mixing Plant Operator; Asphalt Batch Plant Operators and Plant Engineers; Gradall; Caisson Rigs; Skimmer Scoop - Koering Scooper; Dredges (all types); Hoptoe; All Cherry Pickers; Work Boat; Ross Carrier; Helicopter; Dozer; Tournadozer; Tournapulls - all and similar types; Operation of Concrete and all Recycle Machines; Multiple Unit Earth Movers; Scoops (all sizes); Pushcats; Endloaders (all types); Asphalt Surfacing Machine; Slip Form Paver; Rock Crusher; Operation of Material Crusher, Screening Plants, and Tunnel Boring Machine; Heavy Equipment Greaser (top greaser on spread); CMI, Auto Grade, CMI Belt Placer & 3 Track and Similar Types; Side Booms; Asphalt Heater & Planer Combination (used to plane streets); Wheel Tractors (with Dozer, Hoe or Endloader Attachments); CAT Earthwork Compactors and Similar Types; Blaw Knox Spreader and Similar Types; Trench Machines; Pump Crete - Belt Crete - Squeeze Crete - Screw Type Pumps and Gypsum (operator will clean); Creter Crane; Operation of Concrete Pump Truck; Formless Finishing Machines; Flaherty Spreader or Similar Types; Screed Man on Laydown Machine; Vermeer Concrete Saw; Operation of Laser Screed; Span Saw; Dredge Leverman; Dredge Engineer; Lull or Similar Type; Hydro-Boom Truck; Operation of Guard Rail Machine; and Starting Engineer on Pipeline or Construction (11 or more pieces) including: Air Compressor (Trailer Mounted), All Forced Air Heaters (regardless of Size), Water Pumps (Greater than 4-1/2" or Total Discharge Over 4-1/2"), Light Plants, Generators (Trailer Mounted - Excluding Decontamination Trailer), Welding Machines (Any Size or Mode of Power), Conveyor, Mixer (any size), Stud Welder, Power Pac, etc., and Ground Heater (Trailer Mounted).

CLASS 2. Bulker & Pump; Power Launches; Boring Machine & Pipe Jacking Machine; Dinkeys; Operation of Carts, Powered Haul Unit for a Boring Machine; P & H One Pass Soil Cement Machines and Similar Types; Wheel Tractors (Industry or Farm Type - Other); Back Fillers; Euclid Loader; Fork Lifts; Jeep w/Ditching Machine or Other Attachments; Tunneluger; Automatic Cement & Gravel Batching Plants; Mobile Drills - Soil Testing and Similar Types; Pugmill with Pump; All (1) and (2) Drum Hoists; Dewatering System; Straw Blower; Hydro-Seeder; Bump Grinders (self-propelled); Assistant Heavy Equipment Greaser; Apsco Spreader; Tractors (Track-Type) without Power Units Pulling Rollers; Rollers on Asphalt - Brick or Macadam; Concrete Breakers; Concrete Spreaders; Cement Strippers; Cement Finishing Machines & CMI Texture & Reel Curing Machines; Vibro-Tampers (All Similar Types Self-Propelled); Mechanical Bull Floats; Self-Propelled Concrete Saws; Truck Mounted Power Saws; Operation of Curb Cutters; Mixers - Over Three (3) Bags; Winch and Boom Trucks; Tractor Pulling Power Blade or Elevating Grader; Porter Rex Rail; Clary Screed; Mule Pulling Rollers; Pugmill without Pump; Barber Greene or Similar Loaders; Track Type Tractor w/Power Unit attached (minimum); Fireman; Spray Machine on Paving; Curb Machines; Paved Ditch Machine; Power Broom; Self-Propelled Sweepers; Self-Propelled Conveyors; Power Subgrader; Oil Distributor; Straight Tractor; Truck Crane Oiler; Truck Type Oilers; Directional Boring Machine; Horizontal Directional Drill; Articulating End Dump Vehicles; Starting Engineer on Pipeline or Construction (6 -10 pieces) including: Air Compressor (Trailer Mounted), All Forced Air Heaters (regardless of Size), Water Pumps (Greater than 4-1/2" or Total Discharge Over 4-1/2"), Light Plants, Generators (Trailer Mounted - Excluding Decontamination Trailer), Welding Machines (Any Size or Mode of Power), Conveyor, Mixer (any size), Stud Welder, Power Pac, etc., and Ground Heater (Trailer Mounted).

CLASS 3. Straight Framed Truck Mounted Vac Unit (separately powered); Trac Air Machine (without attachments); Rollers - Five Ton and Under on Earth and Gravel; Form Graders; Bulk Cement Plant; Oilers; and Starting Engineer on Pipeline or Construction (3 - 5 pieces) including: Air Compressor (Trailer Mounted), All Forced Air Heaters (regardless of Size), Water Pumps (Greater than 4-1/2" or Total Discharge Over 4-1/2"), Light Plants, Generators (Trailer Mounted - Excluding Decontamination Trailer), Welding Machines (Any Size or Mode of Power), Conveyor, Mixer (any size), Stud Welder, Power Pac, etc.,

and Ground Heater (Trailer Mounted).

Other Classifications of Work:

For definitions of classifications not otherwise set out, the Department generally has on file such definitions which are available. If a task to be performed is not subject to one of the classifications of pay set out, the Department will upon being contacted state which neighboring county has such a classification and provide such rate, such rate being deemed to exist by reference in this document. If no neighboring county rate applies to the task, the Department shall undertake a special determination, such special determination being then deemed to have existed under this determination. If a project requires these, or any classification not listed, please contact IDOL at 217-782-1710 for wage rates or clarifications.

LANDSCAPING

Landscaping work falls under the existing classifications for laborer, operating engineer and truck driver. The work performed by landscape plantsman and landscape laborer is covered by the existing classification of laborer. The work performed by landscape operators (regardless of equipment used or its size) is covered by the classifications of operating engineer. The work performed by landscape truck drivers (regardless of size of truck driven) is covered by the classifications of truck driver.



## SAMPLE ADDENDUM

Peoria Park District  
Planning, Design and Construction Department  
1314 N. Park Road  
Peoria, IL 61604  
Telephone: (309) 686-3386

ADDENDUM NO. \_\_\_\_\_

PROJECT TITLE: \_\_\_\_\_

ISSUANCE DATE: \_\_\_\_\_

LOCATION: \_\_\_\_\_

The proposed Contract Documents for this Work are modified as follows:

- I. **DRAWINGS**: (Delete/Change/Modify/Etc.)
  
- II. **PROJECT MANUAL/SPECIFICATIONS/GENERAL CONDITIONS/ETC.:**  
(Delete/Change/Modify/Etc.)
  
- III. **INVITATION TO BID**: (Delete/Change/Modify/Etc.)

END OF ADDENDUM NO. \_\_\_\_\_

(Addendum may be bound into Project Manual, attached to front cover, faxed, mailed or delivered to bidders.)

Addendum No. \_\_\_\_\_  
Page 1 of 1



**Pleasure Driveway and Park District of Peoria, Illinois**  
**Sample Agreement Between Owner and Contractor**

---

This **AGREEMENT** for

ADVENTURE GROVE SITE DEVELOPMENT  
GLEN OAK PARK

is made as of the \_\_\_\_\_ day of \_\_\_\_\_ in the year of Two Thousand Thirteen (2013)

**Between the Owner:**

PLEASURE DRIVEWAY AND PARK DISTRICT OF PEORIA, ILLINOIS  
2218 N. PROSPECT ROAD  
PEORIA, IL 61603

**And the Contractor:**

**The Owner's Representative is:**

PLANNING, DESIGN AND CONSTRUCTION DEPARTMENT  
1314 N. PARK ROAD  
PEORIA, IL 61604

**The Architect or Engineer is:**

The Owner and Contractor agree as follows:

**I. THE CONTRACT DOCUMENTS.** The Contract Documents consist of this AGREEMENT, the Plans/Drawings for the Project dated April 16, 2013, all sections of the Project Manual dated April 16, 2013, including but not limited to the Instructions and Supplementary Instructions to Bidders, the Bid Form, the General Conditions (1997 AIA Document A201) and Supplementary General Conditions, the General Requirements, the Specifications, and other documents as enumerated in Section 10 and Attachment #1 of this AGREEMENT, and including addenda issued prior to the execution of this AGREEMENT. The Contract Documents form the CONTRACT between the Owner and the Contractor. The CONTRACT represents the entire and integrated contract for the construction of the Work of the Project between the parties hereto and supersedes prior proposals, contracts, negotiations, or representations, either written or oral.

**II. THE WORK OF THE CONTRACT.** The Contractor shall execute the entire Work described in the Contract Documents, unless modified in Section XI of this AGREEMENT.

**III. BASIS OF PAYMENT.** The Work of the CONTRACT shall be performed on a lump sum basis.

**IV. CONTRACT SUM.** The Owner shall pay the Contractor the sum of

--

(and incorporates the acceptance of bid alternates as defined in sub-paragraph "A", below) for the Contractor's performance of the Work required by the Contract Documents, subject to modifications made by Owner approved Change Orders. If this CONTRACT calls for a unit price basis of payment, the contract sum stated above shall be adjusted by Change Order based upon multiplying the unit prices submitted by the Contractor on the Bid Form (and included herein as an Attachment to this CONTRACT) times (x) the actual quantities installed.

**A. ACCEPTANCE OF ALTERNATES.** The contract sum stated above is based on the acceptance of the following alternates, which are described in the Project Manual:

<u>ITEM</u>	<u>ADD</u>	<u>DEDUCT</u>

**V. DATES OF COMMENCEMENT AND COMPLETION OF THE WORK.** The Owner's Representative will issue a written Notice to Proceed with the Work of the Project after receiving the required Performance Bond, Labor and Material Payment Bond, and Certificate of Insurance (in proper form and providing the required coverages and amounts from a company [or companies] acceptable to the Owner, and naming the Owner as an Additional Insured), and any other pre-construction submittals required by the Contract Documents. The Contractor hereby acknowledges and agrees that failure to provide such submittals in a timely manner shall not be cause to adjust the date(s) for completion of the Work.

- A. LIQUIDATED DAMAGES.** Owner and Contractor recognize that time is of the essence of this CONTRACT and that Owner will suffer financial loss if the Contractor has not achieved Substantial Completion and Final Completion of the Work within the time specified below, plus any extensions thereof allowed in accordance with Article 8 of the General Conditions. They also recognize the delays, expense and difficulties involved in proving in a legal or arbitration proceeding the actual loss suffered by Owner if the Work is not completed on time.
- B. SUBSTANTIAL COMPLETION.** Accordingly, instead of requiring any such proof, Owner and Contractor agree that as Liquidated Damages for delay (but not as a penalty), Contractor shall pay Owner TWO HUNDRED FIFTY DOLLARS (\$250.00) for each calendar day that expires after one hundred sixty-nine (169) calendar days from Notice of Award until Substantial Completion is attained. The work is tentatively scheduled to begin on May 23, 2013 and be at Substantial Completion by November 7, 2013.
- C. FINAL COMPLETION.** After Substantial Completion if Contractor shall neglect, refuse, or fail to complete the remaining Work necessary to achieve Final Completion within fourteen (14) calendar days or any proper extension thereof granted by Owner, Contractor shall pay Owner TWO HUNDRED FIFTY DOLLARS (\$250.00) for each day that expires after the time specified.

**VI. PROGRESS PAYMENTS, REDUCTION OF RETAINAGE AND FINAL PAYMENT.**

- A.** Unless otherwise specified elsewhere in the Contract Documents, the Contractor may submit monthly applications for progress payments ("Application for Payment") to the Owner's Representative. Each Application for Payment must be certified by the Architect or Engineer (if applicable), or the Owner's Representative if an Architect or Engineer has not been engaged for construction phase services. An Application for Payment shall be for a period of no less than one calendar month ending on the last day of the month, unless otherwise approved in writing by the Owner's Representative. Application forms shall be subject to Owner's approval. Each Application for Payment shall be based upon the Schedule of Values submitted by the Contractor, in accordance with the Contract Documents. The Schedule of Values shall be approved by the Owner's Representative and the Architect or Engineer (if applicable) in advance of the Contractor's first Application for Payment and the approved schedule shall be used by the Contractor as the basis for submitting payment requests. The Owner's Representative and/or

Architect/Engineer's (if applicable) approval of the Schedule of Values shall not constitute a complete check for accuracy, and shall not relieve the Contractor from responsibility for errors of any sort.

- B. An Application for Payment (certified by the Architect or Engineer, if applicable) shall be submitted to the Owner's Representative no later than the fifth (5th) day of the month following the period for which the application is being submitted. In such case, the Owner shall make the progress payment to the Contractor not later than the twentieth day of the next month. A progress payment request on an Application for Payment (certified by the Architect or Engineer, if applicable) received by the Owner's Representative after the fifth (5th) day of a month shall be made by the Owner not later than forty-five days after receipt by the Owner's Representative.
- C. Based upon its review of the certified (by the Architect or Engineer, if applicable) Application for Payment, the Owner shall make a progress payment to the Contractor in such amount as the Owner reasonably determines is properly due, subject to a retainage of ten percent (10%) of the value of the Work completed and covered by the Application for Payment, less the aggregate of previous payments in each case. In determining the amount properly due, the Owner shall consider the value of labor, materials and equipment incorporated in the Work, or properly allocable to materials and equipment suitably stored at the site or at some other location previously agreed upon in writing by the parties. The Owner's Representative shall have the sole right to determine that materials or equipment stored off-site have been properly delivered, protected, and/or secured. The Owner's Representative (or the Architect or Engineer, if applicable) may nullify or withhold a Certificate of Payment, in whole or in part, for the reasons set forth in Section 9.5 of the General Conditions. Upon Substantial Completion of the Work, the Owner shall pay the Contractor a sum sufficient to increase the total payments to ninety-five percent (95%) of the Contract Sum, less such amounts as the Owner's Representative shall determine for incomplete work and unsettled claims.

**VII.** Final payment, constituting the entire unpaid balance of the Contract Sum, shall be made by the Owner when **1)** the Contract has been fully performed by the Contractor except for the Contractor's responsibility to correct nonconforming Work as provided in Subparagraph 12.2.2 of the General Conditions and to satisfy other requirements, if any, which necessarily survive final payment; and **2)** a final Certificate of Payment has been issued by the Architect/Engineer or Owner's Representative; such final payment shall be made by the Owner not more than forty-five (45) days after the receipt of the final Certificate of Payment by the Owner.

**VIII. CHANGE ORDERS.** The Owner and Contractor agree that changes in the Work are sometimes required and necessary, and that timely: **a)** submission of proposed changes in the Work or the scope of Work by the Owner, **b)** pricing by the Contractor, **c)** review by the Owner's Representative and/or Architect/Engineer, and **d)** final approval by the Owner are necessary in order to assure that the Work of the Project is completed on schedule. The Contractor hereby acknowledges and agrees that an increase in the scope of the Work does not grant or imply an increase in the Contract Time, unless specifically so stated on the final approved Change Order. The Contractor also agrees that any and all Work which deviates from the plans and specifications and/or results in additional Work performed by Contractor's forces, including those of his sub-contractor's, will not result in additional expense to the Owner, unless **finally approved both by the Owner and the Architect/Engineer (if applicable) prior to the additional Work being performed.** No claim for an addition to the Contract Sum shall be valid unless approved by a written Change Order signed by the Owner and the architect/engineer (if applicable) **prior to the additional Work being performed.**

**IX. TERMINATION OR SUSPENSION.** The CONTRACT may be terminated by the Owner or the Contractor as provided by Article 14 of the General Conditions. The Work may be suspended by the Owner as provided in Article 14 of the General Conditions.

**X. ENUMERATION OF CONTRACT DOCUMENTS.** The Contract Documents, except for modifications issued after the execution of this Agreement, consist of:

- A. this Standard Form of Agreement Between Owner and Contractor, of the Pleasure Driveway and Park District of Peoria, Illinois.
- B. the Plans or Drawings titled Adventure Grove Site Development, dated April 16, 2013, and enumerated in ATTACHMENT #1 - "LIST OF DRAWINGS".
- C. Supplementary and other Conditions of the CONTRACT, and the Specifications, are those found in the Project Manual titled "Adventure Grove Site Development", and dated April 16, 2013 enumerated as follows:
  - 1) Supplementary Instructions to Bidders
  - 2) Contractor's Proposal, as accepted by the Owner
  - 3) General Conditions of the Contract for Construction, AIA Document A201, 1997 Edition
  - 4) Supplementary General Conditions
  - 5) Major Subcontractor List
  - 6) Directory of Minority & Women Owned Business Enterprises
  - 7) Illinois Drug Free Workplace Certification
  - 8) Contractor Certification (Individual or Corporate/Partnership)
  - 9) Peoria Park District Certificate of Equal Employment Opportunity Compliance for Contractors and Vendors
  - 10) Workforce Profile
  - 11) Performance Bond
  - 12) Labor and Material Payment Bond
  - 13) Proof of Insurance
  - 14) Specifications: Division 010000, "General Requirements"; Divisions 020000-350000 as applicable
  - 15) Attachment A.6- Insurance Requirements
  - 16) Certificate of Safety Compliance
  - 17) Peoria Park District Weekly Workforce Report
  - 18) Certified Payroll Form
  - 19) Substance Abuse Prevention Program Certification

**XI. MISCELLANEOUS PROVISIONS.** Other Provisions of this Agreement are as follows:

--

This AGREEMENT is entered into as of the day and year first written above and is executed in at least three original copies of which one is to be delivered to the Contractor, one to the Architect/Engineer (if any) for use in the administration of the CONTRACT, and one to the Owner.

**OWNER:**

**CONTRACTOR :**

\_\_\_\_\_  
(Signature)

\_\_\_\_\_  
(Signature)

\_\_\_\_\_  
TIMOTHY J. CASSIDY, Park Board President

\_\_\_\_\_  
(Printed Name and Title)

ATTEST:

ATTEST:

## ATTACHMENT #1 - LIST OF DRAWINGS

<u>Number</u>	<u>Title</u>	<u>Date</u>
<b>1</b>	<b>Cover</b>	<b>4/16/13</b>
<b>2</b>	<b>Existing Conditions</b>	<b>4/16/13</b>
<b>3</b>	<b>Tree Protection Plan</b>	<b>4/16/13</b>
<b>4</b>	<b>Site Plan</b>	<b>4/16/13</b>
<b>5</b>	<b>Layout Plan</b>	<b>4/16/13</b>
<b>6</b>	<b>Landscape Plan</b>	<b>4/16/13</b>
<b>7</b>	<b>Details 1</b>	<b>4/16/13</b>
<b>8</b>	<b>Details 2</b>	<b>4/16/13</b>

## **PERFORMANCE BOND**

**TO: PLEASURE DRIVEWAY AND PARK DISTRICT OF PEORIA  
PEORIA, ILLINOIS**

**KNOW ALL MEN BY THEIR PRESENTS;**

That \_\_\_\_\_  
as Principal, and \_\_\_\_\_ as  
corporation of the State of \_\_\_\_\_, as Surety, are held and firmly bound unto the  
PLEASURE DRIVEWAY AND PARK DISTRICT OF PEORIA, PEORIA, ILLINOIS, as Obligee, in the amount of \_\_\_\_\_  
(\$ \_\_\_\_\_), for the payment whereof Principal and Surety bind themselves, their heirs, executors, administrators,  
successors and assigns, jointly and severally, firmly by these presents.

WHEREAS, Principal has by written agreement dated \_\_\_\_\_, 20 \_\_\_\_\_ entered into a contract  
with Obligee for \_\_\_\_\_  
in accordance with contract documents prepared by the Architect-Engineer, which Contract is by reference made a part hereof and  
is hereinafter referred to as "the Contract".

NOW, THEREFORE, THE CONDITION OF THIS OBLIGATION is such that if Principal shall promptly and faithfully  
perform the Contract and all changes thereof, and during the life of any guaranty or warranty required under the Contract, and, if  
Principal shall fully secure and protect the Obligee from all liability and from all loss or expense of any kind, including all court  
costs, engineering fees and attorneys' fees made necessary or arising from the failure, refusal or neglect of Principal to comply  
with all obligations assumed by Principal in connection with the performance of the Contract and all changes thereof, then this  
obligation shall be null and void; otherwise it shall remain in full force and effect.

Surety hereby waives notice of any changes in the Contract, including extensions of time for the performance thereof. Whenever  
Principal shall be and is declared to be in default under the Contract, Obligee having performed Obligee's obligations thereunder,  
Surety shall, after notice of such default, reserve all rights against all parties, take over and complete the Contract and become  
entitled to payment of the balance of any monies due or to become due to such defined Principal in accordance with the progress  
of the work.

A condition of this Bond is that the Principal shall faithfully perform in accordance with the prevailing wage clause provided in  
the bid specification or Contract pursuant to Illinois Compiled Statutes 820 ILCS 130/1 *et. seq.*

No right of action shall accrue on this Bond to or for the use of any person or corporation other than the Obligee named  
herein.

Signed and Sealed this \_\_\_\_\_ day of \_\_\_\_\_, 20 \_\_\_\_\_.



**CONTRACTOR**

\_\_\_\_\_  
Contractor Firm Name

By: \_\_\_\_\_  
Signature

\_\_\_\_\_  
Title

**SURETY**

\_\_\_\_\_  
Surety Name

By: \_\_\_\_\_  
Attorney-in-Fact

\_\_\_\_\_  
Resident Agent

ATTEST:

\_\_\_\_\_  
Corporate Secretary (Corporations only)

## **LABOR & MATERIAL PAYMENT BOND**

**TO: PLEASURE DRIVEWAY AND PARK DISTRICT OF PEORIA  
PEORIA, ILLINOIS**

**KNOW ALL MEN BY THESE PRESENTS:**

That: \_\_\_\_\_

as Principal, and \_\_\_\_\_

\_\_\_\_\_ a corporation of the State of \_\_\_\_\_ as Surety, are held and firmly bound unto the PLEASURE DRIVEWAY AND PARK DISTRICT OF PEORIA, PEORIA, ILLINOIS, as Obligee, for the use and benefit of claimants as hereinafter defined in the amount of \_\_\_\_\_ Dollars (\$ \_\_\_\_\_), for the payment whereof Principal and Surety bind themselves, their heirs, executors, administrators, successors and assigns, jointly and severally, firmly by these presents.

WHEREAS, Principal has by written agreement dated \_\_\_\_\_, 20 \_\_\_\_\_, entered into a Contract with Obligee for \_\_\_\_\_

\_\_\_\_\_ in accordance with contract documents prepared by the Architect-Engineer which Contract is by reference made a part hereof, and is hereinafter referred to as "the Contract".

**NOW, THEREFORE, THE CONDITION OF THIS OBLIGATION** is such that if Principal shall promptly pay for all laborers, workers and mechanics engaged in the work under the Contract, and not less than the general prevailing rate of hourly wages of a similar character in the locality in which the work is performed, as determined by the State of Illinois Department of Labor pursuant to the Illinois Compiled Statutes 820 ILCS 130/1 et. seq. and for all material used or reasonably required for use in the performance of the Contract, then this obligation shall be void; otherwise it shall remain in full force and effect.

1. A claimant is defined as any person, firm, or corporation having contracts with the Principal or with any of Principal's subcontractors for labor or materials furnished in the performance of the Contract on account of which this Bond is given.

2. Nothing in this Bond contained shall be taken to make the Obligee liable to any subcontractor, materialman or laborer, or to any other person to any greater extent than it would have been liable prior to the enactment of The Public Construction Bond Act, approved June 20, 1931, as amended; provided further, that any person having a claim for labor and materials furnished in the performance of the Contract shall have no right of action unless he shall have filed a verified notice of such claim with the Obligee within 180 days after the date of the last item of work or the furnishing of the last item of materials, which claim shall have been verified and shall contain the name and address of the claimant, the business address of the claimant within the State of Illinois, if any, or if the claimant be a foreign corporation having no place of business within the State the principal place of business of the corporation, and in all cases of partnership the names and residences of each of the partners, the name of the Contractor for the Obligee, the name of the person, firm or corporation by whom the claimant was employed or to whom such claimant furnished materials, the amount of the claim and a brief description of the public improvement for the construction or installation of which the Contract is to be performed. No defect in the notice herein provided for shall deprive the claimant of its right of action under the terms and provisions of this Bond unless it shall affirmatively appear that such defect has prejudiced the rights of an interested party asserting the same.

3. No action shall be brought on this Bond until the expiration of 120 days after the date of the last item of work or of the furnishing of the last item of material except in cases where the final settlement between the Obligee and the Contractor shall have been made prior to the expiration of the 120 day period, in which case action may be taken immediately following such final settlement; nor shall any action of any kind be brought later than 6 months after the acceptance by the Obligee of the work. Such suit shall be brought only in the circuit court of this State in the judicial district in which the Contract is to be performed.

4. Surety hereby waives notice of any changes in the Contract, including extensions of time for the performance thereof.

5. The amount of this Bond shall be reduced by and to the extent of any payment or payments made in good faith hereunder.

6. The Principal and Surety shall be liable for any attorneys fees, engineering costs, or court costs incurred by the Obligee relative to claims made against this Bond.

Signed and Sealed this \_\_\_\_\_ day of \_\_\_\_\_, 20 \_\_\_\_\_.

**CONTRACTOR**

**SURETY**

Contractor Firm Name:

\_\_\_\_\_

\_\_\_\_\_

By: \_\_\_\_\_  
Signature

By: \_\_\_\_\_  
Attorney-in-Fact

\_\_\_\_\_  
Title

\_\_\_\_\_  
Resident Agent

ATTEST:

\_\_\_\_\_  
Corporate Secretary (Corporations only)

## CONTRACTOR'S AFFIDAVIT

STATE OF ILLINOIS   )  
                                          ) SS  
COUNTY OF PEORIA   )

TO WHOM IT MAY CONCERN:

THE undersigned, being duly sworn, deposes and says that he is \_\_\_\_\_  
\_\_\_\_\_ of the \_\_\_\_\_  
who is the contractor for the \_\_\_\_\_  
building located at \_\_\_\_\_  
owned by \_\_\_\_\_.

That the total amount of the contract including extras is \$\_\_\_\_\_ on which he has received payment of \$\_\_\_\_\_ prior to this payment. That all waivers are true, correct and genuine and delivered unconditionally and that there is no claim either legal or equitable to defeat the validity of said waivers. That the following are the names of all parties who have furnished material or labor, or both, for said work and all parties having contracts or sub-contracts for specific portions of said work or for material entering into the construction thereof and the amount due or to become due to each, and that the items mentioned include all labor and material required to complete said work according to plans and specifications:

NAMES	WHAT FOR	CONTRACT PRICE	AMOUNT PAID	THIS PMT.	BALANCE DUE
_____					
_____					
_____					
_____					
_____					
_____					

TOTAL ALL LABOR AND MATERIAL TO COMPLETE

There are no other contracts for said work outstanding, and that there is nothing due or to become due to any person for material, labor or other work of any kind done or to be done upon or in connection with said work other than above stated.

Signed this \_\_\_\_\_ day of \_\_\_\_\_, 20 \_\_\_\_.

Signature: \_\_\_\_\_

Subscribed and sworn to before me this \_\_\_\_\_ day of \_\_\_\_\_, 20 \_\_\_\_.

\_\_\_\_\_  
Notary Public

**FINAL WAIVER OF LIEN**

STATE OF ILLINOIS    )  
                                  ) SS  
COUNTY OF PEORIA    )

TO WHOM IT MAY CONCERN:

WHEREAS, the undersigned \_\_\_\_\_ ha\_\_\_\_\_ been employed by THE  
PEORIA PARK DISTRICT to furnish material and labor for the \_\_\_\_\_  
at the premises commonly known as \_\_\_\_\_  
located in the City of \_\_\_\_\_, County of Peoria, State of Illinois.

The undersigned, for and in consideration of \_\_\_\_\_  
(\$ \_\_\_\_\_) Dollars, and other good and valuable considerations, the receipt whereof is hereby acknowledged,  
do\_\_\_\_\_ hereby waive and release any and all lien or claim or right of lien under the statutes of the State of Illinois relating to  
mechanics' liens, with respect to and on said above-described premises and improvements thereon and on the money, funds or  
other considerations due or become due from the owner on account of labor or services, material, fixtures, apparatus or machinery  
heretofore furnished or which may be furnished at any time hereafter by the undersigned for the above described premises.

Dated this \_\_\_\_\_ day of \_\_\_\_\_ 20 \_\_\_\_\_.

[Affix corporate seal here.]

\_\_\_\_\_  
(Name of sole owner, corporation or partnership)

ATTEST:

\_\_\_\_\_  
(Signature of secretary of corporation)

\_\_\_\_\_(SEAL)  
(Signature of sole owner or authorized  
representative of corporation or partnership)

**WAIVER OF LIEN**

**GENERAL CONTRACTOR'S PARTIAL  
TO COVER ONLY CERTAIN PAYMENTS**

STATE OF ILLINOIS    )  
                                  ) SS  
COUNTY OF PEORIA    )

TO ALL WHOM IT MAY CONCERN:

WHEREAS, the undersigned \_\_\_\_\_ has been employed  
by THE PEORIA PARK DISTRICT to furnish material and labor for the \_\_\_\_\_ at  
the premises commonly known as \_\_\_\_\_

\_\_\_\_\_ located in the City of Peoria, County of Peoria, and State of Illinois.

NOW, THEREFORE, the undersigned, for and in consideration of the sum of \_\_\_\_\_ Dollars, and other good and valuable considerations, the receipt whereof is hereby acknowledged by the undersigned, does hereby waive and release to the extent only of the aforesaid amount of \_\_\_\_\_ Dollars, paid simultaneously herewith, any and all lien or right or claim of lien under the statutes of the State of Illinois relating to mechanics' liens, with respect to and on said above-described premises, and the improvements thereon and on the money, funds, or other consideration due or to become due from the owner on account of labor, services, material, fixtures, apparatus or machinery, furnished by the undersigned, to or on account of the said owner, for the above-described premises, but only to the extent of the payment aforesaid.

Dated this \_\_\_\_\_ day of \_\_\_\_\_, 20 \_\_\_\_\_.

[Affix corporate seal here]

\_\_\_\_\_  
(Name of sole owner, corporation or partnership)

ATTEST:

\_\_\_\_\_  
(Signature of secretary of corporation)

\_\_\_\_\_  
(SEAL)  
(Signature of sole owner or authorized  
representative of corporation or partnership)

## SUB-CONTRACTOR'S FINAL WAIVER OF LIEN

[illegible]

TO WHOM IT MAY CONCERN:

WHEREAS, the undersigned \_\_\_\_\_  
(sub-contractor)  
has been employed by \_\_\_\_\_  
(general contractor)  
to furnish material and labor for the \_\_\_\_\_ at the  
premises commonly known as \_\_\_\_\_, in the City of \_\_\_\_\_,  
County of Peoria, State of Illinois.

The undersigned, for and in consideration of \_\_\_\_\_

\_\_\_\_\_ (\$ \_\_\_\_\_) Dollars, and other good and valuable considerations, the receipt whereof is hereby acknowledged, do \_\_\_\_\_ hereby waive and release any and all lien or claim or right of lien under the statutes of the State of Illinois relating to Mechanics Liens, on the above described premises and improvements thereon and on the money, funds or other considerations due or become due from the owner on account of labor or services, material, fixtures, apparatus or machinery heretofore furnished or which may be furnished at any time hereafter by the undersigned for the above described premises.

Dated this \_\_\_\_\_ day of \_\_\_\_\_, 20\_\_\_\_\_.

[Affix corporate seal here.]

ATTEST: \_\_\_\_\_

(Name of sole owner, corporation or partnership)

(Signature of sole owner or authorized  
representative of corporation or partnership)

\_\_\_\_\_(SEAL)  
(Signature of secretary of corporation)

**SUB-CONTRACTOR'S PARTIAL**  
**TO COVER ONLY CERTAIN PAYMENTS**

Page 50



# **PEORIA PARK DISTRICT**

## **Weekly Workforce Report**

### **Instructions**

This weekly workforce report must be completed and returned to the Peoria Park District project manager for each week that you are working on Peoria Park District property. You are to report only those employees that are actually working on the Peoria Park District project identified on this report. Do not report employees that are not working on the project identified on this report.

If you have further questions regarding this report, please contact the Owner's Project Manager.

#### **I. Trade and Hour Breakdown Table**

- List the different trades (carpenter, laborer, plumber, etc.) and report the number of hours by race/gender for each trade;
- Total the hours for each trade on the right.

#### **II. New Hires by Race and Gender**

- If additional employees are hired for the job, please record the number of employees hired by race/gender.

#### **III. Total Project Employee Breakdown**

- Please track total hours by race/gender for the project if project lasts longer than a week.

**Weekly Workforce Report (Peoria Park District Form) Date:\_\_\_\_\_ Week Ending: \_\_\_\_\_**

**Contractor/Subcontractor:\_\_\_\_\_ Project: \_\_\_\_\_**

**Trade & Hour Breakdown:**

TRADE	FEMALE HOURS	CAUCASIAN HOURS	AFRICAN- AMERICAN HOURS	HISPANIC HOURS	NATIVE AMERICAN HOURS	ASIAN, PAC. ISLANDER HOURS	TOTAL HOURS

**New Hires by Race & Gender**

TRADE	CAUCASIAN	AFRICAN- AMERICAN	HISPANIC	NATIVE AMERICAN	ASIAN, PACIFIC ISLANDER	MALE	FEMALE

**Total Project Employee Breakdown**

	CAUCASIAN	AFRICAN- AMERICAN	HISPANIC	NATIVE AMERICAN	ASIAN, PACIFIC ISLANDER	MALE	FEMALE

CERTIFIED PAYROLL FORM

(Contractor May Use Own Form)

NAME OF CONTRACTOR ☐

OR SUBCONTRACTOR ☐

ADDRESS

PAYROLL NO.

FOR WEEK ENDING

PROJECT AND LOCATION

PROJECT OR CONTRACT NO.

NAME, ADDRESS, TELEPHONE NUMBER AND SOCIAL SECURITY NUMBER OF EMPLOYEE	WORK CLASSIFICATION	DAY DATE							TOTAL HOURS	RATE OF PAY	GROSS AMOUNT EARNED	DEDUCTIONS			TOTAL DEDUCTIONS	NET WAGES PAID PER WEEK
												FICA	WITHHOLDING TAX	OTHER		
			HOURS WORKED EACH DAY													
		O.T.														
		ST.														
		O.T.														
		ST.														
		O.T.														
		ST.														
		O.T.														
		ST.														
		O.T.														
		ST.														
		O.T.														
		ST.														
		O.T.														
		ST.														
		O.T.														
		ST.														

DATE \_\_\_\_\_

I, \_\_\_\_\_  
(Name of Signatory Party) (Title)]

do hereby state:

(1) That I pay or supervise the payment of the persons employed by

\_\_\_\_\_ on the  
(Contractor of Subcontractor)

\_\_\_\_\_ ; that during the payroll period commencing on the  
\_\_\_\_\_ day of \_\_\_\_\_, \_\_\_\_\_, and ending the \_\_\_\_\_ day of \_\_\_\_\_, \_\_\_\_\_,

all persons employed on said project have been paid the full weekly wages earned, that no rebates have been or will  
be made either directly or indirectly to or on behalf of said

\_\_\_\_\_ from the full  
(Contractor or Subcontractor)

weekly wages earned by any person and that no deductions have been made either directly or indirectly from the full wages  
earned by any person, other than permissible deductions authorized by law.

(2) That any payrolls otherwise under this contract required to be submitted for the above period are correct and complete;  
that the wage rates for laborers or mechanics contained therein are not less than the applicable wage rates mandated by the  
Illinois Prevailing Wage Act and that the classifications set forth therein for each laborer or mechanic conform with the work performed.

REMARKS:	
NAME AND TITLE	SIGNATURE
THE WILLFUL FALSIFICATION OF ANY OF THE ABOVE STATEMENTS MAY SUBJECT THE CONTRACTOR OR SUBCONTRACTOR TO CIVIL OR CRIMINAL PROSECUTION. SEE SECTION 5 (820 ILCS 130/5) OF THE PREVAILING WAGE ACT OF THE STATE OF ILLINOIS.	

## Request for Taxpayer Identification Number and Certification

Give Form to the  
requester. Do not  
send to the IRS.

Print or type  
See Specific Instructions on page 2.

Name (as shown on your income tax return)

Business name/disregarded entity name, if different from above

Check appropriate box for federal tax classification:

☐ Individual/sole proprietor ☐ C Corporation ☐ S Corporation ☐ Partnership ☐ Trust/estate

☐ Limited liability company. Enter the tax classification (C=C corporation, S=S corporation, P=partnership) ▶

☐ Other (see instructions) ▶

☐ Exempt payee

Address (number, street, and apt. or suite no.)

Requester's name and address (optional)

City, state, and ZIP code

List account number(s) here (optional)

### Part I Taxpayer Identification Number (TIN)

Enter your TIN in the appropriate box. The TIN provided must match the name given on the "Name" line to avoid backup withholding. For individuals, this is your social security number (SSN). However, for a resident alien, sole proprietor, or disregarded entity, see the Part I instructions on page 3. For other entities, it is your employer identification number (EIN). If you do not have a number, see *How to get a TIN* on page 3.

**Note.** If the account is in more than one name, see the chart on page 4 for guidelines on whose number to enter.

#### Social security number

				-				-				
--	--	--	--	---	--	--	--	---	--	--	--	--

#### Employer identification number

				-								
--	--	--	--	---	--	--	--	--	--	--	--	--

### Part II Certification

Under penalties of perjury, I certify that:

1. The number shown on this form is my correct taxpayer identification number (or I am waiting for a number to be issued to me), and
2. I am not subject to backup withholding because: (a) I am exempt from backup withholding, or (b) I have not been notified by the Internal Revenue Service (IRS) that I am subject to backup withholding as a result of a failure to report all interest or dividends, or (c) the IRS has notified me that I am no longer subject to backup withholding, and
3. I am a U.S. citizen or other U.S. person (defined below).

**Certification instructions.** You must cross out item 2 above if you have been notified by the IRS that you are currently subject to backup withholding because you have failed to report all interest and dividends on your tax return. For real estate transactions, item 2 does not apply. For mortgage interest paid, acquisition or abandonment of secured property, cancellation of debt, contributions to an individual retirement arrangement (IRA), and generally, payments other than interest and dividends, you are not required to sign the certification, but you must provide your correct TIN. See the instructions on page 4.

Sign  
Here

Signature of  
U.S. person ▶

Date ▶

### General Instructions

Section references are to the Internal Revenue Code unless otherwise noted.

#### Purpose of Form

A person who is required to file an information return with the IRS must obtain your correct taxpayer identification number (TIN) to report, for example, income paid to you, real estate transactions, mortgage interest you paid, acquisition or abandonment of secured property, cancellation of debt, or contributions you made to an IRA.

Use Form W-9 only if you are a U.S. person (including a resident alien), to provide your correct TIN to the person requesting it (the requester) and, when applicable, to:

1. Certify that the TIN you are giving is correct (or you are waiting for a number to be issued),
2. Certify that you are not subject to backup withholding, or
3. Claim exemption from backup withholding if you are a U.S. exempt payee. If applicable, you are also certifying that as a U.S. person, your allocable share of any partnership income from a U.S. trade or business is not subject to the withholding tax on foreign partners' share of effectively connected income.

**Note.** If a requester gives you a form other than Form W-9 to request your TIN, you must use the requester's form if it is substantially similar to this Form W-9.

**Definition of a U.S. person.** For federal tax purposes, you are considered a U.S. person if you are:

- An individual who is a U.S. citizen or U.S. resident alien,
- A partnership, corporation, company, or association created or organized in the United States or under the laws of the United States,
- An estate (other than a foreign estate), or
- A domestic trust (as defined in Regulations section 301.7701-7).

**Special rules for partnerships.** Partnerships that conduct a trade or business in the United States are generally required to pay a withholding tax on any foreign partners' share of income from such business. Further, in certain cases where a Form W-9 has not been received, a partnership is required to presume that a partner is a foreign person, and pay the withholding tax. Therefore, if you are a U.S. person that is a partner in a partnership conducting a trade or business in the United States, provide Form W-9 to the partnership to establish your U.S. status and avoid withholding on your share of partnership income.

The person who gives Form W-9 to the partnership for purposes of establishing its U.S. status and avoiding withholding on its allocable share of net income from the partnership conducting a trade or business in the United States is in the following cases:

- The U.S. owner of a disregarded entity and not the entity,
- The U.S. grantor or other owner of a grantor trust and not the trust, and
- The U.S. trust (other than a grantor trust) and not the beneficiaries of the trust.

**Foreign person.** If you are a foreign person, do not use Form W-9. Instead, use the appropriate Form W-8 (see Publication 515, Withholding of Tax on Nonresident Aliens and Foreign Entities).

**Nonresident alien who becomes a resident alien.** Generally, only a nonresident alien individual may use the terms of a tax treaty to reduce or eliminate U.S. tax on certain types of income. However, most tax treaties contain a provision known as a “saving clause.” Exceptions specified in the saving clause may permit an exemption from tax to continue for certain types of income even after the payee has otherwise become a U.S. resident alien for tax purposes.

If you are a U.S. resident alien who is relying on an exception contained in the saving clause of a tax treaty to claim an exemption from U.S. tax on certain types of income, you must attach a statement to Form W-9 that specifies the following five items:

1. The treaty country. Generally, this must be the same treaty under which you claimed exemption from tax as a nonresident alien.
2. The treaty article addressing the income.
3. The article number (or location) in the tax treaty that contains the saving clause and its exceptions.
4. The type and amount of income that qualifies for the exemption from tax.
5. Sufficient facts to justify the exemption from tax under the terms of the treaty article.

**Example.** Article 20 of the U.S.-China income tax treaty allows an exemption from tax for scholarship income received by a Chinese student temporarily present in the United States. Under U.S. law, this student will become a resident alien for tax purposes if his or her stay in the United States exceeds 5 calendar years. However, paragraph 2 of the first Protocol to the U.S.-China treaty (dated April 30, 1984) allows the provisions of Article 20 to continue to apply even after the Chinese student becomes a resident alien of the United States. A Chinese student who qualifies for this exception (under paragraph 2 of the first protocol) and is relying on this exception to claim an exemption from tax on his or her scholarship or fellowship income would attach to Form W-9 a statement that includes the information described above to support that exemption.

If you are a nonresident alien or a foreign entity not subject to backup withholding, give the requester the appropriate completed Form W-8.

**What is backup withholding?** Persons making certain payments to you must under certain conditions withhold and pay to the IRS a percentage of such payments. This is called “backup withholding.” Payments that may be subject to backup withholding include interest, tax-exempt interest, dividends, broker and barter exchange transactions, rents, royalties, nonemployee pay, and certain payments from fishing boat operators. Real estate transactions are not subject to backup withholding.

You will not be subject to backup withholding on payments you receive if you give the requester your correct TIN, make the proper certifications, and report all your taxable interest and dividends on your tax return.

### **Payments you receive will be subject to backup withholding if:**

1. You do not furnish your TIN to the requester,
2. You do not certify your TIN when required (see the Part II instructions on page 3 for details),
3. The IRS tells the requester that you furnished an incorrect TIN,
4. The IRS tells you that you are subject to backup withholding because you did not report all your interest and dividends on your tax return (for reportable interest and dividends only), or
5. You do not certify to the requester that you are not subject to backup withholding under 4 above (for reportable interest and dividend accounts opened after 1983 only).

Certain payees and payments are exempt from backup withholding. See the instructions below and the separate Instructions for the Requester of Form W-9.

Also see *Special rules for partnerships* on page 1.

## **Updating Your Information**

You must provide updated information to any person to whom you claimed to be an exempt payee if you are no longer an exempt payee and anticipate receiving reportable payments in the future from this person. For example, you may need to provide updated information if you are a C corporation that elects to be an S corporation, or if you no longer are tax exempt. In addition, you must furnish a new Form W-9 if the name or TIN changes for the account, for example, if the grantor of a grantor trust dies.

## **Penalties**

**Failure to furnish TIN.** If you fail to furnish your correct TIN to a requester, you are subject to a penalty of \$50 for each such failure unless your failure is due to reasonable cause and not to willful neglect.

**Civil penalty for false information with respect to withholding.** If you make a false statement with no reasonable basis that results in no backup withholding, you are subject to a \$500 penalty.

**Criminal penalty for falsifying information.** Willfully falsifying certifications or affirmations may subject you to criminal penalties including fines and/or imprisonment.

**Misuse of TINs.** If the requester discloses or uses TINs in violation of federal law, the requester may be subject to civil and criminal penalties.

## **Specific Instructions**

### **Name**

If you are an individual, you must generally enter the name shown on your income tax return. However, if you have changed your last name, for instance, due to marriage without informing the Social Security Administration of the name change, enter your first name, the last name shown on your social security card, and your new last name.

If the account is in joint names, list first, and then circle, the name of the person or entity whose number you entered in Part I of the form.

**Sole proprietor.** Enter your individual name as shown on your income tax return on the “Name” line. You may enter your business, trade, or “doing business as (DBA)” name on the “Business name/disregarded entity name” line.

**Partnership, C Corporation, or S Corporation.** Enter the entity's name on the “Name” line and any business, trade, or “doing business as (DBA) name” on the “Business name/disregarded entity name” line.

**Disregarded entity.** Enter the owner's name on the “Name” line. The name of the entity entered on the “Name” line should never be a disregarded entity. The name on the “Name” line must be the name shown on the income tax return on which the income will be reported. For example, if a foreign LLC that is treated as a disregarded entity for U.S. federal tax purposes has a domestic owner, the domestic owner's name is required to be provided on the “Name” line. If the direct owner of the entity is also a disregarded entity, enter the first owner that is not disregarded for federal tax purposes. Enter the disregarded entity's name on the “Business name/disregarded entity name” line. If the owner of the disregarded entity is a foreign person, you must complete an appropriate Form W-8.

**Note.** Check the appropriate box for the federal tax classification of the person whose name is entered on the “Name” line (Individual/sole proprietor, Partnership, C Corporation, S Corporation, Trust/estate).

**Limited Liability Company (LLC).** If the person identified on the “Name” line is an LLC, check the “Limited liability company” box only and enter the appropriate code for the tax classification in the space provided. If you are an LLC that is treated as a partnership for federal tax purposes, enter “P” for partnership. If you are an LLC that has filed a Form 8832 or a Form 2553 to be taxed as a corporation, enter “C” for C corporation or “S” for S corporation. If you are an LLC that is disregarded as an entity separate from its owner under Regulation section 301.7701-3 (except for employment and excise tax), do not check the LLC box unless the owner of the LLC (required to be identified on the “Name” line) is another LLC that is not disregarded for federal tax purposes. If the LLC is disregarded as an entity separate from its owner, enter the appropriate tax classification of the owner identified on the “Name” line.

**Other entities.** Enter your business name as shown on required federal tax documents on the "Name" line. This name should match the name shown on the charter or other legal document creating the entity. You may enter any business, trade, or DBA name on the "Business name/disregarded entity name" line.

## Exempt Payee

If you are exempt from backup withholding, enter your name as described above and check the appropriate box for your status, then check the "Exempt payee" box in the line following the "Business name/disregarded entity name," sign and date the form.

Generally, individuals (including sole proprietors) are not exempt from backup withholding. Corporations are exempt from backup withholding for certain payments, such as interest and dividends.

**Note.** If you are exempt from backup withholding, you should still complete this form to avoid possible erroneous backup withholding.

The following payees are exempt from backup withholding:

1. An organization exempt from tax under section 501(a), any IRA, or a custodial account under section 403(b)(7) if the account satisfies the requirements of section 401(f)(2),
  2. The United States or any of its agencies or instrumentalities,
  3. A state, the District of Columbia, a possession of the United States, or any of their political subdivisions or instrumentalities,
  4. A foreign government or any of its political subdivisions, agencies, or instrumentalities, or
  5. An international organization or any of its agencies or instrumentalities.
- Other payees that may be exempt from backup withholding include:
6. A corporation,
  7. A foreign central bank of issue,
  8. A dealer in securities or commodities required to register in the United States, the District of Columbia, or a possession of the United States,
  9. A futures commission merchant registered with the Commodity Futures Trading Commission,
  10. A real estate investment trust,
  11. An entity registered at all times during the tax year under the Investment Company Act of 1940,
  12. A common trust fund operated by a bank under section 584(a),
  13. A financial institution,
  14. A middleman known in the investment community as a nominee or custodian, or
  15. A trust exempt from tax under section 664 or described in section 4947.

The following chart shows types of payments that may be exempt from backup withholding. The chart applies to the exempt payees listed above, 1 through 15.

IF the payment is for . . .	THEN the payment is exempt for . . .
Interest and dividend payments	All exempt payees except for 9
Broker transactions	Exempt payees 1 through 5 and 7 through 13. Also, C corporations.
Barter exchange transactions and patronage dividends	Exempt payees 1 through 5
Payments over \$600 required to be reported and direct sales over \$5,000 <sup>1</sup>	Generally, exempt payees 1 through 7 <sup>2</sup>

<sup>1</sup> See Form 1099-MISC, Miscellaneous Income, and its instructions.

<sup>2</sup> However, the following payments made to a corporation and reportable on Form 1099-MISC are not exempt from backup withholding: medical and health care payments, attorneys' fees, gross proceeds paid to an attorney, and payments for services paid by a federal executive agency.

## Part I. Taxpayer Identification Number (TIN)

**Enter your TIN in the appropriate box.** If you are a resident alien and you do not have and are not eligible to get an SSN, your TIN is your IRS individual taxpayer identification number (ITIN). Enter it in the social security number box. If you do not have an ITIN, see *How to get a TIN* below.

If you are a sole proprietor and you have an EIN, you may enter either your SSN or EIN. However, the IRS prefers that you use your SSN.

If you are a single-member LLC that is disregarded as an entity separate from its owner (see *Limited Liability Company (LLC)* on page 2), enter the owner's SSN (or EIN, if the owner has one). Do not enter the disregarded entity's EIN. If the LLC is classified as a corporation or partnership, enter the entity's EIN.

**Note.** See the chart on page 4 for further clarification of name and TIN combinations.

**How to get a TIN.** If you do not have a TIN, apply for one immediately. To apply for an SSN, get Form SS-5, Application for a Social Security Card, from your local Social Security Administration office or get this form online at [www.ssa.gov](http://www.ssa.gov). You may also get this form by calling 1-800-772-1213. Use Form W-7, Application for IRS Individual Taxpayer Identification Number, to apply for an ITIN, or Form SS-4, Application for Employer Identification Number, to apply for an EIN. You can apply for an EIN online by accessing the IRS website at [www.irs.gov/businesses](http://www.irs.gov/businesses) and clicking on Employer Identification Number (EIN) under Starting a Business. You can get Forms W-7 and SS-4 from the IRS by visiting [IRS.gov](http://IRS.gov) or by calling 1-800-TAX-FORM (1-800-829-3676).

If you are asked to complete Form W-9 but do not have a TIN, write "Applied For" in the space for the TIN, sign and date the form, and give it to the requester. For interest and dividend payments, and certain payments made with respect to readily tradable instruments, generally you will have 60 days to get a TIN and give it to the requester before you are subject to backup withholding on payments. The 60-day rule does not apply to other types of payments. You will be subject to backup withholding on all such payments until you provide your TIN to the requester.

**Note.** Entering "Applied For" means that you have already applied for a TIN or that you intend to apply for one soon.

**Caution:** A disregarded domestic entity that has a foreign owner must use the appropriate Form W-8.

## Part II. Certification

To establish to the withholding agent that you are a U.S. person, or resident alien, sign Form W-9. You may be requested to sign by the withholding agent even if item 1, below, and items 4 and 5 on page 4 indicate otherwise.

For a joint account, only the person whose TIN is shown in Part I should sign (when required). In the case of a disregarded entity, the person identified on the "Name" line must sign. Exempt payees, see *Exempt Payee* on page 3.

**Signature requirements.** Complete the certification as indicated in items 1 through 3, below, and items 4 and 5 on page 4.

**1. Interest, dividend, and barter exchange accounts opened before 1984 and broker accounts considered active during 1983.** You must give your correct TIN, but you do not have to sign the certification.

**2. Interest, dividend, broker, and barter exchange accounts opened after 1983 and broker accounts considered inactive during 1983.** You must sign the certification or backup withholding will apply. If you are subject to backup withholding and you are merely providing your correct TIN to the requester, you must cross out item 2 in the certification before signing the form.

**3. Real estate transactions.** You must sign the certification. You may cross out item 2 of the certification.

**4. Other payments.** You must give your correct TIN, but you do not have to sign the certification unless you have been notified that you have previously given an incorrect TIN. "Other payments" include payments made in the course of the requester's trade or business for rents, royalties, goods (other than bills for merchandise), medical and health care services (including payments to corporations), payments to a nonemployee for services, payments to certain fishing boat crew members and fishermen, and gross proceeds paid to attorneys (including payments to corporations).

**5. Mortgage interest paid by you, acquisition or abandonment of secured property, cancellation of debt, qualified tuition program payments (under section 529), IRA, Coverdell ESA, Archer MSA or HSA contributions or distributions, and pension distributions.** You must give your correct TIN, but you do not have to sign the certification.

### What Name and Number To Give the Requester

For this type of account:	Give name and SSN of:
1. Individual	The individual
2. Two or more individuals (joint account)	The actual owner of the account or, if combined funds, the first individual on the account <sup>1</sup>
3. Custodian account of a minor (Uniform Gift to Minors Act)	The minor <sup>2</sup>
4. a. The usual revocable savings trust (grantor is also trustee) b. So-called trust account that is not a legal or valid trust under state law	The grantor-trustee <sup>1</sup> The actual owner <sup>1</sup>
5. Sole proprietorship or disregarded entity owned by an individual	The owner <sup>3</sup>
6. Grantor trust filing under Optional Form 1099 Filing Method 1 (see Regulation section 1.671-4(b)(2)(i)(A))	The grantor*
For this type of account:	Give name and EIN of:
7. Disregarded entity not owned by an individual	The owner
8. A valid trust, estate, or pension trust	Legal entity <sup>4</sup>
9. Corporation or LLC electing corporate status on Form 8832 or Form 2553	The corporation
10. Association, club, religious, charitable, educational, or other tax-exempt organization	The organization
11. Partnership or multi-member LLC	The partnership
12. A broker or registered nominee	The broker or nominee
13. Account with the Department of Agriculture in the name of a public entity (such as a state or local government, school district, or prison) that receives agricultural program payments	The public entity
14. Grantor trust filing under the Form 1041 Filing Method or the Optional Form 1099 Filing Method 2 (see Regulation section 1.671-4(b)(2)(i)(B))	The trust

<sup>1</sup> List first and circle the name of the person whose number you furnish. If only one person on a joint account has an SSN, that person's number must be furnished.

<sup>2</sup> Circle the minor's name and furnish the minor's SSN.

<sup>3</sup> You must show your individual name and you may also enter your business or "DBA" name on the "Business name/disregarded entity" name line. You may use either your SSN or EIN (if you have one), but the IRS encourages you to use your SSN.

<sup>4</sup> List first and circle the name of the trust, estate, or pension trust. (Do not furnish the TIN of the personal representative or trustee unless the legal entity itself is not designated in the account title.) Also see *Special rules for partnerships* on page 1.

\*Note. Grantor also must provide a Form W-9 to trustee of trust.

**Note.** If no name is circled when more than one name is listed, the number will be considered to be that of the first name listed.

### Secure Your Tax Records from Identity Theft

Identity theft occurs when someone uses your personal information such as your name, social security number (SSN), or other identifying information, without your permission, to commit fraud or other crimes. An identity thief may use your SSN to get a job or may file a tax return using your SSN to receive a refund.

To reduce your risk:

- Protect your SSN,
- Ensure your employer is protecting your SSN, and
- Be careful when choosing a tax preparer.

If your tax records are affected by identity theft and you receive a notice from the IRS, respond right away to the name and phone number printed on the IRS notice or letter.

If your tax records are not currently affected by identity theft but you think you are at risk due to a lost or stolen purse or wallet, questionable credit card activity or credit report, contact the IRS Identity Theft Hotline at 1-800-908-4490 or submit Form 14039.

For more information, see Publication 4535, Identity Theft Prevention and Victim Assistance.

Victims of identity theft who are experiencing economic harm or a system problem, or are seeking help in resolving tax problems that have not been resolved through normal channels, may be eligible for Taxpayer Advocate Service (TAS) assistance. You can reach TAS by calling the TAS toll-free case intake line at 1-877-777-4778 or TTY/TDD 1-800-829-4059.

### Protect yourself from suspicious emails or phishing schemes.

Phishing is the creation and use of email and websites designed to mimic legitimate business emails and websites. The most common act is sending an email to a user falsely claiming to be an established legitimate enterprise in an attempt to scam the user into surrendering private information that will be used for identity theft.

The IRS does not initiate contacts with taxpayers via emails. Also, the IRS does not request personal detailed information through email or ask taxpayers for the PIN numbers, passwords, or similar secret access information for their credit card, bank, or other financial accounts.

If you receive an unsolicited email claiming to be from the IRS, forward this message to [phishing@irs.gov](mailto:phishing@irs.gov). You may also report misuse of the IRS name, logo, or other IRS property to the Treasury Inspector General for Tax Administration at 1-800-366-4484. You can forward suspicious emails to the Federal Trade Commission at: [spam@uce.gov](mailto:spam@uce.gov) or contact them at [www.ftc.gov/idtheft](http://www.ftc.gov/idtheft) or 1-877-IDTHEFT (1-877-438-4338).

Visit [IRS.gov](http://IRS.gov) to learn more about identity theft and how to reduce your risk.

### Privacy Act Notice

Section 6109 of the Internal Revenue Code requires you to provide your correct TIN to persons (including federal agencies) who are required to file information returns with the IRS to report interest, dividends, or certain other income paid to you; mortgage interest you paid; the acquisition or abandonment of secured property; the cancellation of debt; or contributions you made to an IRA, Archer MSA, or HSA. The person collecting this form uses the information on the form to file information returns with the IRS, reporting the above information. Routine uses of this information include giving it to the Department of Justice for civil and criminal litigation and to cities, states, the District of Columbia, and U.S. possessions for use in administering their laws. The information also may be disclosed to other countries under a treaty, to federal and state agencies to enforce civil and criminal laws, or to federal law enforcement and intelligence agencies to combat terrorism. You must provide your TIN whether or not you are required to file a tax return. Under section 3406, payers must generally withhold a percentage of taxable interest, dividend, and certain other payments to a payee who does not give a TIN to the payer. Certain penalties may also apply for providing false or fraudulent information.



*A complete copy of AIA Document A201, 1997 Edition, with Supplementary General Conditions incorporated, is available for review in the Peoria Park District's Planning, Design and Construction Office.*

## **SUPPLEMENTARY GENERAL CONDITIONS**

1. A. **"GENERAL CONDITIONS OF THE CONTRACT FOR CONSTRUCTION"**, AIA Document A201, 1997 Edition, published by the American Institute of Architects, including revisions adopted before the date of the Project Manual, is hereby made part of these Specifications with same force and effect as though set forth in full.
  - B. The following modifies, changes, deletes from or adds to the General Conditions of the Contract for Construction (AIA Document A201, Fourteenth Edition, 1997). Where any Article of the General Conditions is modified or any Paragraph, Subparagraph or Clause thereof is modified or deleted by these Supplementary Conditions, the unaltered provisions of that Article, Paragraph, Subparagraph or Clause shall remain in effect.
  - C. Parenthesis ( ) indicates the appropriate section and Subparagraph of the General Conditions which each paragraph of the Supplementary General Conditions modifies or refers to.
2. **INSERT THE FOLLOWING PHRASE TO PARAGRAPH (1.1.1) AFTER THE WORDS "The Contract Documents consist of the Agreement Between Owner and Contractor (hereinafter the Agreement)":**

“the Contractor's Bid, the Advertisement for Bids, the Instructions to Bidders, sample forms and addenda relating to these,”

**DELETE THE LAST SENTENCE OF PARAGRAPH (1.1.1).**

3. **ADD THE FOLLOWING SENTENCES TO END OF PARAGRAPH (1.2.1):**

The Contractor shall notify the Owner's Representative immediately if discrepancies are discovered. Full-size or large-scale details or drawings shall govern small-scale drawings that the former are intended to amplify. Dimensions from drawings shall not be determined by scale or rule. Where the Drawings and Specifications conflict with each other or with themselves, the Owner's Representative (in consultation with the Architect, if any) will decide which conflicting requirement governs. Should discrepancies or doubt occur, Contractor shall not proceed with the Work without clarification from the Owner. Contractor shall request clarification in a reasonable time to avoid delays and increases in the Contract Sum.

**ADD THE FOLLOWING PARAGRAPHS TO SECTION (1.2):**

**1.2.4** If any item or material shown on the Drawings is omitted from the Specifications, or vice-versa (except when the Drawings and Specifications clearly exclude such omitted item), and when such item or material is clearly required to complete the detail shown or specified, the Contractor shall furnish and install such item or material of the type and quality established by the balance of the detail shown and specified at no increase to the Contract Sum.

**1.2.5** Where a typical or representative detail is shown on the Drawings, this detail shall constitute the standard for workmanship and materials throughout those parts of the Work.

**1.2.6** Any Summary of Work as outlined in the Specifications shall not be deemed to limit the work required by the Contract Documents. The Contractor and each Subcontractor shall be responsible for carefully examining all Drawings, including all details, plans, elevations, sections, schedules and diagrams for each particular type of work, and for coordinating the Work described in the Drawings, with the related Specifications. The Contractor shall also be responsible for determining the exact scope of work for each type of work per the Contract Documents and Contractor shall endeavor to check cross-references of work excluded from any division. The Contract Sum is deemed to be based on a complete installation. When additional details or instructions are clearly required to complete the work, the Contractor is deemed to have made an allowance in the Contract Sum for completion of such Work consistent with the local standard of care.

**1.2.7** The Drawings are intended to show the arrangement, design and extent of the Work and are schematic in nature. They are not to be scaled for roughing-in measurements or used as shop drawings.

**4. ADD THE FOLLOWING PARAGRAPH TO SECTION (1.5):**

**1.5.3** Neither any oral representation by or oral agreement with any officer, agent, or employee of Owner or Architect before execution of this Contract shall affect or modify any of the Contractor's rights or obligations hereunder. Contractor is not aware of any facts that make misleading or inaccurate in any material respect any information Owner or Architect has furnished to Contractor which would have a material adverse affect on the Contract Time or Contract Sum which Contractor has not advised Owner or Architect of, and if, during the course of the performance of the Work, Contractor learns of any such facts it will so advise Owner. Contractor shall not be entitled to any adjustments in the Contract Time or the Contract Sum as a consequence of Contractor's breach of the terms of this Subparagraph.

**5. IN PARAGRAPH (1.6.1) DELETE THE WORD "Architect" IN THE FOURTH SENTENCE AND REPLACE IT WITH THE WORD "Owner".**

**DELETE SENTENCES #7, #8, #9 STARTING WITH "The Contractor, Subcontractors, Sub-subcontractors and material or equipment suppliers are ...."**

**6. DELETE PARAGRAPH (2.2.3) IN ITS ENTIRETY.**

**7. ADD THE FOLLOWING SENTENCE AT THE END OF PARAGRAPH (2.3.1):**

"The Owner shall not be liable for any extra cost incurred by the Contractor by such an order."

**8. IN PARAGRAPH (2.4.1) DELETE THE SECOND TO LAST SENTENCE.**

**9. IN PARAGRAPH (3.2.1, 3.2.2 AND 3.2.3) AFTER THE WORD "Architect" ADD THE WORDS "and Owner".**

**10. ADD THE FOLLOWING PARAGRAPHS TO SECTION (3.2):**

**3.2.4** Before starting any work, the Contractor shall examine work performed by others to which his work adjoins or is applied to and report to the Owner's Representative any conditions that will prevent the satisfactory accomplishment of his work. Failure to notify the Owner's Representative of deficiencies or faults in preceding work prior to commencing work shall constitute acceptance thereof and waiver of any claim of its unsuitability.

**11. ADD THE FOLLOWING PARAGRAPHS TO SECTION (3.4):**

**3.4.4** Before ordering any material or doing any Work, the Contractor shall verify all measurements at the Project site and he shall be responsible for the correctness of same. No extra charge or compensation will be allowed to the Contractor on account of any difference between actual dimensions and the measurements shown on the Project Drawings.

**3.4.5** The Contractor shall carefully inspect all materials delivered on and to the Project site and reject defective materials without waiting for the Owner's Representative or other representative of Owner to observe the materials.

**12. ADD THE FOLLOWING PARAGRAPHS TO SECTION (3.5):**

**3.5.2** The Contractor agrees to assign to the Owner any and all manufacturer's warranties relating to materials and equipment furnished as part of the Work and further agrees to perform the Work in such manner so as to preserve any and all such manufacturer's warranties subject to installation directives and other terms of the Contract Documents. The Contractor agrees to deliver to the Owner, upon final payment, such assignments along with or as part of a reference manual, in form and detail reasonably acceptable to Owner, showing all such warranties and guarantees provided by the Contractor and Subcontractors. Such warranties and guarantees shall commence no sooner than the date of purchase from the supplier.

**3.5.3** The warranty of Contractor provided in Paragraph 3.5 shall in no way limit or abridge the warranties of the suppliers of equipment and systems which are to comprise a portion of the Work, if they are broader, and all of such warranties shall be in form and substance as required by the Contract Documents. Contractor shall take no action or fail to act in any way which results in the termination or expiration of such third party warranties or which otherwise results in prejudice to the rights of the Owner under such warranties subject to installation directives and other terms of the Contract Documents. Contractor agrees to provide all notices required for the effectiveness of such warranties and shall include provisions in the contracts with the providers and manufacturers of such systems and equipment whereby Owner shall have a direct right of enforcement of such warranty obligations.

**13. IN PARAGRAPH (3.6.1), DELETE THE WORD "Sales".**

**ADD THE FOLLOWING AT THE END OF PARAGRAPH (3.6.1):**

The Peoria Park District is exempt from Federal, State and Local taxes. A certificate of exemption will be furnished upon request.

**14. IN PARAGRAPH (3.10.2) BEFORE THE WORD "Architect's" ADD THE WORDS "Owner's and".**

**IN PARAGRAPH (3.10.2) AFTER THE WORD "Architect" ADD THE WORDS "and Owner's Representative".**

**ADD THE FOLLOWING PARAGRAPHS TO SECTION (3.10):**

**3.10.4** The construction schedule shall provide for the most expeditious and practicable execution of the Work. The Contractor shall also work closely with the Owner to confirm that the construction schedule accurately reflects the status of the Project. The Contractor's construction schedule shall be updated every month by the Contractor and submitted to the Owner.

- .1** Whenever it becomes apparent from the updated construction schedule that any substantial completion previously established by the construction schedule cannot be met, the Contractor shall, at the Owner's request, take any or all of the following actions with no increase to the Contract Sum or Contract Time (unless the delay is caused by an event set forth in paragraph 8.3 of these General Conditions thereby permitting adjustment of the Contract Sum and/or Contract Time under Paragraph 4.3.5 of these General Conditions):

- .1.1** Increase construction manpower to substantially return the Project to schedule;
- .1.2** Increase the number of working hours per shift, shifts per day or the amount of construction equipment or any combination of the foregoing which will substantially return the Project to schedule;
- .1.3** Reschedule activities to concurrently accomplish activities, to the maximum degree practicable, in the time required by the Contract Documents.

If the Contractor fails to take any of these actions Owner shall have the notice and other rights set forth in Paragraph 2.4.

**15. IN PARAGRAPH (4.1.1) DELETE THE FIRST SENTENCE AND SUBSTITUTE THE FOLLOWING:**

"The Architect, Owner's Representative, and Owner's Project Manager are defined in Paragraph C of "Section 01000 - General" of "Division 01000 - General Requirements".

**16. IN PARAGRAPH (4.2.1) DELETE THE WORDS "and will be an Owner's Representative".**

**17. IN PARAGRAPH (4.2.2) DELETE THE WORDS "as a representative of the Owner".**

**18. IN PARAGRAPH (4.2.4) IN THE FIRST SENTENCE SUBSTITUTE THE WORD "Architect" FOR THE WORD "Owner" AND SUBSTITUTE THE WORD "Owner" FOR THE WORD "Architect".**

**19. IN PARAGRAPH (4.2.5) DELETE THE WORD "Architect's" AND "Architect" AND SUBSTITUTE THE WORDS "Owner Representative's" AND "Owner Representative".**

**20. IN PARAGRAPH (4.2.6) IN THE SECOND SENTENCE AFTER THE WORDS "will have authority" INSERT THE WORDS "upon written authorization from the Owner".**

**21. IN PARAGRAPH (4.2.8) DELETE THE WORD "prepare" AND SUBSTITUTE THE WORDS "assist the Owner's Representative in preparing".**

**22. IN PARAGRAPH (4.2.9) DELETE THE WORD "Architect" AND SUBSTITUTE WORDS "Owner's Representative, assisted by the Architect".**

**23. IN PARAGRAPH (4.2.11) IN THE FIRST SENTENCE DELETE THE WORDS "and decide".**

**24. IN PARAGRAPH (4.2.12) IN THE FIRST SENTENCE DELETE THE WORD "and decisions".**

**IN PARAGRAPH (4.2.12) IN THE SECOND SENTENCE DELETE THE WORDS "and initial decisions" AND "or decisions".**

**25. ADD PARAGRAPH TO SECTION (4.2):**

**4.2.14** Notwithstanding any other provision of this Agreement to the contrary, the Architect shall have no authority to order or approve any material deviation from the Contract Documents, whether or not such deviation affects the Contract Sum or other Substantial Completion Date (as defined herein). In the event any such deviation is sought, prior written approval from the Owner's Representative and the Owner must be obtained. The Architect may decide quality issues and may approve non-material deviations from the Contract Documents.

- 26. IN PARAGRAPH (4.3.4) IN THE FOURTH SENTENCE DELETE THE WORD "decision" AND SUBSTITUTE THE WORD "recommendation".**

**IN PARAGRAPH (4.3.4) IN THE LAST SENTENCE DELETE THE WORD "determination" AND SUBSTITUTE THE WORD "recommendation".**

- 27. DELETE PARAGRAPH (4.3.10) IN ITS ENTIRETY.**

- 28. DELETE PARAGRAPH (4.4.1) AND SUBSTITUTE THE FOLLOWING:**

"Claims, disputes and other matters in question between the Contractor and the Owner relating to the execution or progress of the Work or the interpretation of the Contract Documents shall be initially referred in writing to the Architect for a recommendation."

- 29. IN PARAGRAPH (4.4.2) AFTER "(2)" ADD THE WORD "recommend" AND CHANGE THE WORD "reject" TO "rejecting".**

**IN PARAGRAPH (4.4.2) AFTER "(3)" ADD THE WORD "recommend" AND CHANGE THE WORD "approve" TO "approving".**

**IN PARAGRAPH (4.4.2) AT THE END OF THE SENTENCE DELETE THE WORD "resolve" AND ADD THE WORDS "make recommendation on".**

- 30. IN PARAGRAPH (4.4.3) DELETE THE WORD "decision" AND SUBSTITUTE THE WORD "recommendation".**

- 31. IN PARAGRAPH (4.4.4) IN THE LAST SENTENCE DELETE THE WORDS "either reject or approve the Claim" AND SUBSTITUTE THE WORDS "provide a recommendation regarding the Claim in accordance with Paragraph 4.2.2".**

**IN PARAGRAPH (4.4.4) AT THE END OF THE LAST SENTENCE DELETE THE WORDS "in whole or in part."**

- 32. DELETE PARAGRAPHS (4.4.5) AND (4.4.6) IN THEIR ENTIRETY.**

- 33. IN PARAGRAPH (4.4.8) DELETE THE WORD "resolution" AND SUBSTITUTE THE WORDS "final recommendation".**

**IN PARAGRAPH (4.4.8) AFTER THE WORD "Architect," ADD THE WORD "or".**

**IN PARAGRAPH (4.4.8) AT THE END OF THE SENTENCE DELETE THE WORDS "or by arbitration".**

- 34. IN PARAGRAPH (4.5.1) DELETE THE WORD "decision" AND SUBSTITUTE THE WORD "recommendation".**

**IN PARAGRAPH (4.5.1) DELETE THE WORDS "arbitration or".**

35. **IN PARAGRAPH (4.5.2) IN THE SECOND SENTENCE DELETE THE WORDS “a demand for arbitration” AND SUBSTITUTE THE WORDS “legal or equitable proceedings”.**

**IN PARAGRAPH (4.5.2) AFTER THE WORDS “proceed in advance of “ DELETE THE WORDS “arbitration or”.**

36. **IN PARAGRAPH (4.5.3) DELETE THE FIRST SENTENCE.**

37. **DELETE SECTION (4.6) IN ITS ENTIRETY.**

38. **IN PARAGRAPH (5.2.1) DELETE THE FIRST SENTENCE AND SUBSTITUTE:**

“The subcontractors/suppliers listed by the Contractor on the Major Subcontractor/Supplier List (submitted with the Bid) shall not be changed without the written consent of the Owner.”

**IN PARAGRAPH (5.2.1) IN THE SECOND SENTENCE DELETE THE WORDS “Architect will” AND SUBSTITUTE THE WORDS “Owner’s Representative will”.**

**IN PARAGRAPH (5.2.1) IN THE SECOND SENTENCE AFTER THE WORDS “promptly reply to” ADD THE WORDS “any request made by”.**

**IN PARAGRAPH (5.2.1) IN THE SECOND SENTENCE AFTER THE WORDS “any such proposed” ADD THE WORDS “change in”.**

**IN PARAGRAPH (5.2.1) IN THE LAST SENTENCE DELETE THE WORDS “Owner or Architect” AND SUBSTITUTE THE WORDS “Owner’s Representative”.**

**IN PARAGRAPH (5.2.1) IN THE LAST SENTENCE DELETE THE WORD “promptly” AND ADD THE WORDS “within 10 calendar days (of receipt of written request for such change from the Contractor)”.**

39. **IN PARAGRAPH (6.2.2) BEFORE THE WORD “Architect” ADD THE WORDS “Owner and”.**

40. **IN PARAGRAPH (6.3.1) DELETE THE WORD “Architect” AND SUBSTITUTE THE WORD “Owner”.**

41. **IN PARAGRAPH (7.2.1) DELETE THE WORDS “the Architect” AND SUBSTITUTE THE WORDS “the Owner’s Representative”.**

**ADD THE FOLLOWING PARAGRAPHS TO SECTION (7.2):**

**7.2.3** A Change Order shall include all of the Contractor’s costs associated therewith.

**7.2.4** The Contractor shall not accept any request for a Change Order from any person other than the Owner and may not perform any work asserted to constitute a change in the Work until the Owner has approved the Change Order in writing, unless the Owner authorizes the Contractor, in writing, to proceed with a change prior to the Owner's final approval. Notwithstanding anything to the contrary herein, the Contractor shall not charge for overtime services in the performance of any Change Order Work, unless the Owner has specifically authorized overtime in writing. Owner may competitively bid changes in the Work and Contractor, Subcontractor and suppliers shall provide Owner with all documents Owner requests to facilitate such competitive bidding of changes in the Work.

**7.2.5** There shall be no change in the Work, whether an alteration or addition to the Contract Sum or to any amounts due under the Contract Documents or to a change in the Contract Time, unless and until such alteration or addition has been authorized by a written Change Order executed and issued in accordance and compliance with the requirements with this Article 7 or by written authorization to proceed with such change in the Work signed by the Owner or as otherwise provided pursuant to the Contract Documents. The requirements set forth in this Paragraph 7.2.5 are of the essence. No claim that the Owner has been unjustly enriched by any alteration or addition to the Work, whether or not any such unjust enrichment to the Work or to the Owner in fact exists, shall form the basis of any claim for an increase in any amount due under the Contract Documents or a change in the Contract Time, and the terms of a fully-executed Change Order shall be conclusive.

- 42. IN PARAGRAPH (7.3.1) DELETE THE WORDS "the Architect" AND SUBSTITUTE THE WORDS "the Owner's Representative".**
- 43. IN PARAGRAPH (7.3.4) DELETE THE WORDS "the Architect" AND SUBSTITUTE THE WORDS "the Owner's Representative".**
- 44. IN PARAGRAPH (7.3.6) IN THE FIRST SENTENCE DELETE THE WORD "determined" AND SUBSTITUTE THE WORD "recommended".**
- 45. IN PARAGRAPH (7.3.7) IN THE FIRST SENTENCE AFTER THE WORD "Architect" ADD THE WORDS "and the Owner's Representative".**
- 46. IN PARAGRAPH (7.3.8) DELETE THE WORDS "the Architect" AND SUBSTITUTE THE WORDS "the Owner's Representative".**
- 47. IN PARAGRAPH (7.3.9) DELETE THE WORD "determination" AND SUBSTITUTE THE WORD "recommendation".**
- 48. IN PARAGRAPH (8.1.3) DELETE THE WORD "Architect" AND SUBSTITUTE THE WORDS "Owner's Representative".**
- 49. ADD THE FOLLOWING PARAGRAPHS TO SECTION (8.2) .**

**8.2.4** All work shall be "Substantially Complete" as required by the **Instructions to Bidders** and the **Agreement Between Owner and Contractor**.

**8.2.5** It is further agreed that said completion schedule is reasonable, and the Contractor shall prosecute said work regularly, diligently and continuously at such rate of progress as will insure full completion thereof within the time specified.

**8.2.6** Provided, however, the following exceptions:

ADVENTURE GROVE SITE DEVELOPMENT – GLEN OAK PARK - Project Manual

- .1 Any preference, priority or allocation order duly issued by the United States Government.
- .2 Any unforeseeable cause beyond the control and without the fault or negligence of the Contractor, including acts of God, or of a public enemy, acts of the Owner, acts of another Contractor in performance of a separate contract with the Owner, fire, floods, epidemics, quarantine restrictions, strikes, freight embargoes and unusually severe weather. The criteria on which the unusually severe weather shall be based is the average precipitation/temperatures received in the project area, as recorded over a period of the last five (5) years at the local area United States Weather Station. Any extension of time due to unusually severe weather must be requested by the Contractor on the basis of documented records of the actual precipitation/temperatures during the contract time period, compared with the normal/average for the area. Also, the criteria shall include the number of excessive precipitation or extreme cold days (i.e., days in which the temperature would adversely affect the type of work being constructed) over the same period and whether or not the Contractor's force worked on said days or stage of construction was affected.
- .3 Any delays of subcontractors occasioned by any of the causes specified in this paragraph.

**8.2.7** Provided further that the Contractor shall, within seven (7) days from the beginning of any such delay during the performance of the Contract, notify the Owner's Representative in writing of the alleged cause of such delay.

**50. IN PARAGRAPH (8.3.1) DELETE THE WORDS “and arbitration”.**

**IN PARAGRAPH (8.3.1) DELETE THE WORD “determine” AND SUBSTITUTE THE WORD “recommend”.**

**51. DELETE PARAGRAPH (9.2.1) AND SUBSTITUTE THE FOLLOWING:**

“Before the first Application for Payment, the Contractor shall submit to the Owner’s Representative a schedule of values allocated to various portions of the Work, prepared in such form and supported by such data to substantiate its accuracy as the Architect and Owner’s Representative may require. This schedule, unless objected to by the Architect and Owner’s Representative, shall be used as a basis for reviewing the Contractor’s Applications for Payment.”

**52. IN THE FIRST SENTENCE OF (9.3.1), CHANGE "ten" TO "forty five”.**

**IN PARAGRAPH (9.3.1) IN THE FIRST SENTENCE DELETE THE WORD “Architect” AND SUBSTITUTE THE WORDS “Owner’s Representative”.**

**ADD THE FOLLOWING TO THE END OF PARAGRAPH (9.3.1):**

Payment requests shall consist of AIA Documents #702 "Application and Certificate for Payment"; AIA #703 "Continuation Sheet"; Contractors Affidavit of Payment to Subcontractors and Suppliers; Weekly Workforce Reports; Certified Payroll Form; and Waivers of Lien. (Waivers of Lien are required from the general contractor in the full amount of the current payment application, and from all subcontractors, suppliers, or workers who provide more than \$10,000 of project material/labor of the Work. The waiver shall be in the amount(s) listed in the Contractor's Affidavit.) For final payment, the general contractor shall also provide a Waiver of Lien in the full amount of the contract price.

**The Waiver of Lien and Contractor Affidavit forms used shall be the Peoria Park District's standard form(s): 1) "Final Waiver of Lien" (for general contractors), 2) "Waiver of Lien - General**



Contractor's Partial To Cover Only Certain Payments", 3) "Sub-Contractor's Final Waiver of Lien", 4) "Waiver of Lien - Sub-Contractor's Partial To Cover Only Certain Payments, and 5) "Contractor's Affidavit". (These forms are included in the Project Manual, and are the required Waiver of Lien forms for the project.)

(If the Contractor is unable to provide the required sub-contractor waiver at the time the application for payment is submitted (preferred method) alternatively, it may be provided at the time that payment is delivered by the District. If the sub-contractor waiver(s) still cannot be provided at that time, the District will provide "two-party" checks in which the Contractor and the sub-contractor are named jointly as payees.)

Format of AIA #703 shall follow that of "Schedule of Values". (See Division 01000 Article IV.) All payment requests shall reflect retainage in the amount of 10% of completed work.

**53. IN PARAGRAPH (9.3.1.1) DELETE THE WORDS “or by interim determination of the Architect, but not yet included in Change Orders”.**

**54. ADD THE FOLLOWING SUB-PARAGRAPHS TO PARAGRAPH (9.3.1):**

**9.3.1.3** Upon Substantial Completion, the Owner will pay 95% percent of the amount due to the Contractor on account.

**9.3.1.4** Monthly progress payments will be made by the Owner on projects lasting more than sixty days (from award of the bid to the Substantial Completion date given in the Supplementary Instructions to Bidders).

**55. ADD THE FOLLOWING SUB-PARAGRAPHS TO PARAGRAPH (9.3.2):**

**9.3.2.1** Material stored on site will be considered for payment only when a Schedule of Stored Materials with appropriate values accompany the payment request as an attachment.

**9.3.2.2** All material and work covered by partial payments made shall thereupon become the sole property of the Owner, but this provision shall not be construed as relieving the Contractor from the sole responsibility for the care and protection of material and work upon which payments have been made or the restoration of any damaged work, or as a waiver of the contract.

**56. IN PARAGRAPH (9.4.1) DELETE THE WORDS “Architect” AND “Architect’s” AND SUBSTITUTE THE WORDS “Owner’s Representative” AND “Owner’s Representative’s”.**

**IN PARAGRAPH (9.4.1) DELETE THE PHRASE "with a copy to the Contractor".**

**57. IN THE FIRST SENTENCE OF PARAGRAPH (9.4.2) DELETE THE WORD “Architect”.**

**IN THE FIRST SENTENCE OF PARAGRAPH (9.4.2) AFTER THE WORDS “Architect’s” ADD THE WORDS “and Owner’s Representative’s”.**

**IN THE FOURTH SENTENCE OF PARAGRAPH (9.4.2) DELETE THE WORDS “Architect has” AND SUBSTITUTE THE WORDS “Owner’s Representative and Architect have”.**

**58. IN PARAGRAPH (9.5.1) DELETE THE WORDS “Architect” AND “Architect’s” AND SUBSTITUTE THE WORDS “Owner’s Representative AND “Owner’s Representative’s”.**

- 59. IN PARAGRAPHS (9.6.1, 9.6.3, AND 9.6.4) DELETE THE WORDS “Architect” AND SUBSTITUTE THE WORDS “Owner’s Representative”.**
- 60. IN PARAGRAPH (9.7.1) DELETE THE WORD “Architect” AND SUBSTITUTE THE WORDS “Owner’s Representative”.**
- IN PARAGRAPH (9.7.1) DELETE THE WORDS “or awarded by arbitration”.**
- 61. IN PARAGRAPH (9.8.2) DELETE THE WORD “Architect” AND SUBSTITUTE THE WORDS “Owner’s Representative”.**
- 62. IN THE FIRST SENTENCE OF PARAGRAPH (9.8.3) DELETE THE WORD “Architect” AND SUBSTITUTE THE WORDS “Owner’s Representative assisted by the Architect”.**
- IN THE SECOND AND THIRD SENTENCES OF PARAGRAPH (9.8.3) DELETE THE WORDS “Architect’s” and “Architect” AND SUBSTITUTE THE WORDS “Owner’s Representative’s” and “Owner’s Representative”.**
- 63. IN PARAGRAPH (9.8.4) DELETE THE WORD “Architect” AND SUBSTITUTE THE WORDS “Owner’s Representative”.**
- 64. IN PARAGRAPH (9.9.1) DELETE THE WORD “Architect” AND SUBSTITUTE THE WORDS “Owner’s Representative”.**
- 65. IN PARAGRAPH (9.10.1) IN THE FIRST SENTENCE AFTER THE FIRST TWO APPEARANCES OF THE WORD ‘Architect’ ADD THE WORDS “and Owner’s Representative”.**
- IN PARAGRAPH (9.10.1) DELETE THE THIRD AND FOURTH APPEARANCES OF THE WORD “Architect” and “Architect’s” AND SUBSTITUTE THE WORDS “Owner’s Representative” and “Owner’s Representative’s”.**
- IN PARAGRAPH (9.10.1) AFTER THE FIFTH APPEARANCE OF THE WORD “Architect’s” ADD THE WORDS “and Owner’s Representative’s”.**
- IN THE LAST SENTENCE OF PARAGRAPH (9.10.1) DELETE THE WORD “Architect’s” AND SUBSTITUTE THE WORDS “Owner’s Representative’s”.**
- 66. IN PARAGRAPH (9.10.2) DELETE THE WORD “Architect” AND SUBSTITUTE THE WORD “Owner’s Representative”.**
- 67. ADD THE FOLLOWING SUB-PARAGRAPH TO PARAGRAPH (9.10.2):**
- 9.10.2.1** When all items including items noted within Division 1000 General Requirements are found to be complete and in conformance with the Contract Documents, a final payment will be issued.
- 68. IN PARAGRAPH (9.10.3) DELETE THE WORD “Architect” AND SUBSTITUTE THE WORDS “Owner’s Representative”.**
- 69. IN PARAGRAPH (11.1.1) IN THE FIRST SENTENCE AFTER THE PHRASE “as will protect the Contractor” ADD THE WORDS “Architect and Owner”.**

- 70. IN PARAGRAPH (11.1.2), IN THE FIRST SENTENCE DELETE THE WORDS “limits of liability specified in the Contract Documents” AND SUBSTITUTE THE WORDS “limits required in ‘Attachment A – Project Specific Insurance Requirements’ (which is included as the last section of the Project Manual and the requirements therein shall be made part of the Contract Documents),”.**

**IN PARAGRAPH (11.1.2) AFTER THE FIRST SENTENCE ADD:**

“In addition, if any of the work occurs within fifty feet of an active railroad line and the Contractor’s general liability coverages provide for exclusions of coverage when working on or near a railroad, the Contractor shall provide a separate Railroad Protective Liability Insurance Policy naming the railroad as the insured party, with the coverage limits required by that railroad.”

- 71. IN PARAGRAPH (11.1.3), AFTER THE WORDS “Certificates of insurance” ADD THE WORDS “and endorsements to the insurance policy(s) which are”.**

**IN PARAGRAPH (11.1.3) AFTER THE WORDS “acceptable to the Owner” ADD THE WORDS “and naming the Owner, their agents and consultants as additional insured”.**

**ADD THE FOLLOWING SUB-PARAGRAPHS TO PARAGRAPH (11.1)**

**11.1.4** The Contractor may, at his option, furnish Owner’s Protective Liability Insurance in lieu of naming the Owner Additional Insured on the Contractor’s policy, as required above. This insurance shall protect the Owner from claims as set forth in Paragraph 11.1.1 of the General Conditions, and to the limits required herein, as shown in “Attachment A”.

**11.1.5** The Contractor shall furnish two copies of each of the required Certificates or Endorsements for each copy of the Agreement which shall specifically set forth evidence of all coverage required by the Contract Documents. The form of the Certificate(s) or Endorsement(s) shall be those as required in “Attachment A”. The Contractor shall also furnish to the Owner copies of any endorsements which limit coverage, or are subsequently issued amending coverage or limits of coverage.

- 72. DELETE PARAGRAPHS (11.3.1, 11.3.2, AND 11.3.3) IN THEIR ENTIRETY.**

- 73. DELETE PARAGRAPH (11.4.1) AND SUBSTITUTE:**

“If the work of the project is being completed by one general or prime contractor rather than multiple prime contractors, the Contractor shall purchase and maintain property insurance upon the entire Work at the site to the full replacement value thereof. Such insurance shall be in a company or companies against which the Owner has no reasonable objection. This insurance shall include the interests of the Owner, the Contractor, Subcontractors and Sub-subcontractors in the Work.

- 74. AT THE END OF PARAGRAPH (11.4.1.1) ADD THE FOLLOWING SENTENCE: “The form of policy for this coverage shall be “Completed Value”.**

- 75. DELETE PARAGRAPH (11.4.1.2) IN ITS ENTIRETY.**

**76. DELETE PARAGRAPH (11.4.1.3) IN ITS ENTIRETY AND SUBSTITUTE:**

“If by the terms of this insurance any mandatory deductibles are required, or if the Contractor should elect, with the concurrence of the Owner, to increase the mandatory deductible amounts or purchase this insurance with voluntary deductible amounts, the Contractor shall be responsible for payment of the amount of all deductibles in the event of a paid claim. If separate contractors are added as insureds to be covered by this policy, the separate contractors shall be responsible for payment of appropriate part of any deductibles in the event claims are paid on their part of the Project.”

**77. DELETE PARAGRAPHS (11.4.3, 11.4.4, AND 11.4.5) IN THEIR ENTIRETY.**

**78. DELETE PARAGRAPH (11.4.6) AND SUBSTITUTE:**

“The Contractor shall file two certified copies of all policies with the Owner before exposure to loss can occur. If the Owner is damaged by the failure of the Contractor to maintain such insurance and to so notify the Owner, then the Contractor shall bear all reasonable costs properly attributable thereto.

**79. DELETE PARAGRAPHS (11.4.7, 11.4.8, 11.4.9, AND 11.4.10) IN THEIR ENTIRETY.**

**80. DELETE PARAGRAPH (11.5.1) AND SUBSTITUTE:**

“The Contractor shall furnish a Performance Bond and a separate Labor and Material Payment Bond, each for one hundred percent (100%) of the Contract Sum. Form of these bonds shall be as provided by the Owner in the Project Manual and no other form will be accepted. The Surety shall be authorized to do business in the State of Illinois and be acceptable to the Owner.

**81. IN PARAGRAPH (12.1.1) DELETE THE WORD “Architect’s” AND SUBSTITUTE WORDS “Owner’s Representative’s and Architect’s”. DELETE THE WORD “Architect” AND SUBSTITUTE THE WORDS “Owner’s Representative”.**

**82. IN PARAGRAPH (12.1.2) AFTER THE WORD “Architect” ADD THE WORDS “and Owner’s Representative”.**

**83. IN PARAGRAPH (12.2.1.1) AFTER THE WORD “Architect” ADD THE WORDS “and Owner’s Representative”.**

**84. IN PARAGRAPH (13.5.4) AFTER THE WORD “Architect” ADD THE WORDS “and Owner’s Representative”.**

**85. IN PARAGRAPH (14.1.1.3) DELETE THE WORD “Architect” AND SUBSTITUTE THE WORDS “Owner’s Representative”.**

**86. IN PARAGRAPH (14.2.2) DELETE THE PHRASE “, upon certification by the Architect that sufficient cause exists to justify such action,”.**

**87. IN PARAGRAPH (14.2.4) DELETE THE WORD “Architect” AND SUBSTITUTE THE WORDS “Owner’s Representative”.**

**88. DELETE PARAGRAPH (14.4.3) IN ITS ENTIRETY AND SUBSTITUTE:**

In case of such termination for the Owner's convenience, the Contractor shall be entitled to receive payment for Work executed, and costs incurred by reason of such termination. In no event, however, will such amounts exceed the Contract Sum reduced by the amount of prior payments except for increases pursuant to the claims procedure in the Contract Documents. Subcontracts, subsubcontracts, and purchase orders will contain appropriate provisions for termination for convenience under this Paragraph 14.4.

**89. ADD THE FOLLOWING ARTICLE 15: LABOR, SAFETY AND WAGE STANDARDS TO THE GENERAL CONDITIONS OF THE CONTRACT:**

**ARTICLE 15  
LABOR, WAGE, SAFETY, AND OTHER STANDARDS**

**15.1 LABOR STANDARDS.** All employers shall comply with the Employment of Illinois Workers on Public Works Act [30 ILCS 570/1 to 570/7].

**15.2 WAGE STANDARDS.**

**15.2.1 PREVAILING WAGE ACT:** Wages and benefits to employees shall comply with all Federal and State of Illinois statutes pertaining to public works projects and specifically: Wages of Employees on Public Works [820 ILCS 130/1 - 12].

**15.2.2** Not less than the prevailing rate of wages as determined by the Park District or the Department of Labor shall be paid to all laborers, workers and mechanics performing work under this contract. All contractor's bonds shall include a provision as will guarantee the faithful performance of such prevailing wage clause as provided by this bid specification or contract.

**15.2.3** The terms "general prevailing rate of hourly wages", "general prevailing rate of wages" or "prevailing rate of wages" when used in this Act mean the hourly cash wages plus fringe benefits for training and apprenticeship programs approved by the U.S. Department of Labor, Bureau of Apprenticeship and Training, health and welfare, insurance, vacations and pensions paid generally, in the locality in which the work is being performed, to employees engaged in work of a similar character on public works.

**15.2.4 PREVAILING WAGE ACT/FOIA**  
Contractors and subcontractors shall submit certified payroll on a monthly basis to the Park District in compliance with requirements of 820 ILCS 130/5. These records will be kept by the Park District for three years and may be reviewed by others through the Freedom of Information Act (FOIA). The Park District will exclude employee's address, telephone number, and social security number from public inspection.

**15.3 SAFETY STANDARDS.**

**15.3.1 PROTECTION OF PERSONS AND PROPERTY:** The Contractor and his subcontractors shall, at all times, comply with applicable provisions of Federal, State and Local laws.

**15.3.1.1** The Contractor and his sub-contractors shall have written programs complying with Occupational Safety and Health Administration standards and/or Illinois Department of

Labor requirements including, but not limited to the following: hazardous communications, hearing conservation, respirator use, confined space entry, scaffolding,

ADVENTURE GROVE SITE DEVELOPMENT – GLEN OAK PARK - Project Manual

ladders, ventilation, flammable and combustible liquids, and lockout/tagout. The Contractor shall submit documentation of their programs at the request of the Owner's Representative, or Occupational Safety and Health Administration and/or Illinois Department of Labor officials.

#### **15.4 EQUAL EMPLOYMENT OPPORTUNITY/AFFIRMATIVE ACTION/SEXUAL HARASSMENT**

**15.4.1** During the performance of the contract, the contractor agrees to the following:

**15.4.1.1** That it will not discriminate against any employee or applicant for employment because of race, color, religion, sex, marital status, national origin or ancestry, age, physical or mental handicap unrelated to ability, or an unfavorable discharge from military service; and further that it will examine all job classifications to determine if minority persons or women are under-utilized and will take appropriate affirmative action to rectify any such under-utilization.

**15.4.1.2** That, if it hires additional employees in order to perform his contract or any portion thereof, it will determine the availability (in accordance with the Rules and Regulations of the Illinois Department of Human Rights) of minorities and women in the area(s) from which it may reasonably recruit and it will hire for each job classification for which employees are hired in such a way that minorities and women are not under-utilized.

**15.4.1.3** That, in all solicitations or advertisements for employees placed by it or on its behalf, it will state that all applicants will be afforded equal opportunity without discrimination because of race, color, religion, sex, marital status, national origin or ancestry, age, physical or mental handicap unrelated to ability or an unfavorable discharge from military service.

**15.4.1.4** That it will have a written sexual harassment policy to include at the minimum, the following:

**15.4.1.4.1** a definition of sexual harassment under the law;

**15.4.1.4.2** a description of sexual harassment utilizing examples;

**15.4.1.4.3** a formalized complaint procedure;

**15.4.1.4.4** a statement of victim's rights;

**15.4.1.4.5** directions on how to contact the Illinois Department of Human Rights. Out-of-state companies must provide directions for filing with the enforcement agency within their state. Companies that issue a standard policy for all business locations must prepare an addendum providing directions on how to contact the appropriate enforcement agency; and

**15.4.1.4.6** A recitation that there cannot be any retaliation against employees who elect to file charges.

**15.4.1.4.7** In addition, it is recommended that the employer post a copy of the sexual harassment policy in a prominent and accessible location and distribute it in a manner to assure notice to all employees on an annual basis.

**15.4.1.4.8** The Illinois Human Rights Act specifically provides that all documents may meet, but cannot exceed, the sixth grade literacy level. Therefore, the employers sexual harassment policy must be stated in plain language and in "laymen's terms".

**15.4.1.5** That it will send to each labor organization or representative of workers with which it has or is bound by a collective bargaining or other agreement or understanding, a notice advising such labor organization or representative of the contractor's obligations under the Illinois Human Rights Act and the Department's Rules and Regulations. If any such labor organization or representative fails or refuses to cooperate with the contractor in its efforts to comply with such Act and Rules and Regulations, the contractor will promptly so notify the Department and the contracting agency and will recruit employees from other sources when necessary to fulfill its obligations thereunder.

**15.4.1.6.** That it will submit reports as required by the Department's Rules and Regulations, furnish all relevant information as may from time to time be requested by the Department or the contracting agency, and in all respects comply with the Illinois Human Rights Act and the Department's Rules and Regulations.

**15.4.1.7.** That it will permit access to all relevant books, records, accounts and work sites by personnel of the contracting agency and the Department for purposes of investigation to ascertain compliance with the Illinois Human Rights Act and the Department's Rules and Regulations.

**15.4.1.8.** That it will include verbatim or by reference the provisions of this clause in every subcontract it awards under which any portion of the contract obligations are undertaken or assumed, so that such provisions will be binding upon such subcontractor. In the same manner as with other provisions of this contract, the contractor will be liable for compliance with applicable provisions of this clause by such subcontractors; and further it will promptly notify the contracting agency and the Department in the event any subcontractor fails or refuses to comply therewith. In addition, the contractor will not utilize any subcontractor declared by the Illinois Human Rights Commission to be ineligible for contracts or subcontracts with the State of Illinois or any of its political subdivisions or municipal corporations.

**15.4.2** In the event of the contractor's non-compliance with the provisions of the Illinois Human Rights Act, the contractor may be declared ineligible for future contracts or subcontracts with the State of Illinois or any of its political subdivisions or municipal corporation, and the contract may be cancelled or voided in whole or in part, and such other sanctions or penalties may be imposed or remedies invoked as provided by statute or regulations.

**END OF SUPPLEMENTARY GENERAL CONDITIONS**

## DIVISION 010000 GENERAL REQUIREMENTS

### SECTION 010000 - GENERAL

#### A. SUMMARY OF THE WORK

1. The Work covered under this Contract consists of that work described by the Invitation to Bid, the Instructions/Supplemental Instructions to Bidders, the Bid/Proposal Form, the General/Supplemental Conditions of the Contract, these General Requirements, the Plans, and the Technical Specifications.
2. The Contractor shall be responsible for all items incidental to the scope of the Work intended by the bidding documents as per A.1 above, including but not limited to, expenses incurred by the requirements of various Sections of Division 010000, unless specifically stated otherwise herein.
3. Changes to the Work as required by approved Change Orders shall be at the expense of the Owner, however, requests for additional payments made after the fact will not be considered.

#### B. OCCUPANCY BY OWNER.

1. The Owner reserves the right to occupy any portion of the project before it has been entirely completed, with the understanding that such occupancy shall in no way constitute acceptance of the work, in whole or in part, or of any work performed under the Contract, provided that such occupancy does not substantially interfere with completion of the work by the Contractor.

### SECTION 012300 – ALTERNATES

#### A. Alternates to the Bid are set forth in the Supplementary Instructions to Bidders and are listed in the Bid Form.

1. Accepted Alternates have been incorporated into the Agreement.

#### B. Bid Alternate pricing, as set forth in the Supplementary Instructions to Bidders and the Bid Form, shall be good for a minimum of 90 calendar days after the date of the Bid opening, and the Owner reserves the right to accept Alternates up to that time.

### SECTION 012600 - CHANGE ORDERS

#### A. OWNER'S REPRESENTATIVE'S FIELD ORDERS

1. From time to time during progress of the Work the Owner's Representative may issue an "Owner's Representative's Field Order" which interprets the Contract Documents or orders minor changes in the Work without change in Contract Sum or Contract Time.
2. Should the Contractor consider that a change in Contract Sum or Contract Time is required he shall submit an itemized proposal to the Owner's Representative **immediately and before proceeding with the Work**. If the proposal is found to be satisfactory and in proper order, the Field Order will be superseded by a Change Order.

#### B. PROPOSAL REQUESTS

1. From time to time during the progress of work the Owner's Representative may issue a "Proposal Request" for an itemized quotation for changes to the Work which may result in a change to the Contract Sum or Contract Time. This document **is not a Change Order** and is not a direction to proceed with the changes described therein.

#### C. CHANGE ORDERS

1. Change Orders are written documents describing changes in the Work, in the Contract Sum, in the Contract Time of Completion, or any combination thereof. Change Orders must be signed by both the Owner and the Architect/Owner's Representative prior to proceeding with the Work subject to the Change Order. **REQUESTS FOR "EXTRA'S" OR OTHER ADDITIONAL PAYMENTS OVER AND ABOVE THE CURRENT CONTRACT SUM WILL NOT BE CONSIDERED WITHOUT THE PRIOR, WRITTEN APPROVAL OF BOTH THE OWNER AND THE OWNER'S REPRESENTATIVE.**
  - a) INITIATION. Change Orders may be initiated by a "Field Order" or "Proposal Request" per paragraphs "A" and "B" above. In addition, either the Contractor or Owner (or Owner's Representative) may initiate a Change Order through:
    - 1) Discovery of a discrepancy in the Contract Documents,
    - 2) Discovery of concealed conditions or,
    - 3) Discovery, during the course of the Work, of methods of accomplishing the Work in a better or more economical manner.
  - b) PROCESSING CHANGE ORDERS.
    - 1) Change Orders will be dated and will be numbered in sequence.
    - 2) The Change Order will describe the change or changes, or will refer to the Proposal Requests or Field Orders involved.
    - 3) The Owner's Representative will issue three copies of each Change Order to the Contractor.
    - 4) The Contractor promptly shall sign all three copies and return them to the Owner's Representative.
    - 5) The Owner and Owner's Representative will retain two signed copies in their files, and will forward one signed copy to the Contractor.
    - 6) Should the Contractor disagree with the stipulated change in Contract Sum or change in Contract Time of Completion, or both:
      - i) The Contractor promptly shall return all three of the Change Orders, unsigned by him, to the Owner's Representative with a letter signed by the Contractor stating the reason or reasons for the Contractor's disagreement.
      - ii) The Contractor's disagreement with the Change Order shall not in any way relieve the Contractor of his responsibility to proceed with the change as ordered and to seek settlement of the dispute under pertinent provisions of the Contract Documents.

### SECTION 012900 – PAYMENT PROCEDURES



A. SCHEDULE OF VALUES

1. Prior to the start of construction, submit a proposed Schedule of Values to the Owner's Representative which shows a detailed breakdown of the agreed Contract Sum showing values allocated to each of the various parts of the Work, as specified herein and in other provisions of the Contract Documents.
  - a) The Schedule of Values is required to be compatible (in the same format) with the Application for Payment "Continuation Sheet", AIA G703.
2. If not requested to submit additional data or to modify the submitted Schedule of Values within ten (10) days of submittal, the initially submitted Schedule shall be deemed approved.

B. APPLICATIONS FOR PAYMENT

1. Progress payments will be made only if specifically called for in the Agreement. In all other cases, the Contractor may submit an Application for Payment (3 copies) upon Substantial Completion (95% of the Contract Sum), with the balance of the Contract Sum to be paid at Final Completion.
  - a) **Paragraph #52 of the Supplementary General Conditions defines the documentation required for each payment request.**
  - b) Applications for payment shall be delivered to the Owner's Project Manager at:

Department of Planning, Design, and Construction  
Peoria Park District  
Bradley Park Equipment Service  
1314 N. Park Road  
Peoria, Illinois 61604

**SECTION 013100 - PROJECT MEETINGS**

A. PRECONSTRUCTION CONFERENCE

1. Conduct a preconstruction conference prior to the start of the Work, at the location of the Work. Provide attendance by the designated personnel of the Contractor, including Sub-contractor's and/or suppliers of major components of the Work, if requested by the Owner's Representative.
  - a) AGENDA. Discuss items of significance that could affect progress including such topics as:
    - 1) Tentative construction schedule.
    - 2) Critical Work sequencing.
    - 3) Designation of responsible personnel.
    - 4) Procedures for processing field decisions and Change Orders.
    - 5) Procedures for processing Applications for Payment.
    - 6) Distribution of Contract Documents.
    - 7) Submittal of Shop Drawings, Product Data and Samples.
    - 8) Preparation of record documents.
    - 9) Use of the premises.
    - 10) Office, Work and storage areas.
    - 11) Equipment deliveries and priorities.
    - 12) Safety procedures.
    - 13) First aid.
    - 14) Security.
    - 15) Housekeeping.
    - 16) Working hours.
    - 17) Permits and Permitting Agency Requirements

B. PROJECT MEETINGS

1. Project Meetings will be held per the schedule determined at the Preconstruction Conference, or as needed for proper coordination and administration of the project.
  - a) AGENDA
    - 1) Review and correct or approve minutes of the previous progress meeting.
    - 2) Review progress of the Work since last meeting, including status of submittals for approval.
    - 3) Identify problems which impede planned progress.
    - 4) Develop corrective measures and procedures to regain planned schedule.
    - 5) Complete other current business.

C. REPORTING

1. Distribute copies of the minutes of each meeting to each party present, and to other parties who should have been present, no later than three business days after each meeting.

**SECTION 013300 - SUBMITTALS**

- A. Requirements for shop drawings, samples, mock-ups, product data, etc., relative to specific elements or components of the work are called out in the various sections of the Technical Specifications.
1. Submit items to allow for Owner's Representative's review and approval, potential re-submission if full approval is not given, ordering, delivery, fabrication time, etc., so as to allow the Work to proceed in a timely manner and in conformance with the project schedule.

B. OTHER CONTRACTOR SUBMITTALS

1. Unless otherwise modified the Contractor shall also submit:
  - a) A "bar chart" type proposed construction schedule, within ten days after award of the Bid.

ADVENTURE GROVE SITE DEVELOPMENT – GLEN OAK PARK - Project Manual

- b) Other submittals as required by other section of Division 010000.
- C. Submission of the required Bonds and Certificate of Insurance are to be made prior to the Owner's issuance of a Notice to Proceed.

#### SECTION 014000 – QUALITY/REGULATORY REQUIREMENTS

- A. GENERAL: Contractors shall comply with all laws, rules and regulations governing the work.
  - 1. When Contractor observes that contract documents are at variance with specified codes, notify Owner's Representative in writing immediately. Owner's Representative will issue all changes in accord with General Conditions.
  - 2. When Contractor performs any work knowing or having reason to know that the work is contrary to such laws, rules and regulations and fails to so notify the Owner's Representative, Contractor shall pay all costs arising therefrom. However, it will not be the Contractor's primary responsibility to make certain that the contract documents are in accord with such laws, rules and regulations.
- B. SAFETY:
  - 1. Comply with all federal, state, and local laws, rules and regulations governing the installation/construction of the work.
  - 2. Develop and utilize safety program and training for workmen and sub-contractor employees.
- C. TESTING
  - 1. TESTS AND INSPECTIONS REQUIRED
    - a) Provide all tests and inspections required by governmental agencies having jurisdiction, as required by provisions of the Contract Documents and/or as specifically required by sections of the Technical Specifications.
  - 2. PAYMENT FOR TESTING
    - a) Include within the Contract Sum an amount sufficient to cover all testing, re-testing, and inspections required by the Contract documents and/or the Technical Specifications. Additionally pay for all testing and inspections required by all governmental agencies having jurisdiction.
      - 1) The Owner will pay for any testing and inspecting specifically requested by the Owner's Representative which are over and above those described in Paragraph 1.a) above.
      - 2) When initial tests (over and above those defined by 1.a) above) requested by the Owner's Representative indicate non-compliance with the Contract Documents, costs of initial tests associated with that non-compliance will be deducted by the Owner from the Contract Sum, and subsequent retesting occasioned by the non-compliance shall be performed by the same testing laboratory and the costs thereof shall be paid by the Contractor.
  - 3. WAIVER OF INSPECTION AND/OR TESTS
    - a) Specified inspections and/or tests may be waived only by the specific written approval of the Owner's Representative, and **such waivers will be expected to result in credit to the Owner equal to normal cost of such inspection and/or test.**

#### SECTION 014200 - REFERENCE STANDARDS AND DEFINITIONS

- A. Copies of Standards: Each entity engaged in construction on the Project is required to be familiar with industry standards applicable to that entity's construction activity. Copies of applicable standards are not bound with the Contract Documents.
  - 1. Where copies of standards are needed for performance of a required construction activity the Contractor shall obtain copies directly from the publication source.
  - 2. Although copies of standards needed for enforcement of requirements may be included as part of required submittals the Architect reserves the right to require the Contractor to submit additional copies as necessary for enforcement of requirements.
- B. Abbreviations and Names: Trade association names and titles of general standards are frequently abbreviated. Where such acronyms or abbreviations are used in the Specifications or other Contract Documents they mean the recognized name of the trade association standards generating organization authority having jurisdiction or other entity applicable to the context of the text provision. Refer to the Encyclopedia of Associations, published by Gale Research Co. available in most libraries.
- C. Definitions: Architect, Owner's Representative, and Owner's Project Manager
  - 1. **ARCHITECT:** The Architect shall be the person or entity designated by the Owner as the Owner's Representative and shall be identified as such in the Agreement Between Owner and Contractor, and is referred to throughout the Contract Documents as if singular in number and masculine in gender.
  - 2. **OWNER'S REPRESENTATIVE:** The duties of the Owner's Representative as listed in the Project Manual, include but are not limited to, construction phase observation and technical administration services.
    - a) **LIMITS OF AUTHORITY:** The Owner's Representative shall be authorized to provide approvals and interpretations concerning the plans, specifications and progress of the Work as bid, but is not authorized to change the scope of the Work on behalf of the Owner.
  - 3. **OWNER'S PROJECT MANAGER:** The Owner's Project Manager will represent, act on behalf of, and provide interface between the Owner and the Contractor in respect to contract administration and/or other matters which affect the scope of the Work.
    - a) Unless defined otherwise in the Project Manual, the Owner's Project Manager shall be a designated member of the Planning, Design, and Construction Division of the Peoria Park District.
    - b) The Owner's Project Manager will also be the Owner's Representative and will provide construction phase observation and technical administration services, if a consultant Architect has not been engaged to do so, by the Owner.

#### SECTION 015000 – TEMPORARY FACILITIES & CONTROLS

- A. MOBILIZATION
  - 1. Furnish all labor, tools, materials, equipment, and incidentals necessary for preparatory work.
  - 2. Provide and establish personnel, equipment, supplies, materials, offices or buildings, and other facilities necessary to work on the project.
  - 3. Demobilize all of the above and remove temporary facilities at the completion of the project.

B. BARRIERS, PROTECTION OF SITE AND PROPERTY

1. GENERAL

- a) Owner's improvements to remain, existing utilities, as well as adjacent site improvements shall be protected from damage by barriers, guards and coverings. Damaged work shall be replaced or repaired to condition prevailing at time of signing of contract, at no additional cost to Owner.
- b) Provide 6' high, continuous chain link or orange plastic (used materials acceptable) construction fence to prohibit unauthorized personnel or public entry from the site of the Work. (Substitutions may be considered; submit request in writing to the Owner's Representative.)
- c) Contractor shall provide, erect and maintain additional planking, fences, protective canopies, railings, shoring, lights, warning signs, etc., as needed for the protection of adjacent property and the public.

2. LANDSCAPE PROTECTION

- a) All live, healthy trees, shrubs, etc. on the site or on the street fronts of the site, not specified to be removed and not interfering with installation of new work required hereunder, shall be protected against injury from construction operations.
- b) All shade trees which are to remain and which are liable to damage during the building operations, shall be properly boxed and protected from damage during the course of construction work as directed by the Park District. **No site-related work shall occur until the required tree protection (fencing, boxing, etc.) has been installed and approved by the Owner or his representative.**
  - 1) LIQUIDATED DAMAGES: The Owner reserves the right to charge the Contractor for damage to existing trees, and to deduct the charges from the amounts due the Contractor, based on the following schedule:
    - aa) Broken limbs 1" or over in diameter: \$50 per caliper inch of limb
    - bb) Trenching or grading within the tree dripline or 20' from the trunk, whichever is less, of trees 4" or over in caliper diameter: \$100 per tree/per foot within dripline, or within 20' minimum if applicable
    - cc) Damage to tree trunks, including "barking", nicking, gouging, etc. \$150 per caliper inch of tree, per each injury

3. BARRIERS/CONSTRUCTION FENCE MATERIALS

- a) 2" open mesh chain link fence, 72" high minimum, galvanized, with appropriately sized posts; gates where indicated.
- b) Alternate barrier fencing materials may be acceptable, however, no additional payments will be made on account of approval of alternate barrier/safety fencing materials.
- c) Materials may be new or used, if in serviceable condition.

4. WATCHMAN SERVICE

- a) The Owner will not be responsible for loss due to theft or other damage which is not covered under Property Insurance. The Contractor shall make such arrangements for watchman service as he considers necessary and he shall be responsible for all loss or damage of his property, equipment, material, etc., at the site, and he shall make good such damage or loss without any additional cost to the Owner.

5. EXISTING IMPROVEMENTS - PROTECTION

- a) The Contractor shall be entirely responsible for all injuries to water pipes, electric conduits or cables, drains, sewers, gas mains, poles, telephones and telegraph lines, streets, pavements, sidewalks, curbs, culverts, retaining walls, building walls, foundation walls, or other structures of any kind met with during the progress of the Work, and shall be liable for damages to public or private property resulting therefrom.

C. CONSTRUCTION ACCESS, ROADS, AND PARKING AREAS

1. CONTRACTOR'S USE OF PREMISES

- a) The Contractor shall require that all personnel who will enter upon the Owner's property certify their awareness of and familiarity with the requirements of this Section.

2. CONSTRUCTION ACCESS

- a) To avoid traffic conflict with vehicles of the Owner's employees and customers, and to avoid over-loading of streets and driveways elsewhere on the Owner's property, limit the access of trucks and equipment to the route shown (IF SHOWN) on the Drawings as "Access Route". If access route is not shown on the Drawings, coordinate construction access and routes with the Owner's Project Manager.
- b) Do not permit such vehicles to park on any street or other area of the Owner's property except in the area shown on the Drawings as "Contractor's Parking Area". If not shown on the drawings, the Contractor's Parking Area shall be as designated by the Owner's Project Manager.
- c) Provide adequate protection for curbs and sidewalks over which trucks and equipment pass to reach the job site.

3. SECURITY

- a) Restrict the access of all persons entering upon the Owner's property in connection with the Work to the Access Route and to the actual site of the Work.

D. TEMPORARY ENVIRONMENTAL CONTROLS

1. GENERAL

- a) Provide temporary environmental controls at the site of the Work to ensure that construction operations have no harmful effects on adjacent properties and on members of the public who may come in proximity to the Work, and/or the employees of the Owner who are engaged in regular daily tasks and operations and are unable to be relocated to another work site during construction operations.
- b) Owner reserves the right to stop the Work, at the Contractor's expense, until the Contractor provides necessary control measures for the conditions listed below; additionally, the Owner reserves the right to perform or have performed necessary control measures, should the Contractor refuse to do so at the time requested and to deduct the cost of those expenses from the amount due the Contractor.

2. DUST CONTROL

- a) Provide dust control materials to minimize dust from construction operations. Prevent air-borne dust from dispersing into the atmosphere.

3. WATER CONTROL

- a). Control surface water to prevent damage to the project, the site and adjoining properties.
  - 1) Control fill, grading, and ditching to direct surface drainage away from excavations, pits, tunnels, and other construction areas; direct drainage to proper runoff channels or storm drainage utilities.
- b) Provide, operate and maintain hydraulic equipment of adequate capacity to control surface water.

- c) Dispose of drainage water in a manner to prevent flooding, erosion silting, or runoff of silt or sediment or other damage to all portions of the site or to adjoining properties.
- 4. **RODENT CONTROL**
  - a) Provide rodent control to prevent infestation of construction or storage areas.
    - 1) Use methods and materials which will not adversely affect conditions at the site or on adjoining properties.
- 5. **DEBRIS CONTROL**
  - a) Maintain all areas free of extraneous debris, waste, and rubbish.
- 6. **POLLUTION CONTROL**
  - a) Prevent contamination of soil, water or atmosphere by the discharge of noxious substances from construction operations.
  - b) Provide equipment and personnel, perform emergency measures to contain all spillages, and to remove contaminated soils or liquids.
    - 1) Excavate and dispose of all contaminated earth off-site. Replace with suitable compacted fill and topsoil.
  - c) Take special measures, as necessary, to prevent harmful substances from entering public waters, including lakes, streams, intermittent drainage channels, and storm or sanitary sewers.
- 7. **EROSION CONTROL**
  - a) Plan and execute construction and earthwork in a manner to control surface drainage from cuts and fills, and from borrow and waste disposal areas, to prevent erosion and sedimentation.
    - 1) Schedule the Work to minimize the areas of bare soil exposed at one time, if possible.
    - 2) Provide temporary control measures such as berms, dikes, and drains to prevent runoff of silt or sediment from the site.
    - 3) Comply with Section 015713.

**E. PROJECT IDENTIFICATION AND SIGNAGE**

- 1. **GENERAL**
  - a) Provide and install project identification sign, if located and/or called out on the Drawings.
- 2. **SUBMITTALS**
  - a) Provide shop drawing(s) of proposed sign/sign installation to Owner's Representative for approval, prior to installation
- 3. **INSTALLATION**
  - a) Provide project sign as detailed on Drawings
  - b) If not detailed on Drawings provide project identification sign per the following minimum requirement:
    - 1) Content
      - aa) Name of project
      - bb) Name of Owner
      - cc) Name of Architect(s) and major consultants
      - dd) Names of Contractor and major subcontractors
      - ee) Allow additional 200 characters of text explaining the project
    - 2) Construction
      - aa) Size: 4' x 8'
      - bb) Materials: Min. 5/8" AC DFPA Exterior Plywood, with (2) 4" x 4" x 12' long pressure treated post supports
      - cc) Paint: paint front and back, seal edges, provide content as approved by Owner's Representative. Conform to recognized sign painting standards in selection of paint materials. Use only professional sign painter with three years minimum experience to apply sign graphics and lettering.
    - 3) Install sign in a manner consistent with length of time of construction operations. Remove sign and fill post holes at project completion.

**F. FIELD OFFICES**

- 1. **TEMPORARY FACILITIES**

Provide and pay for temporary (new, or used if in serviceable condition) facilities and controls needed for the Work, if called out on the Drawings, which may include, but are not necessarily limited to:

  - a) Temporary utilities such as heat, water, electricity, and telephone;
  - b) Field office for the Contractor's personnel (required if shown on the Drawings; otherwise at the Contractor's option and expense).
    - 1) Conform with requirements for Engineer's Field Office Type B, as defined in Article 646.04 of the Standard Specifications for Road and Bridge Construction - Illinois Department of Transportation.
  - c) Sanitary facilities;
  - d) Enclosures such as tarpaulins, barricades, and canopies;
  - e) Temporary fencing of the construction site;
  - f) Project sign.
- 2. Comply with Federal, State, and local codes and regulations.
  - a) Maintain temporary facilities and controls in proper and safe condition throughout the progress of the work. The Contractor is responsible for conformance with all safety codes and regulations for all Work under his jurisdiction, including that of Sub-Contractors.
- 3. Locate temporary facilities as shown on the Drawings, or as approved by the Owner's Representative if not shown on the Drawings.

**SECTION 015713 – EROSION & SEDIMENT CONTROL**

**A. RELATED DOCUMENTS**

- 1. Drawings and general provisions of the Contract, including General and Supplementary Conditions and Division 1 Specification Sections, apply to this Section.

**B. SUMMARY**

- 1. This Section includes the following:

- a) Site erosion and sediment control
  - b) Silt fencing
  - c) Ditch checks
  - d) Erosion control blankets
  - e) Culvert and inlet protection
  - f) Stabilized entrance
2. Related Sections include the following:
- a) Division 31 – Earthwork.
  - b) Division 32 – Exterior Improvements.
3. Erosion and Sediment Control Statement: The Peoria Park District takes the issue of construction related erosion and sediment control extremely seriously. The Peoria Park District is a community leader in the conservation and protection of our area's natural resources. This project will be watched closely by both staff and citizens for compliance with erosion and sediment control regulations and specifications.

#### C. QUALITY ASSURANCE

1. Materials and methods of construction shall comply with the following standards:
- a) Illinois Department of Transportation
  - b) City of Peoria

#### D. PRODUCTS

1. Silt Fencing
- a) Fabric for silt fencing shall consist of woven or nonwoven filaments of polypropylene, polyester, or polyethylene. Fabric shall be resistant to degradation by ultraviolet light and heat exposure. Fabric shall be rot, insect, and mildew proof, and have a high resistance to tearing.
    - 1) Fabric shall comply with the following physical properties:
 

aa)	Grab tensile strength (lb) – ASTM D4632	200 (min)
bb)	Grab elongation @ break (%) – ASTM D4632	12
cc)	Burst strength (psi) – ASTM D751	250 (min)
dd)	Trapezoidal tear strength (lb) – ASTM D4533	75
ee)	Width (ft)	3.5 (min)
ff)	Weight (oz/sq. yd) – ASTM D3776	4.0
gg)	Equivalent opening size	30 (nonwoven)
hh)	(EOS) sieve no. – Corps of Engrs. CS-02215	50 (woven)
2. Ditch Checks
- a) Ditch checks will consist of silt fencing with the addition of wire reinforcement.
  - b) Wire shall be 9 gauge.
  - c) Alternate: Straw bales may be used in lieu of silt fencing
3. Posts
- a) Posts shall be standard "T" or "U" steel posts or wood with a minimum cross section of 3 square inches. Posts shall be a minimum of 60" in length. Posts shall be driven a minimum of 24" into the ground.
4. Erosion Control Blankets
- a) Excelsior Blanket: Excelsior blanket shall consist of a machine produced mat of wood excelsior of 80% 6" or longer fiber length. The wood from which the excelsior blanket is cut shall be properly cured to achieve adequately curled and barbed fibers.
    - 1) The blanket shall be of consistent thickness, with the fiber evenly distributed over the entire area of the blanket. The excelsior blanket shall be covered on the top side with a 90 day biodegradable extruded plastic mesh netting having an approximate minimum opening of 16 x 16 mm (5/8 x 5/8 in.) to an approximate maximum opening of 50 x 25 mm (2 x 1 in.). The netting shall be substantially adhered to the excelsior blanket by a knitting process using biodegradable thread or by an applied degradable adhesive. The netting shall be substantially adhered to the excelsior by a knitting process using biodegradable thread. The netting shall be entwined with the excelsior blanket for maximum strength and ease of handling.
    - 2) The excelsior blanket shall comply with the following:
 

aa)	Minimum width, ± 25 mm (1 in.)	600 mm (24 in.)
bb)	Minimum mass ± 10%	0.34 kg/sm (0.63 lb/sq yd)
cc)	Minimum length of roll, approximately	45 m (150 ft)
    - 3) The excelsior blanket shall be smolder resistant.
5. Culvert And Inlet Protection
- a) Culvert protection shall consist of a ditch check immediately upstream of every culvert entrance. Ditch check shall be installed to protect culvert interior from sedimentation.
  - b) Inlet protection shall consist of purpose made devices by:
    - Dandy Products, Inc.
    - P. O. Box 1980
    - Westerville, Ohio 43086-1980
    - Phone: 1-800-591-2284
    - Fax: 740-881-2791
    - [www.dandyproducts.com](http://www.dandyproducts.com)
    - [dlc@dandyproducts.com](mailto:dlc@dandyproducts.com)

or

NILEX, Inc.  
15171 E. Fremont Drive  
Centennial, CO 80112  
Phone: 1-800-537-4241  
Fax: 303-766-1110  
[www.nilex.com](http://www.nilex.com)  
[denver@nilex.com](mailto:denver@nilex.com)

- c) "Or Equal" substitutions may be made with prior approval of Owner's Representative.
- 6. Stabilized Entrance
  - a) Stabilized entrance shall consist of coarse aggregate laid over geotextile fabric.
  - b) Dimensions: 70' long by 14' wide.
  - c) Geotextile Fabric: as per requirements of "silt fencing".
  - d) Aggregate: IDOT Class CA-1, CA-2, cA-3, or CA-4.

#### E. EXECUTION

- 1. Site Erosion And Sediment Control
  - a) Contractor is responsible for fulfilling terms of City of Peoria Erosion Control Permit and all applicable portions of the "Erosion, Sediment, and Stormwater Control Ordinance of the City of Peoria".
  - b) Install control devices as shown on erosion control plan.
  - c) Install additional measures as needed to control erosion and sedimentation on the site.
- 2. Silt Fencing Installation
  - a) Install silt fencing according to details in plans. The silt fence shall be entrenched to a minimum depth of 8".
  - b) The silt fence shall be installed on the contour, with the ends extending up-slope.
  - c) Install silt fencing before commencing site clearing work.
- 3. Ditch Check Installation
  - a) Install ditch checks according to details in plans.
  - b) Install ditch checks at locations shown on plans.
  - c) Install additional ditch checks as needed to control erosion within drainage swales as site conditions and weather dictate.
  - d) Install ditch checks immediately after swales are graded.
- 4. Erosion Control Blankets Installation
  - a) Install erosion control blankets as needed to control erosion in drainage swales and at the direction of the Owner's Representative.
  - b) Anchor stakes shall be driven at a spacing of 2 feet on center.
- 5. Culvert And Inlet Protection Installation
  - a) Install culvert protection at upstream entrances to all culverts.
  - b) Install culvert protection to intercept waterborne silt and sediment and prevent it from entering culvert pipes.
  - c) Install immediately after culvert installation.
  - d) Install inlet protection according to manufacturer's written instructions at each inlet immediately after inlet construction.
- 6. Stabilized Construction Entrance Installation
  - a) Install stabilized construction entrance and other approved measures as necessary to limit tracking of soil on to all paved surfaces.
  - b) Comply with all City of Peoria codes limiting tracking of soil on to City streets.
- 7. Maintenance
  - a) Inspect silt fences after each rainfall. Repair fencing, failures, end runs, and erosion cuts immediately.
  - b) Remove soil from silt fencing after each rainfall.
  - c) Erosion control maintenance and repair shall be considered incidental to the contract.
  - d) Tracked soil and sediment shall be removed from all paved surfaces on a daily basis.
  - e) Replace or provide new erosion and sediment control measures as needed during construction to provide protection to site and surrounding property for the entire time of construction, or until project is complete.
- 8. Close-Out
  - a) Remove silt fencing and other erosion and sediment control devices after lawn or seeding has been established.
  - b) Soil deposits remaining in place after silt fence is no longer required shall be dressed to conform to existing grade, and seeded with appropriate seed material.

#### SECTION 016000 – PRODUCT REQUIREMENTS

##### A. MATERIALS AND EQUIPMENT

- 1. STANDARD SPECIFICATIONS
  - a) Reference herein to known standard specifications of governmental agencies or technical societies shall refer to the latest edition of such specifications, adopted and published at date of these Specifications.
- 2. MANUFACTURED ARTICLES
  - a) All manufactured articles, materials and equipment to be incorporated in the work shall be new (unless otherwise specified) and of the quality specified and shall be used, erected, installed, connected, cleaned and conditioned as directed by and in conformity with job conditions to produce the best results obtainable.
    - 1) Field measurements for all special products and materials which requires close tolerances or fitting into other items or components of the Work shall be taken on the job by the party furnishing the materials.
- 3. QUALITY ASSURANCE

- a) Per the Supplementary Instructions to Bidders, the Bidder by submission of a signed bid form, agrees to install products and equipment by brand and model name or names specified in the Technical Specifications, Divisions 02-35. Substitutions are allowed only in conformance to the following:
  - 1) Proprietary Specification Requirement: Where only a single product or manufacturer is named, provide the product indicated. No substitutions will be permitted.
  - 2) Semiproprietary Specification Requirement: Where two or more products or manufacturers are named, provide one of the products indicated. No substitutions will be permitted
    - aa) Where either of the two cases above prevail, and the named product is accompanied by "or approved equal" substitutions will be allowed only upon written approval of the Owner's Representative prior to submission of bids.
  - 3) Non-Proprietary Specification Requirement: When the Specifications lists products or manufacturers that are available and are accompanied by "or equal", the Contractor may propose any available product that complies with the Specifications' requirements; however, the Owner's Representative shall determine if the produced item complies with those requirements.
  - 4) Descriptive Specification Requirement: Where Specifications describe a product or assembly listing exact characteristics required, with or without use of a brand, trade, or model name, provide a product or assembly that provides the characteristics and otherwise complies with the Contract Documents.
  - 5) Performance Specification Requirement: Where Specifications require compliance with performance requirements, provide products or assembly that comply with these requirements and are recommended by the manufacturer for the application indicated.
  - 6) Compliance with Standards, Codes, and Regulations: Where the Specifications only require compliance with an imposed code, standard, or regulation, select a product that complies with the standard, code, or regulation specified.
- b) **VISUAL MATCHING AND SELECTION**. Where the Specifications require matching an established sample or call for "as selected", the Owner's Representative's decision will be final on whether a proposed product matches satisfactorily.

## B. STORAGE AND PROTECTION

### 1. GENERAL

- a) Contractor shall provide and maintain:
  - 1) Storage for materials and equipment to be installed in Project.
  - 2) Protection and security for stored materials and equipment, on and off site.
  - 3) Protection of existing on-site elements to remain.
  - 4) Protection of adjacent properties improvements

### 2. METHODS

- a) Store off grade and cover with impervious material all moisture or water vulnerable materials.
- b) Store finished products and equipment in an enclosed building, on or off site.
- c) Maintain integrity of shipping cartons until ready for installation.
- d) Provide separate storage for combustible and non-combustible products.
- e) Follow storage recommendations of product and equipment manufacturers.
- f) Other methods shall be subject to Owner's prior written approval.

3. The Contractor shall maintain an emergency phone number where a contact person can be notified at any time, Sundays and holidays included, of an emergency condition due to the work which requires immediate repair or protection.

## C. SUBSTITUTIONS

1. See "SECTION 016000 – A. MATERIALS AND EQUIPMENT" for requirements pertaining to substitution of specified materials, products, equipment, etc.
2. Contractor may propose substitute materials, products, equipment, etc., after award of the Bid; however, such proposals are expected to result in a cost savings to the Owner and/or higher quality Work at no additional cost to the Owner.

## D. WARRANTIES AND BONDS

### 1. GENERAL

- a) This Section specifies general administrative and procedural requirements for warranties and bonds required by the Contract Documents, including manufacturer's standard warranties on products and special warranties.
- b) Warranties for the Work and products and installations of each Contractor shall be one (1) year unless specified otherwise in the individual Sections of Divisions 02 through 35.
- c) Disclaimers and Limitations:
  - 1) Manufacturer's disclaimers and limitations on product warranties do not relieve the Contractor of the warranty on the Work that incorporates the products, nor does it relieve suppliers, manufacturers, and Contractors required to countersign special warranties with the Contractor.
  - 2) The responsibility of the Contractor in respect to the required warranties shall not be relieved or limited in any way by the failure of installed components, equipment, materials, etc., due to naturally occurring and/or re-occurring conditions at the site or area of the Work including, but not limited to:
    - aa) ground and soil conditions, especially as related to frost heave;
    - bb) high wind velocities (except those exceeding velocities normally used for calculating wind loading at the site of the Work);
    - cc) rain and water damage (unless caused by winds exceeding normal design limits);
    - dd) ice/snow loading on structures
    - ee) and other naturally occurring or re-occurring site conditions
  - 3) The Contractor shall notify the Owner's Representative, prior to the award of the contract, of any part or component of the Work that is, in his opinion, not designed to accommodate the existing, naturally occurring, or re-occurring conditions of the site, and whether or not a change in the proposed methods of construction, types of equipment, etc., will affect the bid price.

- aa) Should the proposed change in construction methods, equipment type, etc., result in additional expense, the Owner reserves the right to request proposals from the other bidders and to make award the contract based on the bid amount which includes the proposed change.
- 2. **WARRANTY REQUIREMENTS**
  - a) Related Damages and Losses: When correcting warranted Work that has failed, remove and replace other Work that has been damaged as a result of such failure or that must be removed and replaced to provide access for correction of warranted Work.
  - b) Reinstatement of Warranty: When Work covered by a warranty has failed and been corrected by replacement or rebuilding, reinstate the warranty by written endorsement. The reinstated warranty shall be equal to the original warranty with an equitable adjustment for depreciation.
  - c) Replacement cost: Upon determination that Work covered by a warranty has failed, replace or rebuild the Work to an acceptable condition complying with requirements of the Contract Documents. The Contractor is responsible for the cost of replacing or rebuilding defective Work regardless of whether the Owner has benefited from use of the Work through a portion of its anticipated useful service life.
  - d) Owner's Recourse: Written warranties made to the Owner are in addition to implied warranties, and shall not limit the duties, obligations, rights and remedies otherwise available under the law, nor shall warranty periods be interpreted as limitations on time in which the Owner can enforce such other duties, obligations, rights or remedies.
    - aa) Rejection of Warranties: The Owner reserves the rights to reject warranties and to limit selections to products with warranties not in conflict with requirements of the Contract Documents.
  - e) The Owner reserves the right to refuse to accept Work for the Project where a special warranty, certification, or similar commitment is required on such Work or part of the Work, until evidence is presented that entities required to countersign such commitments are willing to do so.
  - f) For specific warranty requirements related to landscape materials, refer to the applicable Section.
- 3. **SUBMITTALS**
  - a) Submit written warranties to the Owner's Representative prior to the date certified for Substantial Completion. If the Owner's Representative's Certificate of Substantial Completion designates a commencement date for warranties other than the date of Substantial Completion for the Work, or a designated portion of the Work, submit written warranties upon request of the Owner's Representative.
    - 1) When a designated portion of the Work is completed and occupied or used by the Owner, by separate agreement with the Contractor during the construction period, submit properly executed warranties to the Owner's Representative within fifteen days of completion of that designated portion of the Work.
  - b) Form of Submittal: At Final Completion, compile two copies of each required warranty and bond properly executed by the Contractor, or by the Contractor, Subcontractor, supplier, or manufacturer. Organize the warranty documents into an orderly sequence based on the table of contents of the Project Manual.
  - c) Bind warranties and bonds in heavy-duty, commercial quality, durable 3-ring vinyl covered loose-leaf binders, thickness as necessary to accommodate contents, and sized to receive 8-1/2" by 11" paper.
  - d) Provide heavy paper dividers with celluloid covered tabs for each separate warranty. Mark the tab to identify the product or installation. Provide a typed description of the product or installation, including the name of the product, and the name, address and telephone number of the installer.
  - e) Identify each binder on the front and the spine with the typed or printed title "WARRANTIES AND BONDS", the project title or name, and the name of the Contractor.
  - f) When operating and maintenance manuals are required for warranted construction, provide additional copies of each required warranty, as necessary, for inclusion in each required manual.

## **SECTION 017300 – EXECUTION**

- A. **GEOTECHNICAL DATA**
  - 1. If the Owner has caused borings or other subsurface investigations to be made, the data or report pursuant to these investigations will be included in the Project Manual, as an Appendix, and labeled as such.
  - 2. The Owner and Owner's Representative do not guarantee the accuracy or validity of the data, nor do they assume any responsibility for the Contractor's interpretation of the data.
  - 3. The Contractor's may, at his option, perform additional subsurface investigation, however, it shall be at the Contractor's sole expense.
- B. **FIELD ENGINEERING**

Provide such field engineering services as are required for proper completion of the Work including, but not limited to:

  - 1. Establishing and maintaining lines and levels
  - 2. Structural design of shores, forms, and similar items provided by the Contractor as part of his means and methods of construction.
  - 3. Verify layout information shown on the Drawings, in relation to the property survey and existing benchmarks and control points. Preserve permanent reference points during construction.
- C. **COORDINATION OF TRADES AND SUB-CONTRACTORS**
  - 1. The Contractor shall be responsible for the proper fitting of all work and for the coordination of the operation of all trades, sub-contractors, or materials and men engaged upon the work. He shall be prepared to guarantee to each of his subcontractors the dimensions which may be required for fitting of their work to all surrounding work and shall do, or cause his agents to do, all cutting, fitting, adjusting and patching necessary to make the several parts of the work come together properly and fit the work to receive, or be received by that of other contractors.
  - 2. When two or more prime contracts are being executed at one time in such manner that the work on one contract may interfere with the work of another, the Owner's Representative shall decide which contractor shall cease work and which shall continue, or whether the work on both contracts may progress at the same time and in what manner.
    - a) The Contractor shall not cause any unnecessary hindrance or delay to any other contractors on the premises, and shall be responsible for all damages done to the work of other contractors caused by him or by his employees.



**D. REFERENCE AND CONTROL POINTS PROVIDED BY OWNER**

In addition to layout procedures provided by the Contractor for proper performance of the Contractor's responsibilities:

1. Locate and protect existing control points before starting work on the site.
2. Preserve permanent reference points during progress of the Work.
3. Do not change or relocate reference points or items of the Work without specific approval from the Owner's Representative.
4. Promptly advise the Owner's Representative when a reference point is lost or destroyed, or requires relocation because of other changes in the Work.
5. Upon direction of the Owner's Representative, require the field engineer to replace reference stakes or markers.
6. Locate such replacement according to the original survey control.

**E. REFERENCE AND CONTROL POINTS PROVIDED BY THE CONTRACTOR**

1. If not provided by the Owner (and defined as the responsibility of the Owner in the Contract Documents) establish sufficient general reference points in the form of permanent bench marks, grade stakes or other markers as will enable the Contractor to proceed with the Work.
2. The Contractor may lay out his own work, or cause the Work to be laid out by a qualified party such as a Registered Land Surveyor or a Professional Engineer, as necessary.
3. The Contractor shall establish and be responsible for all lines, elevations and measurements of the structure utilities, installations, and other Work executed by him under the contract.
  - a) Exercise proper precautions to verify the figures and dimensions shown on the drawings before laying out the work; be responsible for any error resulting from failure to exercise such precaution.

**SECTION 017329 - CUTTING AND PATCHING**

**A. CHASES AND OPENINGS**

1. The Contractor is responsible for the provision and/or coordination of all chases, openings and recesses required by work of his own forces, subcontractors or separate contractors.
  - a) Each subcontractor or separate contractor shall be responsible for furnishing advance information to the General Contractor as to exact dimensions and locations of such chases and openings, and shall provide and set in place all necessary sleeves, inserts and forms.
  - b) Openings shall be accurately located, neatly cut, and no larger than necessary. Provide all rebuilding, patching, refinishing and painting required to restore the construction to original condition.
2. Provide shoring, bracing, and support as required to maintain structural integrity of the project.
3. Provide protection from cutting and patching operations as required for other portions of the project; protect the Work and existing improvements in proximity to the cutting and patching operations from the elements.

**SECTION 017419 – CONSTRUCTION WASTE MANAGEMENT & DISPOSAL**

**A. PERIODIC CLEANING**

1. Each Contractor shall clean up after his own work as needed and/or ensure that sub-contractors clean up after their work and remove accumulations of waste, debris, and rubbish caused by construction operations.
  - a) Remove all waste, rubbish and debris on a daily basis (if needed), as they accumulate, and after completion of the Work.

**B. PROJECT COMPLETION**

1. On completion of the project, the entire job shall be cleaned up and left in perfect condition, including adjacent areas.
  - a) Marred surfaces shall be patched or repaired and touched up to match adjoining surfaces.
  - b) All rubbish shall be removed from the site before acceptance.
  - c) New surfaces and/or exposed elements of the Work shall be protected from stain and marring. These surfaces shall be cleaned to the satisfaction of the Owner's Representative or replaced if said stains or mars are unable to be completely removed

**C. GOVERNMENTAL REGULATIONS**

1. Conduct cleaning and disposal operations in compliance with Federal, State and local ordinances and anti-pollution laws and regulations.

**SECTION 017700 - PROJECT CLOSEOUT**

**A. GENERAL**

Work includes:

1. Substantial Completion.
2. Final Completion
3. Closeout submittals.
4. Instruction

**B. SUBSTANTIAL COMPLETION**

1. Prepare and submit the list ("punch-list") required by the first sentence of Paragraph 9.8.2 of the General Conditions.
  - a) Within a reasonable time after receipt of the list the Owner's Representative will inspect to determine status of completion. Should the Owner's Representative determine that the Work is not Substantially Complete:
    - 1) The Owner's Representative will so notify the Contractor, in writing, giving the reasons therefore.
    - 2) Remedy the deficiencies and notify the Owner's Representative when ready for reinspection.
    - 3) The Owner's Representative will reinspect the Work.
  - b) When the Owner's Representative concurs that the Work is Substantially Complete:
    - 1) The Owner's Representative will prepare a "Certificate of Substantial Completion" on AIA form G704, accompanied by the Contractor's list of items to be completed or corrected, as verified and approved by the Owner's Representative.
    - 2) The Owner's Representative will submit the Certificate to the Owner and to the Contractor for their written acceptance of the responsibilities assigned to them in the Certificate.

C. FINAL COMPLETION

1. Prepare and submit the notice required by the first sentence of Paragraph 9.10.1 of the General Conditions.
  - a) Verify that the Work is complete including, but not necessarily limited to, the items mentioned in Paragraph 9.8.2 of the General Conditions. Certify that:
    - 1) the Contract Documents have been reviewed;
    - 2) the Work has been inspected for compliance with the Contract Documents;
    - 3) the Work has been completed in accordance with the Contract Documents;
    - 4) equipment and systems have been tested as required, and are operational;
    - 5) the Work is completed and ready for final inspection.
  - b) The Owner's Representative will make a final inspection to verify status of completion and if all "punch-list" items have been completed, and upon receipt of the Contractor's Final Application for Payment, issue a Certificate of Final Completion. Should the Owner's Representative determine that the Work is incomplete or defective:
    - 1) The Owner's Representative will so notify the Contractor, in writing, listing the incomplete or defective work.
    - 2) Remedy the deficiencies promptly, and notify the Owner's Representative when ready for reinspection.
  - c) FINAL APPLICATION FOR PAYMENT
    - 1) Submit a final Application for Payment to the Owner's Representative, showing all adjustments to the Contract Sum.
    - 2) If needed, the Owner's Representative will prepare a final Change Order showing adjustments to the Contract Sum which were not made previously by Change Orders.
    - 3) Include final waivers of lien from the Contractor, sub-contractors, and major suppliers.
    - 4) Final payment will not be released until all close-out submittals have been made, final cleaning has been performed, and required instruction(s) to Owner's personnel have been accomplished.

D. CLOSEOUT SUBMITTALS

1. When the Owner's Representative determines that the Work is acceptable under the Contract Documents, he will request the Contractor to make closeout submittals. Closeout submittals include, but are not necessarily limited to:
  - a) Project record documents described in "Section 017839".
  - b) Operation and maintenance manuals/data as described in "Section 017823".
  - c) Warranties and bonds as described in "Section 016000".
  - d) Keys and keying schedule;
  - e) Spare parts and materials extra stock;
  - f) Evidence of compliance with requirements of governmental agencies having jurisdiction including, but not necessarily limited to:
    - 1) Certificates of Inspection, as required
    - 2) Certificate(s) of Occupancy
  - g) Certificates of Insurance for products and completed operations;
  - h) Evidence of payment and release of liens.
    - 1) Consent of Surety to Final Payment
    - 2) Contractor's Final Waiver of Lien
    - 3) Separate releases or Waivers of Lien for sub-contractors, suppliers and others with lien rights against the Owner, together with a list of those parties.
  - i) List of subcontractors, service organizations, and principal vendors, including names, addresses, and telephone numbers where they can be reached for emergency service at all times including nights, weekends, and holidays.

**SECTION 017823 - OPERATING/MAINTENANCE MANUALS & INSTRUCTION**

A. GENERAL

1. Compile operating/product data and related information appropriate for Owner's maintenance and operation of products and equipment provided under the Contract.
2. Instruct Owner's personnel in operation and maintenance of products, equipment and systems.
3. OPERATIONS AND MAINTENANCE DATA REQUIRED:
  - a) Operating and maintenance manuals are required for each area of Work.

B. OPERATIONS/MAINTENANCE MANUALS - FORM OF SUBMITTAL

1. Prepare operating and maintenance manuals in the form of an instructional manual, utilizing heavy-duty, durable 3-ring vinyl covered loose-leaf binders, for use by the Owner's operating personnel. Organize into suitable sets of manageable size. Where possible, assemble instructions for similar equipment into a single binder. Provide when drawings or diagrams are required as part of the manual.
2. Provide sturdy manila or kraft envelope, accordion type file folder, or cardboard file boxes, properly labeled, of sufficient size to contain all submittals.
3. Submit one copy of data in final form at least fifteen days before final inspection. This copy will be returned within fifteen days after final inspection, with comments. After final inspection make corrections or modifications to comply with the Owner's Representative's comments and submit three copies of each approved manual to the Owner's Representative
4. WARRANTIES, BONDS AND SERVICE CONTRACTS
  - a) Provide a copy of each warranty, bond or service contract in the appropriate manual for the information of the Owner's operating personnel. Provide written data outlining procedures to be followed in the event of product failure. List circumstances and conditions that would affect validity of the warranty or bond. Provide list for each product containing name, address, and phone number of:
    - 1) Contractor.
    - 2) Subcontractor.
    - 3) Maintenance contractor, as appropriate.
    - 4) Local supply source for parts and replacement.
  - b) Identify area of responsibility of each contractor.

C. MANUAL FOR MATERIALS AND FINISHES

1. Submit two (2) copies of complete manual in final form.
2. Refer to individual Specification Sections for additional requirements on care and maintenance of materials and finishes.
3. Content for products, applied materials and finishes:
  - a) Manufacturer's data, giving full information on products.
    - 1) Catalog number, size, composition.
    - 2) Color and texture designations.
    - 3) Information for re-ordering special-manufactured products.
4. Instructions for care and maintenance.
  - a) Manufacturer's recommendations for types of cleaning agents and methods.
  - b) Cautions against cleaning agents and methods detrimental to product.
  - c) Recommended cleaning and maintenance schedule.
5. Moisture-Protection and Weather-Exposed Products: Provide complete manufacturer's data with instructions on inspection, maintenance and repair of products exposed to the weather or designed for moisture-protection purposes.
6. Manufacturer's Data: Provide manufacturer's data giving detailed information, including the following, as applicable:
  - a) Applicable standards.
  - b) Chemical composition.
  - c) Installation details.
  - d) Inspection procedures.
  - e) Maintenance information.
  - f) Repair procedures.

D. INSTRUCTION

1. Instruct the Owner's personnel in proper operation and maintenance of systems, equipment, and similar items which were provided as part of the Work including, but not limited to;
  - a) Mechanical
  - b) Water supply
  - c) Electrical service/distribution and lighting
  - d) Other items or systems as required in individual sections of the Technical Specifications
2. Instructions for the Owner's Personnel: For instruction of the Owner's operating and maintenance personnel, use experienced instructors thoroughly trained and experienced in the operation and maintenance of the equipment or system involved.

**SECTION 017839 - PROJECT RECORD DOCUMENTS (AS-BUILTS)**

A. DOCUMENTS REQUIRED AT SITE

1. The Contractor shall maintain at the job site one copy of all Drawings, Specifications, Addenda, approved Shop Drawings, Change Orders, and other Contract modifications.
  - a) Each of these project record documents shall be clearly marked "**Project Record Copy**"
  - b) Shall be maintained in good condition
  - c) shall be available at all times for inspection by the Park District, and shall not be used for construction purposes.

B. Project-record drawings shall be marked up to show significant changes made during construction progress, referenced to visible and accessible features of the structures. Project-record drawings shall be kept current and no work shall be concealed until required information has been recorded.

C. Record-documents shall be submitted in satisfactory condition to the Park District at the completion of the project. **FINAL COMPLETION OF THE PROJECT WILL NOT BE ATTAINED, AND FINAL PAYMENT WILL BE WITHHELD, UNTIL PROJECT "AS-BUILTS" ARE SUBMITTED TO AND APPROVED BY THE OWNER'S REPRESENTATIVE.**

END OF GENERAL REQUIREMENTS

**PART 1: GENERAL**

**1.01 RELATED DOCUMENTS**

- A. Drawings and general provisions of the Contract, including General and Supplementary Conditions and Division 1 Specification Sections, apply to this Section.

**1.02 SUMMARY**

- A. This Project is labeled "Adventure Grove". Without trees, there is no "grove". The utmost care in the protection of existing trees from damage to tree roots, trunks, and branches, must be taken. The measures listed in this specification section are to be considered minimums. More information is available from the online resource: "Protecting Trees from Construction Damage: A Homeowner's Guide by Gary R. Johnson, published by the University of Minnesota Extension at:  
<http://www.extension.umn.edu/distribution/housingandclothing/dk6135.html>  
Because Work of this project will take place during the season when oak tree parasites are most active, it is critical that any damage occurring to oak trees is reported within 1 hour, so that Park District arborists can provide appropriate treatment before parasites infect the tree.
- B. This Section includes the erection, maintenance, and dismantling of temporary fencing for the protection of trees near the Work area.
- C. Related Sections include the following:
  - 1. Section "Earthwork" for grading, excavation, and fill.
- D. Protection of Trees to Remain: All live, healthy trees, shrubs, etc. on the site or on the street fronts of the site, not specified to be removed and not interfering with installation of new work required hereunder, shall be protected against injury from construction operations.
- E. All trees which are to remain and which are liable to damage during the building operations, shall be properly protected from damage during the course of construction work as directed by the Park District. No site-related work shall occur until the required tree protection (fencing, boxing, etc.) has been installed and approved by the Owner's Representative.

**1.03 LIQUIDATED DAMAGES**

- A. Liquidated Damages: The Owner reserves the right to charge the Contractor for damage to existing trees, and to deduct the charges from the amounts due the Contractor, based on the following schedule:
  - 1) Broken limbs 1" or over in diameter: \$50 per caliper inch of limb
  - 2) Trenching or grading within the tree dripline or 20' from the trunk, whichever is less, of trees 4" or over in caliper diameter: \$100 per tree/per foot within dripline, or within 20' minimum if applicable
  - 3) Damage to tree trunks, including "barking", nicking, gouging, etc. \$150 per caliper inch of tree, per each injury
  - 4) POLs, hydraulic fluid, or herbicide spills \$500 per caliper inch of tree.

For Purposes of this Contract, the dripline of trees with trunks within the fenced area is assumed to end at the fence line as drawn on the plans.

## **PART 2: PRODUCTS**

### 2.01 MATERIALS

- A. Fencing: Fencing shall be plastic mesh, minimum 48" in height supported by steel posts driven into the ground.
  - 1. Color: Safety Orange

## **PART 3: EXECUTION**

### 3.01 INSTALLATION

- A. Install plastic mesh fencing before beginning mobilization or any other Work of the Contract.
- B. Install fencing in a continuous manner with no gaps. Splice additional lengths as needed to complete routing as shown on Drawings.
- C. Space steel support posts no greater than 8' to ensure mesh remains vertical and at proper height. Securely tie mesh to posts using wire or plastic ties.

### 3.02 MAINTENANCE AND REMOVAL

- A. Maintain fencing in good condition. Reset and tighten if knocked over. Provide replacement fence or repair if damaged.
- B. Remove temporary fencing at the completion of all work. Do not remove until all construction and finish work is complete.

END OF SECTION 01 56 39

**PART 1: GENERAL**

1.01 RELATED DOCUMENTS

- B. Drawings and general provisions of the Contract, including General and Supplementary Conditions and Division 1 Specification Sections, apply to this Section.

1.02 SUMMARY

- F. This Section specifies cast-in-place concrete for curbing, standard concrete pavement, post and sign footings, play equipment mounting slabs, and slabs under safety surfacing.
- G. Related Sections include the following:
  - 1. Section "Cement Pervious Pavement" for pervious concrete walks/paths.
  - 2. Section "Playground Surfacing" for safety surfacing over concrete slabs in play nodes.

1.03 SUBMITTALS

- A. Product Data: For each type of manufactured material and product indicated.
- B. Design Mixes: For each concrete mix. Include alternate mix designs when characteristics of materials, project conditions, weather, test results, or other circumstances warrant adjustments.

1.04 QUALITY ASSURANCE

- A. ACI Publications: Comply with the following, unless more stringent provisions are indicated:
  - 1. ACI 301, "Specification for Structural Concrete".
  - 2. ACI 117, "Specifications for Tolerances for Concrete Construction and Materials".

**PART 2: PRODUCTS**

2.01 MATERIALS

- B. Concrete: Concrete shall be 4,000 psi 6% air-entrained Portland cement concrete with a record of good local performance.
- C. Measure, batch, and mix concrete materials and concrete according to ASTM C94. Mix concrete materials in appropriate drum-type batch machine mixer.
- D. Reinforcement:
  - 1. Steel Dowels: Epoxy coated plain round bars, one end greased to allow expansion and contraction when installed.
  - 2. Reinforcing Bars: ASTM A615/A, Grade 60, (420) deformed, size per plans.

- E. Accessories:
  - 1. Bar Supports: steel, plastic, or precast concrete of greater compressive strength than concrete.
- F. Form Materials:
  - 1. Use form panels that will provide continuous, true, and smooth concrete surfaces. Minimize number of joints.
  - 2. Void Forms: Bio-degradable paper surface structurally sufficient to support weight of plastic concrete.
- G. Expansion Joints: Pre-formed rubber
- H. Joint Sealants: Two component polysulfide or polyurethane elastomeric type complying with FS TT-S-00227, self leveling, designated for foot traffic.

## 2.02 CONCRETE COLORING

- A. Compliance – pigments: ASTM C979
- B. Material: Type 1 Portland Cement, iron oxide pigments, potable water and coarse and fine aggregate.
- C. Produce uniform and consistent color, permanent, inert, stable to atmospheric conditions, sun fast, weather Resistant, alkali resistant, water insoluble, limeproof, non-bleeding, and non-yellowing.
- D. Color: Colors to be selected by Owner's Representative from manufacturer's full range. Range must include a minimum of sixteen color choices.
- E. Manufacturer:

Solomon Colors  
P.O. Box 8288  
Springfield, IL 62791  
800-624-0261 Phone  
217-522-3145 Fax  
[sgs@solomoncolors.com](mailto:sgs@solomoncolors.com)

or approved equal.

## **PART 3: EXECUTION**

### 3.01 PREPARATION

- A. Examine the areas and conditions under which work of this Section will be performed. Correct conditions detrimental to timely and proper completion of the work. Do not proceed until unsatisfactory conditions are corrected.

### 3.02 EXECUTION

- A. **Contractor is responsible for protecting all freshly laid concrete from damage, including vandalism. Damaged or vandalized concrete shall be replaced at the direction of the Owner's Representative at no additional cost to the Owner. Contractor is encouraged to schedule concrete pours with mischievous children in mind.**
- B. Install concrete to areas, depths, and sizes shown on plan details.

- C. Trowel smooth and slope all footings away from pipes, brackets, or center of footing to drain.
- D. Repair and patch defective or honeycombed areas as directed by the Owner's Representative.
- E. Contractor is responsible for obtaining and properly using any footing templates provided by product manufacturers.

END OF SECTION 03 30 00



**PART 1: GENERAL**

1.01 RELATED DOCUMENTS

- A. Drawings and general provisions of the Contract, including General and Supplementary Conditions and Division 1 Specification Sections, apply to this Section.

1.02 SUMMARY

- A. This Section includes the following:
  - 1. Limestone Block Benches
- B. Related Sections include the following:
  - 1. Section "Bituminous Set Unit Paving" for paving work to be completed before setting of blocks/benches

1.03 QUALITY ASSURANCE

- A. Source Limitations: Obtain stone from a single quarry source with resources to provide materials of specified consistent quality. The fabricator and quarry shall have sufficient capacity to quarry, cut, and deliver the stonework on schedule.

1.04 DELIVERY STORAGE AND HANDLING

- A. Deliver stone materials to the project in undamaged condition.
- B. Store and handle stone and related materials to prevent their deterioration or damage.
- C. Do not use pinch or wrecking bars on stonework.
- D. Lift with wide belt-type slings where possible; do not use wire ropes or ropes containing tar or other substances that might cause staining.
- E. Store stone on non-staining wood skids or pallets, cover with a non-staining, waterproof membrane. Place and stack skids and stone to distribute weight evenly and to prevent breakage or cracking of stones.
- F. Remove coverings, strapping, etc. that may cause staining or discoloration of unit pavers.
- G. Store stone securely before installation to avoid vandalism.

**PART 2: PRODUCTS**

2.01 LIMESTONE BLOCK BENCHES

- A. Limestone Block Benches

1. Size: 48" length, 18" height, 18" width
2. Material: Single Block of Anamosa Limestone
3. Finish: Vein-cut along length, split-face finish on front and back, smooth finish on the top, bottom, and ends. Chamfer all corners.
4. Quarry:  
Weber Stone  
12791 Stone City Road  
Anamosa, Iowa 52205  
Tel.: 319-462-3581  
[www.weberstone.com](http://www.weberstone.com)

### **PART 3: EXECUTION**

#### **3.01 INSTALLATION**

- A. Before setting stone blocks/benches, clean surfaces that are dirty or stained by removing soil, stains and foreign materials. Clean stone by thoroughly scrubbing with fiber brushes and drenching with clear water. Use only mild cleaning compounds that contain no caustic or harsh materials or abrasives.
- B. Maneuver stone benches to final location utilizing straps, and place in final position on wood wedges. Do not slide stone on brick pavers. Remove wood wedges when final alignment is achieved.

END OF SECTION 04 40 00

**PART 1: GENERAL**

1.01 RELATED DOCUMENTS

- A. Drawings and general provisions of the Contract, including General and Supplementary Conditions and Division 1 Specification Sections, apply to this Section.

1.02 SUMMARY

- A. This Section includes the following:
  - 1. Play Equipment
- B. Related Sections include the following:
  - 1. Section "Cast-In-Place Concrete" for post footings and mounting slabs.
  - 2. Section "Playground Surfacing" for safety surfacing under play structures.

1.03 SUBMITTALS

- A. Product Data: Submit data for each product before ordering.

**PART 2: PRODUCTS**

2.01 NODE #1: CUSTOM LOG CRAWLER W/ ALLIGATOR SNAPPING TURTLES AND FROGS

- A. General: Equipment at Node #1 consists of one (1) custom Log Crawler featuring Alligator Turtles and frogs featured at the Peoria Zoo.
  - 1. Custom Log Crawler shall be an assembly comprised of an all welded frame assembly cast into a GFRC log and wildlife themed shell.

2.02 NODE #2: PAIR OF ANTS W/ FLOWER TALK TUBE

- A. General: Equipment at Node #2 consists of two (2) "Ant With Legs Surface Mount" Model #38207 and one (1) Model #38018 Flower Talk Tube.
- B. Ant With Legs Surface Mount: The Ant With Legs Surface Mount shall be an assembly comprised of an all welded frame assembly cast into a glass-fiber-reinforced-concrete (GFRC) insect-themed body.
  - 1. GFRC: Type 1 Portland cement/aggregate slurry reinforced with chopped 1"-2" length, alkali-resistant glass fibers.
    - a. Thickness to be no less than 5/8" ranging to 1-1/2" depending on face configuration.
  - 2. Frame: Consists of the following steel framing members
    - a. Galvanized steel pipe, 2.375" O.D., 10 gauge

- b. Hot-rolled round steel rod, 1/2" diameter
    - c. Hot-rolled flat steel plate, 3/16"
    - d. Galvanized steel diamond lath tied in place
    - e. Steel reinforcing rods, #3 and #4
  - 3. Finish: Shall be an electrostatically applied custom formula of TGIC polyester powder coating.
    - a. Components will be cleaned before finishing in a six stage bath system with an iron phosphate wash as a rust inhibitor, and a sealer to prevent flash rusting before coating.
    - b. All welds shall be proactively coated with a zinc-rich primer.
    - c. Finish to have a 3.0-5.0 mil thickness and pencil hardness H.
  - 4. Hardware: All hardware shall be stainless steel, yellow dichromate plated steel, blue-coated plate steel, mechanically galvanized or powder coated/yellow dichromate plated steel. All primary fasteners to be 300 series stainless steel.
- B. Flower Talk Tube: Flower Talk Tube shall consist of welded steel pipe support assembly and a color-impregnated low-density polyethylene "Flower" connecting to a PVC pipe for the transmission of sound to the second Flower Talk Tube at Node #4.
- 1. Support Assembly: Fabricated from 1-5/15" OD x 14 gauge, 2-3/8" OD x 10gauge, and 2-3/8" OD x 13 gauge galvanized steel pipe with 14 gauge hot-rolled steel perforated plate.
    - a. Finish: Shall be an electrostatically applied custom formula of TGIC polyester powder coating.
      - 1. Components will be cleaned before finishing in a six stage bath system with an iron phosphate wash as a rust inhibitor, and a sealer to prevent flash rusting before coating.
      - 2. All welds shall be proactively coated with a zinc-rich primer.
      - 3. Finish to have a 3.0-5.0 mil thickness and pencil hardness H.
  - 2. Hardware: All hardware shall be stainless steel, yellow dichromate plated steel, blue-coated plate steel, mechanically galvanized or powder coated/yellow dichromate plated steel. All primary fasteners to be 300 series stainless steel.
  - 3. Flower: Rotationally molded, low-density polyethylene with UV-stabilized color and anti-static compound additives. Shall meet or exceed ASTM D-1248, type 2, class A.
  - 4. PVC pipe and Fittings: PVC Schedule 40, all connections to be glued.

### 2.03 NODE #3: INCLINED WEB CRAWLER

- A. General: Equipment at Node #3 consists of one (1) "Inclined Web Crawler" Model #38001.
- B. Inclined Web Crawler: Shall be a series of posts supporting an inclined "web" of reinforced ropes for children to climb on, mimicking the style of a spider web.

- C. Crawler Net: 18 mm Dia. Polyamide rope cable with UV protection. 6 strands each containing 19 steel reinforcing strands (0.6mm) within a polyamide sleeve wrapped around a reinforcing steel core. Each assembly shall have stainless steel connectors and attachment ends.
- D. Support Posts and Frame: 3.5" Outside diameter, 13 gauge galvanized steel round tubing.
- E. Finish of Steel Items: Shall be an electrostatically applied custom formula of TGIC polyester powder coating.
  - 1. Components will be cleaned before finishing in a six stage bath system with an iron phosphate wash as a rust inhibitor, and a sealer to prevent flash rusting before coating.
  - 2. All welds shall be proactively coated with a zinc-rich primer.
  - 3. Finish to have a 3.0-5.0 mil thickness and pencil hardness H.
- F. Hardware: All hardware shall be stainless steel, yellow dichromate plated steel, blue-coated plate steel, mechanically galvanized or powder coated/yellow dichromate plated steel. All primary fasteners to be 300 series stainless steel.

#### 2.04 NODE #4: BEE W/ FLOWER TALK TUBE

- A. General: Equipment at Node #4 consists of one (1) "Bee With Legs Surface Mount" Model #38216 and one (1) Model #38018 "Flower Talk Tube".
- B. Bee With Legs Surface Mount: The Bee With Legs Surface Mount shall be an assembly comprised of an all welded frame assembly cast into a glass-fiber-reinforced-concrete (GFRC) insect-themed body.
  - 1. GFRC: Type 1 Portland cement/aggregate slurry reinforced with chopped 1"-2" length, alkali-resistant glass fibers.
    - a. Thickness to be no less than 5/8" ranging to 1-1/2" depending on face configuration.
  - 2. Frame: Consists of the following steel framing members
    - a. Galvanized steel pipe, 2.375" O.D., 10 gauge
    - b. Hot-rolled round steel rod, 1/2" diameter
    - c. Hot-rolled flat steel plate, 3/16"
    - d. Galvanized steel diamond lath tied in place
    - e. Steel reinforcing rods, #3 and #4
  - 3. Finish: Shall be an electrostatically applied custom formula of TGIC polyester powder coating.
    - a. Components will be cleaned before finishing in a six stage bath system with an iron phosphate wash as a rust inhibitor, and a sealer to prevent flash rusting before coating.
    - b. All welds shall be proactively coated with a zinc-rich primer.
    - c. Finish to have a 3.0-5.0 mil thickness and pencil hardness H.
  - 4. Hardware: All hardware shall be stainless steel, yellow dichromate plated steel, blue-coated plate steel, mechanically galvanized or powder coated/yellow dichromate plated steel. All primary fasteners to be 300 series stainless steel.

- C. Flower Talk Tube: Flower Talk Tube shall consist of welded steel pipe support assembly and a color-impregnated low-density polyethylene “Flower” connecting to a PVC pipe for the transmission of sound to the second Flower Talk Tube at Node #2.
1. Support Assembly: Fabricated from 1-5/15” OD x 14 gauge, 2-3/8” OD x 10gauge, and 2-3/8” OD x 13 gauge galvanized steel pipe with 14 gauge hot-rolled steel perforated plate.
    - a. Finish: Shall be an electrostatically applied custom formula of TGIC polyester powder coating.
      1. Components will be cleaned before finishing in a six stage bath system with an iron phosphate wash as a rust inhibitor, and a sealer to prevent flash rusting before coating.
      2. All welds shall be proactively coated with a zinc-rich primer.
      3. Finish to have a 3.0-5.0 mil thickness and pencil hardness H.
    2. Hardware: All hardware shall be stainless steel, yellow dichromate plated steel, blue-coated plate steel, mechanically galvanized or powder coated/yellow dichromate plated steel. All primary fasteners to be 300 series stainless steel.
    3. Flower: Rotationally molded, low-density polyethylene with UV-stabilized color and anti-static compound additives. Shall meet or exceed ASTM D-1248, type 2, class A.
    4. PVC pipe and Fittings: PVC Schedule 40, all connections to be glued.

## 2.05 NODE #5: CUSTOM NEST W/ BROKEN EGG

- A. General: Equipment at Node #5 consists of one (1) Custom Nest With Broken Egg. Feature shall include an 8’ diameter GFRC interactive “nest” with a GFRC “cracked egg” large enough for children to fit inside.
1. Custom Nest With Broken Egg shall be an assembly comprised of an all welded frame assembly cast into a GFRC nest and egg-themed shell.

## 2.06 MANUFACTURER

- A. Provide play items and custom play items by:

GameTime.  
P. O. Box 680121  
Fort Payne, Alabama 35968-0121  
Phone: 1-800-235-2440  
[www.gametime.com](http://www.gametime.com)

or approved equal.

Locally represented by:  
Recreation Concepts, Inc.  
Attn: Don Roberts  
Phone: 1-800-942-1062  
(309) 662-5797 Cell

- B. Liability Insurance: Manufacturer must carry product liability insurance no less than \$25,000,000 for personal injury and property damage.

## 2.07 SUBSTITUTIONS

- A. Submittals for all items shall where applicable, include, but not be limited to, the following data, which are not necessarily required for specified items:
1. Performance characteristics.
  2. Materials.
  3. Finish.
  4. Certification of conformance with specified codes and standard specifications.
- B. Any equipment or material that is to be proposed as an alternate or substitution must be submitted to the Owner nine (9) days prior to the final bid date and **MUST** include a complete set of engineered shop drawings. This must be done in order for the newly proposed substitutions to be considered an approved equal. If the above is not met, these proposed alternates will be rejected.
- C. “Or equal” products must meet all ADA and CPSC regulations and guidelines for safety and accessibility. Or equal products must be submitted nine (9) days prior to the bid date for approval.
- D. Custom Log Crawler has been sketched and estimated by GameTime. “Or Equal” submittals for Custom Log Crawler shall include sketches from two different perspective angles and a plan view, and shall include two Illinois Alligator Snapping Turtles *Macrolemys temminckii* (final product must show species specific traits including shell, coloring, and snout indicative of this native, endangered animal), and three Illinois native bullfrogs *Rana catesbeiana* (final product must show species specific traits including coloring, dorsolateral folds, tympanum, and toes webbed to tips). Log shall be GFRC, approximately 7’ long, 3’ high and hollow with viewing “knotholes” to allow children to play inside and peer out.
- E. Custom Nest With Broken Egg has been sketched and estimated by GameTime. “Or Equal” submittals for Custom Nest With Broken Egg shall include sketches from two different perspective angles and a plan view, and shall include an 8’ diameter GFRC interactive “nest” with a GFRC “cracked egg” large enough for children to fit inside.
- F. Submittals of components or systems considered as “equal” may be rejected if the following criteria are not met:
1. The equipment or material would create a necessary alteration of the structural or architectural design.
  2. Any dimensions altered from the original material or equipment that adversely affects tolerances or accessibility that impair other trades.
- G. Any substitution will be rejected unless authorized in writing by the Owner. If any substitutions are accepted, they are subject to review within a term of the warranty and if proven to be unsatisfactory or defective, then the Contractor shall replace this equipment or material with the original equipment or material specified at his/her own expense.
- H. The material characteristics and requirements described herein are developed to establish a standard of quality and utility for the specified items and to provide dimensional reference for construction documents which are drawn to scale.

## **PART 3: EXECUTION**

### 3.01 EXAMINATION

- A. Examine substrates, areas, and conditions for compliance with requirements of play equipment manufacturer.
- B. Proceed with installation only after unsatisfactory conditions have been corrected.

### 3.02 INSTALLATION

- A. Install all items per manufacturer's printed instructions and as required for a complete installation.
- B. Play equipment will require inspection by CPSC certified inspector, provided by Contractor and any discrepancies corrected before acceptance by Owner's Representative.
- C. Secure each play node with fencing as needed to keep people from playing on play equipment until safety surfacing is installed and allowed to cure.

### 3.03 CLEANING

- A. Clean play items of all soils and residue before Substantial Completion. Use cleaning products and methods recommended by play equipment manufacturer as suitable for equipment.

END OF SECTION 11 68 00



**PART 1: GENERAL**

1.01 RELATED DOCUMENTS

- A. Drawings and general provisions of the Contract, including General and Supplementary Conditions and Division 1 Specification Sections, apply to this Section.

1.02 SUMMARY

- A. This Section includes the following:
  - 1. Site grading and filling to indicated elevations, profiles, and contours.
  - 2. Topsoil distribution and finish grading.
- B. Related Sections include the following:
  - 1. Section “Tree Protection” for tree protection controls to be placed before beginning work.
  - 2. Section “Lawns and Seeding” for seedbed preparation.
- C. **General Note: Most pavement and structures will be placed on grade and will require little grading. Verify all elevations required before beginning grading. The intention is to minimize soil disturbance and compaction whenever possible on the project site.**

1.03 QUALITY ASSURANCE

- A. Materials and methods of construction shall comply with the following standards:
  - 1. Illinois Department of Transportation (IDOT)
  - 2. American Society for Testing and Materials (ASTM)
  - 3. American Association for State Highway and Transportation Officials (AASHTO)
  - 4. National Fire Protection Association (NFPA)

1.04 PROJECT CONDITIONS

- A. Protect existing trees, plants, lawns, and other features designated to remain.
- B. Call J.U.L.I.E. before you dig! 1-800-892-0123
- C. Promptly notify Owner’s Representative of unexpected sub-surface conditions.

**PART 2: PRODUCTS**

2.01 TOPSOIL

- A. Topsoil shall be rich in organic material, silty or sandy loam, free of stones or debris greater than 1”.

### **PART 3: EXECUTION**

#### **3.01 PREPARATION**

- A. Protect structures, utilities, sidewalks, pavements, and other facilities from damage caused by settlement, lateral movement, undermining, washout, and other hazards created by earthwork operations. All damage will be repaired at the expense of the Contractor.
- B. Provide erosion-control measures to prevent erosion or displacement of soils and discharge of soil-bearing water runoff or airborne dust to adjacent properties and walkways.

#### **3.02 SITE GRADING**

- A. General: Most pavement and structures will be placed on grade and will require little grading. Verify all elevations required before beginning grading.
- B. Contractor is responsible for establishing any necessary grade stakes and controls based on surveyor's benchmarks needed on plans.
- C. Perform grading within contract limits, including adjacent transition areas, to new elevations, levels, profiles, and contours indicated. Provide subgrade surfaces parallel to finished surface grades. Provide uniform levels and slopes between new elevations and existing grades.
- D. Grade surfaces to assure areas drain away from structures and to prevent ponding and pockets of surface drainage. Provide subgrade surfaces free from irregular surface changes.
- E. Grading at existing trees to remain:
  - 1. Perform grading, within branch spread of existing trees to remain, by hand methods to elevations indicated.

#### **3.03 EXCAVATION FOR STRUCTURES**

- A. Excavate to indicated elevations and dimensions within a tolerance of plus or minus 1 inch (25 mm). Extend excavations a sufficient distance from structures for placing and removing concrete formwork, for installing services and other construction, and for inspections.
  - 1. Excavations for Footings and Foundations: Do not disturb bottom of excavation. Excavate by hand to final grade just before placing concrete reinforcement. Trim bottoms to required lines and grades to leave solid base to receive other work.

#### **3.04 DRAINAGE**

- A. Provide necessary pumps and drainage lines and maintain excavations, including footings and pits, free from water, ice and snow during excavating and subsequent work operations.
- B. Provide drainage of the working area at all times.

#### **3.05 FILLING, BACKFILLING, AND COMPACTING**

- A. Topsoil not permitted as fill or backfill under paved areas.
- B. Spread approved fill material uniformly in layers not greater than 6" of loose thickness over entire fill area.
  - 1. Maintain surface conditions which permit adequate drainage of rain water and prevent ponding of surface water in pockets. When fill placement is interrupted by rain, remove wet surface materials or permit to dry before placing additional fill material.
- C. Filling at existing trees to remain:
  - 1. Minor fills of 6" or less: Fill with topsoil; hand grade to required finish grade elevation.
- D. Fill all areas of settlement to proper grade before subsequent construction operations are performed.
- E. Compaction:
  - 1. Compact top 6" of subgrade and each layer of fill material at lawns and unpaved areas to 85% of maximum dry density at optimum moisture content in accordance with ASTM D698 Standard Proctor Method.
  - 2. Water settling, puddling, and jetting of fill and backfill materials as a compaction method are not acceptable.
  - 3. Maintain moisture content of materials, during compaction operations within required moisture range to obtain indicated compaction density.
  - 4. Provide adequate equipment to achieve consistent and uniform compaction of fill and backfill

materials.

### 3.06 FINE GRADING

- A. Uniformly distribute and spread topsoil. Provide 6" average depth at lawn areas, 12" at planting areas. Provide additional imported topsoil as required to complete the work. Use loose, dry topsoil. Do not use frozen or muddy topsoil. Place during dry weather.
- B. Fine grade topsoil eliminating rough and low areas to ensure positive drainage. Maintain levels, profiles, and contours of subgrades.
- C. Remove stones, roots, weeds, and debris while spreading topsoil materials. Rake surface clean of stones 1" or larger in any dimension and all debris. Provide surfaces suitable for soil preparation provided under lawn and planting work.
- D. Manually install topsoil within drip line of trees to remain. Avoid damage to root systems.
- E. Maintenance:
  - 1. Protect finish graded areas from traffic and erosion. Keep free of trash and debris. Repair and re-establish grades in settled, eroded, and damaged areas.
  - 2. Where completed areas are disturbed by construction operations or adverse weather, scarify, re-shape, and compact to required density.
  - 3. Restore appearance, quality, and condition of finished surfacing to match adjacent work, and eliminate evidence of restoration to the greatest extent possible.

### 3.07 DISPOSAL OF SURPLUS AND WASTE MATERIALS

- A. Stockpile or spread surplus satisfactory soil at designated storage areas on site as directed by Owner's Representative.
- B. Remove waste material, including unsatisfactory soil, trash, and debris, and legally dispose of it off Owner's property.

END OF SECTION 31 22 00

**PART 1: GENERAL**

**1.01 RELATED DOCUMENTS**

- A. Drawings and general provisions of the Contract, including General and Supplementary Conditions and Division 1 Specification Sections, apply to this Section.

**1.02 SUMMARY**

- A. This Section includes the following:
  - 1. Exterior pervious concrete pavement for sidewalks.
- B. Related Sections include the following:
  - 1. Section “Cast in Place Concrete” for standard concrete curbing, footings, and slabs.

**1.03 SUBMITTALS**

- A. Design Mixes: For each concrete pavement mix. Include alternate mix designs when characteristics of materials, project conditions, weather, test results, or other circumstances warrant adjustments.
- B. Material Certificates: Signed by manufacturers certifying that each of the following materials complies with requirements:
  - 1. Cementitious materials and aggregates.
  - 2. Air entraining Agent.
  - 3. Admixtures.
  - 4. Curing compounds.
  - 5. Joint fillers.

**1.04 QUALITY ASSURANCE**

- A. Installer Qualification Submittals: Furnish to the Owner’s Representative prior to award of contract proof of the following:
  - 1. A minimum of two successfully completed Pervious Concrete projects with addresses.
  - 2. National Ready-Mix Concrete Association certifications for pervious concrete craftsmen, pervious concrete installers, and pervious concrete technicians that will be working on this installation.
    - a. Contractor must employ at least 3 certified pervious concrete technicians, installers, or craftsmen who will be present at all times during concrete placement.
  - 3. Proposed equipment to be used for placement and compaction.

- B. Manufacturer Qualifications: Manufacturer of ready-mixed concrete products complying with ASTM C94 requirements for production facilities and equipment.
  - 1. Manufacturer/Producer must be a member of the National Ready Mixed Concrete Association or supply proof of successful supply of pervious concrete to at least three other pervious concrete projects.
- C. Source Limitations: Obtain each type or class of cementitious material of the same brand from the same manufacturer's plant and each aggregate from one source.
- D. ACI Publications: Comply with ACI 301, "Specification for Structural Concrete", unless modified by the requirements of the Contract Documents.

#### 1.05 TEST PANELS

- A. Regardless of qualifications, the contractor is to place and cure one test panel, minimum 10 ft. x 10ft. at 6" deep, from a trial batch at a specified location by Owner to demonstrate to the Owner's Representative's satisfaction that in-place unit weights can be achieved and a satisfactory pavement can be installed at the site location.
  - 1. Test panels shall be tested for thickness in accordance with ASTM C42; void structure in accordance with ASTM C138; and for core unit weight in accordance with ASTM C140.
  - 2. Satisfactory performance of the test panels will be determined by:
    - a. Compacted thickness no less than 1/4" of specified thickness.
    - b. Panels shall be devoid of any skin of cement at the bottom or top of the slab. Such skin can prevent the passage of water through the slab at its designed percolation rate.
    - c. Void containment of the slab shall be between 15% minimum and 22% maximum.
    - d. Unit weight shall be within plus or minus 5 lb/ft<sup>3</sup> of the design mix.
    - e. Demonstration of sample to have a percolation rate of 90 gallons per hour or more.
  - 3. Once the test requirements are met, the test panel should be removed at the contractor's expense and disposed of in an approved location.

## **PART 2: PRODUCTS**

#### 2.01 GEOTEXTILE FABRIC

- A. General: Provide AASHTO M288 Class 2 Nonwoven extruded polypropylene monofilament geotextile separation fabric between grade and pervious concrete.
  - 1. Grab tensile strength: 160 lbs.
  - 2. Puncture strength: 85 lbs.
  - 3. Water flow rate: 110 gpm/ft<sup>2</sup>
- B. Acceptable products include, but are not limited to:
  - 1. Propex 601 or Geotex 601

## 2.02 FORMS

- A. Form Materials: Plywood, metal, metal-framed plywood, or other approved panel-type materials to provide full-depth, continuous, straight, smooth exposed surfaces.
  - 1. Use flexible or curved forms for curves of a radius 100 feet (30.5 m) or less.
- B. Form-Release Agent: Commercially formulated form-release agent that will not bond with, stain, or adversely affect concrete surfaces and will not impair subsequent treatments of concrete surfaces.

## 2.03 CONCRETE MATERIALS

- A. General: Use the same brand and type of cementitious material from the same manufacturer throughout the Project.
- B. Portland Cement: ASTM C150, Type I.
- C. Fly ash: Fly ash conforming to ASTM C618 may be used in amounts not to exceed 20% of total cementitious material. Total cementitious material to be 550 lbs.
- D. Aggregate: Washed gap-graded 3/8" pea gravel with maximum 6% fines passing through a #4 sieve, free of materials which cause staining or rust spots.
- E. Water: Clean, fresh, and potable.
- F. 3/4" Polypropylene Fiber Reinforcement.

## 2.04 ADMIXTURES

- A. General: Admixtures certified by manufacturer to contain not more than 0.1 percent water-soluble chloride ions by mass of cement and to be compatible with other admixtures.
- B. Air-Entraining Admixture: ASTM C260. A minimum 2 oz. per 100 lbs. of total cementitious weight.
- C. Water-Reducing Admixture: Mid-range 4 oz. per 100 lbs. of total cementitious weight.
- D. Retarding Admixture: ASTM C494, Type B
- E. A hydration stabilizer is recommended in the design and production of pervious concrete. This stabilizer suspends cement hydration by forming a protective barrier around the cementitious particles, which delays the particles from achieving initial set. The hydration stabilizer must also meet the requirements of ASTM C494 Type B Retarding or Type D Water Reducing/Retarding admixtures. Amount added based upon the manufacturer's recommendations.

## 2.05 CURING MATERIALS

- A. Moisture-Retaining Cover: Polyethylene film or white burlap-polyethylene sheet, minimum of 6 mil thick. Ready to be rolled and placed immediately after pervious concrete placement.
- B. Water: Potable.

## 2.06 CONCRETE MIXES

- A. Proportion mixes to provide pervious concrete with the following properties:
  - 1. High porosity, low strength modulus of rupture.
- B. Cement content: Total cementitious material content shall not be less than 550 lbs. per cu. yd.
- C. Use of admixtures shall be in accordance with manufacturer's instructions and recommendations.
- D. Mix Water shall be such that the cement paste displays a wet metallic sheen without causing the paste to flow from the aggregate. Mix water yielding a cement paste with a dull-dry appearance has insufficient water for hydration.
  - 1. Insufficient water results in inconsistency in the mix and poor bond strength. This will cause the aggregate to separate from the pavement over time.
  - 2. High water content results in the paste sealing the void system primarily at the bottom of the slab and poor surface bond.

### **PART 3: EXECUTION**

#### **3.01 PREPARATION**

- A. Prepare soil surface by spraying existing vegetation only within path and fill limits with glyphosate-based herbicide.
- B. Apply in the morning as soon as dew is gone at least three days before concrete pours are scheduled.
  - 1. Do not apply if wind is over 5 mph.

#### **3.02 EDGE FORMS AND SCREED CONSTRUCTION**

- A. Set, brace, and secure edge forms, bulkheads, and intermediate screed guides for pavement to required lines, grades, and elevations. Install forms to allow continuous progress of work and so forms can remain in place at least 24 hours after concrete placement.
- B. Clean forms after each use and coat with form release agent to ensure separation from concrete without damage.

#### **3.03 JOINTS**

- A. Contraction Joints: Using a rolling jointer, "pizza cutter", a minimum of two joints shall be made and aligned with adjacent concrete joints.
- B. Edging: Tool edges of pavement, in concrete after initial floating with an edging tool or tamper. Eliminate tool marks on concrete surfaces.
  - 1. See plan details for edging adjacent to safety surfacing.

#### **3.04 CONCRETE PLACEMENT**

- A. Inspection: Before placing concrete, inspect and complete formwork installation, reinforcement steel, and items to be embedded or cast in. Notify other trades to permit installation of their work.



- B. Remove snow, ice, or frost from subbase surface and reinforcement before placing concrete. Do not place concrete on frozen surfaces.
- C. Moisten subbase to provide a uniform dampened condition at the time concrete is placed. Do not place concrete around structures until they are at the required finish elevation and alignment.
- D. Pervious Concrete mixture must be mixed off-site and transported for use within one hour of the introduction of mix water, unless otherwise approved by Owner's Representative. This time can be increased to 90 minutes when utilizing a hydration stabilizer. Each batch shall be inspected by a qualified agent as indicated by the Owner's Representative, for appearance of concrete uniformity.
- E. Do not add water to concrete during delivery, at Project site, or during placement except at the direction of the Owner's Representative.
- F. Deposit concrete as close to its final position as practical and in a continuous operation to be completed as quickly as possible. Do not push or drag concrete into place or use vibrators to move concrete into place.
  - 1. Pervious concrete does not lend itself to being pumped, however it can be placed using a belt conveyor.
- G. The contractor shall provide mechanical equipment of either slipform or form riding with a following compactive unit that will provide a minimum of 10 psi vertical force.
  - 1. The pervious concrete will be placed to the required cross section and shall not deviate more than plus or minus 3/8" in 10 feet from the profile grade.
  - 2. If placing equipment does not provide the minimum specified vertical force, a full width roller or other full width compaction device that provides sufficient compactive effort shall be used immediately following the strike-off operation.
  - 3. If vibration, internal or surface applied, is used, it shall be shut off immediately when forward progress is halted for any reason.
- H. During placement, care should be taken to avoid workers stepping into the mix during placement. Footprints can compress and force cement paste into the voids at the bottom of the slab, forming resistance to the percolation through the slab.
- I. Cold-Weather Placement: Comply with ACI 306.1 and as follows. Protect concrete work from physical damage or reduced strength that could be caused by frost, freezing actions, or low temperatures.
- J. Hot-Weather Placement: Place concrete according to recommendations in ACI 305R and as follows when hot-weather conditions exist:
  - 1. Cool ingredients before mixing to maintain concrete temperature at time of placement below 90 deg F (32 deg C). Chilled mixing water or chopped ice may be used to control temperature, provided water equivalent of ice is calculated to total amount of mixing water. Using liquid nitrogen to cool concrete is Contractor's option.
  - 2. Fog-spray forms, and subgrade just before placing concrete. Keep subgrade moisture uniform without standing water, soft spots, or dry areas.

### 3.05 CONCRETE FINISHING

- A. **After mechanical or other approved strike-off and compaction operation, no other finishing operation will be allowed.**

### 3.06 CONCRETE PROTECTION AND CURING

- A. General: Protect freshly placed concrete from premature drying and excessive cold or hot temperatures. Comply with ACI 306.1 for cold-weather protection and following recommendations in ACI 305R for hot-weather protection during curing.
- B. Protect concrete work from damage due to construction until final acceptance. Exclude construction traffic from concrete pavements for at least 14 days.
- C. Begin curing operations within 5 minutes after final placement operations of pervious concrete.
- D. Curing:
  - 1. Fog or light mist shall be sprayed above the surface when required due to ambient conditions (temperature, wind, and humidity).
  - 2. Apply waterborne acrylic transparent curing and sealing dustproofing compound.
    - a. Use Kure-n-Seal WB or equal.
  - 3. Cure concrete by Moisture-Retaining-Cover Curing: Immediately cover concrete surfaces with a minimum 6 mil thick polyethylene sheet or other approved moisture-retaining cover for curing concrete, placed in widest practicable width, with sides and ends lapped at least 12 inches (300 mm), and sealed by waterproof tape or adhesive. Immediately repair any holes or tears during curing period using cover material and waterproof tape. All exposed edges of pervious concrete shall be secured (without using dirt or stone) to prevent dislocation due to winds or adjacent traffic conditions. **Must be air tight to prevent raveling.**
  - 4. Cross roll moisture retaining cover.
  - 5. Leave moisture retaining cover in place for a minimum of 7 days.
- E. If ambient air temperature is above 80 F, plastic sheet covering shall be sprayed with water daily.

### 3.07 REPAIRS AND PROTECTION

- A. Sawcut, remove and replace concrete pavement that is broken, damaged, or defective, or does not meet requirements in this Section.
- B. Protect concrete from damage. Exclude traffic from pavement for at least 14 days after placement. When construction traffic is permitted, maintain pavement as clean as possible by removing surface stains and spillage of materials as they occur.
- C. Maintain concrete pavement free of stains, discoloration, dirt, and other foreign material. Sweep concrete pavement not more than two days before date scheduled for Substantial Completion inspections.

END OF SECTION 32 13 43

**PART 1: GENERAL**

1.01 RELATED DOCUMENTS

- A. Drawings and general provisions of the Contract, including General and Supplementary Conditions and Division 1 Specification Sections, apply to this Section.

1.02 SUMMARY

- A. This Section includes the following:
  - 1. Bituminous set precast specialty concrete pavers
  - 2. Bituminous set brick pavers
  - 3. Bituminous Setting Bed
  - 4. Polymeric Joint Sand
- B. Related Sections include the following:
  - 1. Section "Cast in Place Concrete" for unit paver concrete base
  - 2. Section "Pervious Concrete" for sidewalk paving
  - 3. Section "Earthwork" for excavation and fill

1.03 QUALITY ASSURANCE

- A. All products under this section, both precast specialty concrete pavers and brick pavers, shall be produced by a manufacturer having not less than fifteen years experience in the manufacture of their product.
- B. Each paver manufacture shall provide proof of satisfactory field performance of their product in a freeze-thaw environment.
- C. Installation Contractor Qualifications: Contractor shall submit references of at least 5 successful projects using similar materials and techniques such as detailed in this project.

1.04 DELIVERY STORAGE AND HANDLING

- A. Deliver, handle, and store unit pavers in a manner to prevent damage. Units shall be stored on clean, non-staining pallets. Damaged or otherwise unsuitable materials shall be removed from the job site immediately.
- B. Remove coverings, strapping, etc. that may cause staining or discoloration of unit pavers.
- C. Store unit pavers securely to avoid theft and vandalism.

**PART 2: PRODUCTS**

## 2.01 PRECAST SPECIALTY CONCRETE PAVERS

- A. Precast specialty concrete pavers shall be Wausau Tile, Inc. WG-40 washed glass pavers.
1. Size: 16" x 16"
  2. Thickness: 2"
  3. Color: Blue (WG-40)
  4. Installation Pattern: As shown in details
  5. Wausau Tile  
PO Box 1520  
9001 Bus. Hwy 51  
Wausau, Wisconsin 54402  
Tel.: 1-800-388-8728  
Tel.: 715-359-3121  
Fax.: 715-355-4627  
Email: [wtile@wausautile.com](mailto:wtile@wausautile.com)  
[www.wausautile.com](http://www.wausautile.com)
- B. Paver Specifications:
1. Portland Cement: ASTM C150
  2. Aggregate: Normal Weight ASTM C33
  3. Compressive Strength: 8,000 psi tested in accordance to ASTM C140
  4. Water Absorption: Not greater than 6%
  5. Freeze/thaw: Shall meet durability tests f ASTM C67 with no breakage.
  6. Center Load: Shall support a minimum of 1,850 lbs
  7. Sizing: Variations in dimension shall not exceed 1/16" from width, height, length, thickness, or warpage.
- C. "Or Equal" products may be reviewed by Owner's Representative.

## 2.02 BRICK PAVERS

- A. General: Brick Pavers shall be standard size 4" x 8" x 2-1/4" clay pavers.
- B. Color: Three (3) paver colors or color mixes shall be chosen by Owner's Representative from Manufacturer's full range of clay paver colors and styles.
1. Contractor shall submit samples of each color and color mix of Manufacturer's full color range to Owner's Representative.
- C. Acceptable Manufacturer's include:
1. Belden Brick Company

PO Box 20910  
Canton, Ohio 44701-0910  
Tel: 330-451-2031

2. Glen-Gery Brick  
1166 Spring Street  
PO Box 7001  
Wyomissing, PA 19610-6001  
Tel: 610-374-4011
3. Whitacre Greer Company  
1400 S. Mahoning Ave.  
Alliance, OH 44601  
Tel: 330-823-1610

### 2.03 BITUMINOUS SETTING BED

- A. General: Provide bituminous setting bed over concrete slab for brick and specialty concrete pavers.
1. Asphalt Cement: ASTM D 3381 viscosity grade AC-10 or AC-20.
  2. Fine Aggregate: Clean, hard sand, free of organic matter, uniformly graded from coarse to fine, all passing the No. 4 sieve.
  3. Mix: Provide plant mixed asphalt setting bed by combining dry fine aggregate (approximately 93 percent) and hot asphalt cement (approximately 7 percent) and heat to approximately 300 degrees F. Provide each ton of setting material apportioned by weight with the approximate ratio of 145 lbs. of asphalt to 1,855 lbs. of sand.
  4. Setting Bed Primer: Cut back asphalt, ASTM D 2028.
  5. Asphalt Adhesive: Standard neoprene modified asphalt adhesive containing oxidized asphalt combined with 2% neoprene and 10% long-fibered mineral fibers with a softening point of 155 degrees F.

### 2.04 POLYMERIC JOINT SAND

- A. General: Provide commercial-grade polymeric stabilizing sand for all joints.
1. Mixture shall be properly graded and contain no organics.
  2. Color to be Grey.
  3. Product to be Unicare Polymeric Sand Max or approved equal.  
Unilock Chicago  
301 East Sullivan Road  
Aurora, IL 60505  
Tel.: 630-892-9191

## **PART 3: EXECUTION**

### 3.01 DELIVERY OF BRICK PAVERS FOR ENGRAVING

- C. All brick pavers shall be delivered to the engraver for donor engraving before installation.

1. Engraver is located at:  
Alan Roth Enterprises, Inc.  
105 W. Kauffman St.  
Congerville, IL 61729

2. Actual engraving shall be Not In Contract, only delivery and pickup. Owner shall contract with engraver separately.

3. If engraver changes, a change order based on change in travel distance shall be issued to Contractor to cover delivery and pickup costs.

### 3.02 INSPECTION

- A. General: Examine all surfaces to receive parts of the work. Verify dimensions and depths. Do not proceed with the work until unsatisfactory conditions have been corrected. Installation of precast concrete specialty pavers or brick pavers and associated construction constitutes acceptance of the adjacent and underlying construction.

### 3.03 INSTALLATION OF BITUMINOUS SETTING BED

- A. Place solid steel 3/4" thick control bars directly on base or slab. Install shims under bars for minor adjustments of depth and finish paver elevations and slopes. Place bars parallel to each other to serve as guides for strike-off boards.
- B. Place asphalt setting bed at not less than 200 degrees F. in panels between control bars on the primed concrete slab or binder course to not less than 3/4 inch compacted thickness. Spread material and strike off by pulling the material with a 12 foot long x 2 inch x 6 inch wood board several times to produce a smooth firm and even setting bed. Add fresh material in low, porous spots after each pass of the strike-off board. After each panel is complete remove and advance the first control bar to the next panel position in readiness for placing and striking adjacent panels. Fill in depressions left by the control bar and any shims.
- C. Roll setting bed with a roller (not over one ton in weight) to a nominal depth of 3/4 inch thick while it is still hot. Add additional material to adjust thickness required and to allow for setting of pavers to finish elevations and slopes.
  - 1. If setting bed is installed greater than 1 1/2 inch thick, place in two equal lifts. Place the second lift immediately after the first to assure bond between lifts.
  - 2. If pavers are not installed immediately after setting bed, provide protection of setting bed with minimum 1/2 inch plywood sheet laid on the setting bed with butted joints. Repair all damage to the setting bed prior to installing pavers.

### 3.04 PAVER INSTALLATION

- A. Install precast concrete pavers and brick pavers in locations, patterns and at elevations and with slopes for surface drainage as shown on the Drawings. Install precast concrete pavers and brick pavers in accordance with the manufacturer's printed installation instructions and the final reviewed shop drawings.
- B. Apply neoprene-modified asphalt adhesive on the cured setting bed by squeegeeing or troweling. If troweled on, use a trowel with serrations not exceeding 1/16 inch depth. Place adhesive to not more than 1/16 inch thickness over the total surface of the setting bed. Do not begin installation of pavers until adhesive is dry to the touch.
- C. Lay out pavement in maximum 30 foot working area modules. Set pavers by hand on dry adhesive in patterns shown on the Drawings with hand tight joints 1/16 to 1/8 inch wide joints and uniform top surfaces.

- D. Field cut pavers in accordance with manufacturer's recommendations for methods, equipment and precautions.
- E. Maintain accurate alignment and check for creep and shrinkage. Make adjustments to creep and shrinkage within the 30 foot module area.
- F. Sweep polymeric joint sand over pavement surface to fill joints immediately after installing pavers on setting bed. Brush in sand until joints are completely filled and remove surplus sand by brush.
- G. Compaction: Pass a vibratory plate compactor over the entire surface.
- H. Repeat sweeping of sand into joints and compaction until joints are completely packed.
- I. Sweep surface then remove all residue with a leaf-type blower. Surfaces must be completely free of polymeric sand before wetting.
- J. Wet area 30 seconds at a time without causing sand to run out of joints. Repeat, then use a leaf blower to remove excess water and any polymer residue.
- K. Protect newly laid pavers, slabs and curbs with plywood panels on which workers stand. Advance protective panels as work progresses but maintain protection in areas subject to continued movement of materials and equipment to avoid creating depressions or disrupting alignment of installed pavers.

### 3.07 CLEANING AND PROTECTION

- A. Remove and replace pavers which are loose, chipped, broken, stained, or otherwise damaged, or if units do not match adjoining units as intended. Provide new units to match adjoining units and install in same manner as original units, with same joint treatment to eliminate evidence of replacement.
- B. Remove staining and all other types of soiling from exposed paver surfaces, wash and scrub clean.

END OF SECTION 32 14 10

**PART 1: GENERAL**

**1.01 RELATED DOCUMENTS**

- A. Drawings and general provisions of the Contract, including General and Supplementary Conditions and Division 1 Specification Sections, apply to this Section.

**1.02 SUMMARY**

- A. This Section includes the following:
  - 1. Unitary Synthetic Bonded Rubber Seamless Surfacing
- B. Related Sections include the following:
  - 1. Section “Earthwork” for grading and subbase preparation.
  - 2. Section “Recreation Equipment” for playground equipment.
  - 3. Division 3 Section “Cast in Place Concrete” for post footings and slabs.

**1.03 SUBMITTALS**

- A. Product Data: Submit manufacturer’s product data and installation instructions.
- B. Product Samples: Submit minimum 6”x6”x2” sample of cured surfacing.
- C. Installer Certificates: Signed by manufacturer certifying installer’s compliance with requirements.
- D. Product Certificates: Signed by manufacturer of playground surface system certifying that protective surfacing furnished complies with ASTM F1292 and F1951, CPSC, etc., based on comprehensive testing of current products.
- E. Material test reports from IPEMA
- F. Maintenance requirements.

**1.04 QUALITY ASSURANCE**

- A. Installer Qualifications: Engage an installer who is certified in writing by playground surface system manufacturer to install playground surface system specified.
- B. Standards and Guidelines: Provide playground surface systems complying with applicable provisions of the following, unless more stringent provisions are indicated: CPSC No. 325 “Handbook for Public Playground Safety” ASTM F1292, ASTM F1487, and ASTM F1951.
- C. Provide for inspection of finished product placement by CPSI certified individual.



#### 1.05 DELIVERY, STORAGE, AND HANDLING

- A. Deliver materials in manufacturer's original unopened and undamaged containers with identification labels intact.
- B. Do not deliver material more than 3 days in advance of installation/placement.
- C. Material shall be kept clean, dry, protected from weather and theft.
- D. Material shall not be allowed to intermix with other materials on site such as dirt, sand, or waste.

#### 1.06 ENVIRONMENTAL LIMITATIONS

- A. Do not apply materials over wet or frozen subgrades.
- B. Proceed with installation only when existing and forecasted weather conditions permit installation to be performed according to manufacturer's written instructions.
- C. Install surfacing system when minimum ambient temperature is 40 F and maximum ambient temperature is 90 F and will remain so for at least 72 hours after completion.
- D. Do not install in steady or heavy rain.

#### 1.07 COORDINATION

- A. Coordinate surface system installation with installation of playground equipment. Surface system shall be installed as soon as practical after installation of playground equipment.

#### 1.08 WARRANTY

- A. Warranty: Manufacturer's standard warranty in which manufacturer agrees to repair or replace components of playground surface systems that fail in materials or workmanship within specified warranty period.
- B. Failures include but are not limited to the following:
  - 1. Reduction in impact attenuation
  - 2. Deterioration of the surface and other materials beyond normal weathering.
- C. Warranty Period: Three years from Final Completion.

### **PART 2: PRODUCTS**

#### 2.01 BONDED RUBBER SEAMLESS SURFACE

- A. Surface System: Poured-in-place, single-layer system. Provide manufacturer's standard thickness as required for overall thickness indicated, tested for impact attenuation according to ASTM F1292 and for accessibility according to ASTM F1951.
  - 1. Basis of Design Product: Subject to compliance with requirements, provide GT Impax Bonded Rubber by GameTime or approved equal product.

GameTime

P.O. Box 680121  
Fort Wayne, Indiana  
[www.Gametime.com](http://www.Gametime.com)

Locally represented by:  
Recreation Concepts, Inc.  
Attn: Don Roberts  
Ph: 1-800-942-1062  
Cell: 309-662-5797

2. Cushion Course: Manufacturer's standard blend of recycled SBR rubber, particles forming an integral wearing course and cushion course, site mixed and applied.
3. Binder: Weather-resistant, UV stabilized, flexible, non-hardening, 100 percent solids polyurethane No polyols or extenders will be permitted.
4. Overall thickness: As indicated.
5. Primer/Adhesive: Manufacturer's standard primer and weather-resistant, moisture-cured polyurethane adhesive suitable for unit, substrate, and location indicated.
6. Color: As selected by Owner's Representative from manufacturer's full range.
7. Leveling and Patching Material: Portland cement-based grout or epoxy- or polyurethane based formulation suitable for exterior use and approved by playground surface system manufacturer.

## 2.02 PLAYGROUND SURFACE SYSTEMS

- A. Accessibility: Provide playground surface system determined to be accessible according to ASTM F1951 and designed to comply with requirements for an accessible route as recommended by U.S. Architectural and Transportation Barriers Compliance Board's "ADA Accessibility Guidelines for Buildings and Facilities", and by the Illinois Department of Natural Resources.
- B. Impact Attenuation: Provide playground surfacing system certified by IPEMA and tested successfully by ASTM F1292.

## **PART 3: EXECUTION**

### 3.01 EXAMINATION

- A. Examine substrates, areas, and conditions, with Installer present, for compliance with requirements for subgrade and substrate conditions, for compliance with playground surface system manufacturer's requirements, and for other conditions affecting performance.
- B. Proceed with installation only after unsatisfactory conditions have been corrected.
- C. Hard Surface Substrates: Verify that substrates are satisfactory for non-loose fill playground surface system installation and that substrate surfaces are dry, cured (minimum 7 days), and uniformly sloped to drain within recommended tolerances according to playground surface system manufacturer's written requirements for cross-section profile.

### 3.02 PREPARATION

- A. Stake locations of playground perimeter, playground equipment, use zones, and pathways. Clearly indicate locations of subgrade drainage systems, underground structures, and utility locations.
- B. General: Prepare substrates to receive surfacing products according to playground surface system manufacturer's written instructions. Verify that substrates are sound without high spots, ridges, holes, and depressions.

### 3.03 INSTALLATION, GENERAL

- A. General: Comply with playground surface system manufacturer's written installation instructions. Install playground surface system over area and in thickness indicated and as required to comply with specified requirements for impact-attenuation performance and, where indicated, for accessibility.

### 3.04 INSTALLATION OF SEAMLESS PLAYGROUND SURFACE SYSTEMS

- A. Seamless Surface: Mix and apply components of playground surface system according to manufacturer's written instructions to produce a uniform, monolithic wearing surface and impact-attenuating system of total thickness indicated.
  - 1. Substrate Primer/Urethane Binder: Apply over prepared substrate at manufacturer's standard spreading rate for type of substrate.
  - 2. Bonded Rubber: Spread evenly over primed substrate to form a uniform layer applied at manufacturer's standard spreading rate in one continuous operation, with no cold joints. Finish surface to produce manufacturer's standard wearing-surface texture.
  - 3. Urethane Binder Topcoat: Spray or roller applied at manufacturer's standard coating rate in one continuous operation.
  - 4. Edge Treatment: As indicated. Fully adhere edges to substrate with full coverage of substrate. Maintain fully cushioned thickness required to comply with safety performance requirements.

### 3.05 CLEANING AND PROTECTION

- A. Prevent traffic over system for not less than 48 hours after installation. Protect playground surface system from damage and wear during the remainder of the construction period. Clean playground surface system after time period recommended in writing by playground surface system manufacturer but not more than four days before dates scheduled for inspections intended to establish date of Substantial Completion. Use cleaning materials and procedures recommended in writing by playground surface system manufacturer.
  - 1. During installation of adhesively applied products, immediately remove visible adhesive from surfaces. Use cleaner recommended by playground surface system manufacturer.

END OF SECTION 321816

**PART 1: GENERAL**

**1.01 RELATED DOCUMENTS**

- A. Drawings and general provisions of the Contract, including General and Supplementary Conditions and Division 1 Specification Sections, apply to this Section.
- B. Related Sections include the following:
  - 1. Section “Earthwork” for topsoil and fine grading.
  - 2. Section “Trees and Shrubs” for tree planting.

**1.02 SUMMARY**

- A. This Section includes the following:
  - 1. Seedbed preparation
  - 2. Turfgrass Seeding and Fertilization
  - 3. Maintenance

**1.03 SUBMITTALS**

- A. Installer Qualifications: Submit installer qualifications as noted under quality assurance.
- B. Certification of Grass Seed: From seed vendor for each grass-seed monostand or mixture stating the botanical and common name and percentage by weight of each species and variety, and percentage of purity, germination, and weed seed. Include the year of production and date of packaging.
- C. Qualification Data: For landscape installer.
- D. Planting Schedule: Indicating anticipated planting dates for each type of planting.
- E. Maintenance Instructions: Recommended procedures to be established by Owner for maintenance of lawns during a calendar year. Submit before expiration of required maintenance periods.

**1.04 QUALITY ASSURANCE**

- A. Installer Qualifications, Turfgrass:
  - 1. Installer must have a work record of at least ten (10) successful turf seeding projects similar to this project. Provide list and contact numbers for at least five (5) projects.

**1.05 DELIVERY, STORAGE, AND HANDLING**

- A. Seed: Deliver seed in original sealed, labeled, and undamaged containers. Store in a manner to prevent wetting and deterioration.

## 1.06 PROJECT CONDITIONS

- A. Notification: Notify Owner's Representative at least 7 working days prior to the start of seeding operations.
- B. Perform seeding work only after planting and other work affecting ground surface has been completed.
- C. Restrict traffic from lawn areas until grass is established.
- D. Provide hose and lawn watering equipment as required.

## 1.07 TURFGRASS WARRANTY

- A. Provide a uniform stand of grass by watering, mowing, and maintaining seeded areas until final acceptance. Reseed areas, with specified materials, which fail to provide a uniform stand of grass until all affected areas are accepted by Owner's Representative.

# **PART 2: PRODUCTS**

## 2.01 SEED

- A. Turfgrass Seed: Fresh, clean, and new-crop seed mixture.
  - 1. Composed of the following varieties, mixed to the specified proportions by weight and tested to minimum percentages of purity and germination. Poa annua, bent grass, and noxious weed seed free.
  - 2. Proportions by weight:

Bensun Kentucky Bluegrass	20%
Glade Kentucky Bluegrass	20%
Shadow E Chewings Fescue	15%
Dawson Creeping Red Fescue	15%
Scaldis Hard Fescue	15%
Aruba Creeping Red Fescue	15%

Ratio: 5 lbs/1000 sq. ft.

## 2.02 FERTILIZER

- A. Slow-Release Fertilizer: Provide slow release commercial 11-9-4 fertilizer delivered to the site in bags. Labeled with the manufacturer's guaranteed analysis.

## 2.03 GERMINATION BLANKET

- A. Blanket shall consist of a machine produced mat of wood or natural fiber of 6" or longer fiber length. The matrix shall have a 90 day biodegradable plastic mesh with a maximum opening of 2" x 1". Netting shall be adhered to the blanket of fibers by biodegradable thread or applied biodegradable adhesive.

# **PART 3: EXECUTION**

## 3.01 EXAMINATION

- A. Examine areas to receive lawn seeding. Correct conditions detrimental to timely and proper completion of the work. Do not proceed until unsatisfactory conditions are corrected.

### 3.02 TURFGRASS PREPARATION

- A. Spread topsoil as required to provide a smooth seed bed.
- B. Grade seed beds to remove all ridges and depressions, and to provide smooth, continuous, firm planes that ensure proper drainage.
- C. Remove all rocks (>1”), soil lumps, sticks, and other deleterious material.

### 3.03 TURFGRASS PLANTING

- A. Sow turfgrass seed at 5 lbs./1000 sq. ft. Seed may be broadcast and lightly raked, or slit-seeded at Contractor’s option. Either method shall require two passes at right angles to evenly distribute seed.
- B. Promptly after seeding, wet seed bed thoroughly, and keep moist throughout germination period.
- C. Fertilizer: Apply specified fertilizer at 20 lbs./1000 sq. ft. and rake lightly into soil.
- D. Apply germination blankets and stake to ground using flush pins.
- E. Protect turf areas from trampling until final completion.

### 3.04 SATISFACTORY TURFGRASS LAWN

- A. Satisfactory Seeded Lawn: At end of maintenance period, a healthy, uniform, close stand of grass has been established, free of weeds and surface irregularities, with coverage exceeding 90% over any 10 sq. ft. area, and bare spots not exceeding 5” x 5”.
- B. Reestablish lawns that do not comply with requirements and continue maintenance until lawns are satisfactory.

### 3.05 LAWN MAINTENANCE

- A. Begin maintenance immediately after each area is planted and continue until acceptable lawn is established.
- B. Maintain and establish lawn by watering, fertilizing, weeding, mowing, trimming, replanting, and other operations. Roll, regrade, and replant bare or eroded areas and remulch to produce a uniformly smooth lawn.
- C. Watering: Provide and maintain temporary piping, hoses, and lawn-watering equipment to convey water from sources and to keep lawn uniformly moist to a depth of 4 inches (100 mm).
- D. Mow lawn as soon as top growth is tall enough to cut. Repeat mowing to maintain specified height without cutting more than 40 percent of grass height. Remove no more than 40 percent of grass-leaf growth in initial or subsequent mowings. Do not delay mowing until grass blades bend over and become matted. Do not mow when grass is wet. Schedule initial and subsequent mowings to maintain the following grass height:
  - 1. Mow grass to 2” high.

### 3.06 CLEANUP AND PROTECTION

- A. Promptly remove soil and debris created by lawn work from paved areas. Clean wheels of vehicles before leaving site to avoid tracking soil onto roads, walks, or other paved areas.

- B. Erect barricades and warning signs as required to protect newly planted areas from traffic. Maintain barricades throughout maintenance period and remove after lawn is established.
- C. Remove erosion-control measures after grass establishment period.

END OF SECTION 32 92 00

**PART 1: GENERAL**

**1.01 RELATED DOCUMENTS**

- A. Drawings and general provisions of the Contract, including General and Supplementary Conditions and Division 1 Specification Sections, apply to this Section.
- B. Related Sections include the following:
  - 1. Section “Lawns and Seeding” for seeding of disturbed ground.

**1.02 SUMMARY**

- A. Provide trees and shrubs as shown and specified. The work includes:
  - 1. Soil preparation.
  - 2. Trees and shrubs.
  - 3. Planting mixes.
  - 4. Mulch and planting accessories.
  - 5. Maintenance.

**1.03 QUALITY ASSURANCE**

- A. Plant names indicated, comply with “Standardized Plant Names” as adopted by the latest edition of the American Joint Committee of Horticultural Nomenclature. Names of varieties not listed conform generally with names accepted by the nursery trade. Provide stock true to botanical name and legibly tagged.
- B. Comply with sizing and grading standards of the latest edition of “American Standard for Nursery Stock”. A plant shall be dimensioned as it stands in its natural position.
- C. All plants shall be nursery grown under climatic conditions similar to those in the locality of the project for a minimum of 2 years.
- D. Stock furnished shall be at least the minimum size indicated. Larger stock is acceptable, at no additional cost, and providing that the larger plants will not be cut back to size indicated.
- E. Plants may be inspected and approved at the place of growth, for compliance with specification requirements for quality, size, and variety.
  - 1. Such approval shall not impair the right of inspection and rejection upon delivery at the site or during the progress of the work.

**1.04 SUBMITTALS**

- A. Submit the following material samples:
  - 1. Mulch.



## 1.05 DELIVERY, STORAGE, AND HANDLING

- A. Take all precautions customary in good trade practice in preparing plants for moving. Workmanship that fails to meet the highest standards will be rejected. Spray plants in foliage with an approved "Anti-Desiccant" immediately after digging to prevent dehydration. Dig, pack, transport, and handle plants with care to ensure protection against injury. Protect all plants from drying out. If plants cannot be planted immediately upon delivery, properly protect them with soil, wet peat moss, or in a manner acceptable to the Owner's Representative. Water heeled-in plantings daily. No plant shall be bound with rope or wire in a manner that could damage or break the branches.
- B. Cover plants transported in open vehicles with a protective covering to prevent wind burn.
- C. Provide dry, loose topsoil for planting bed mixes. Frozen or muddy topsoil is not acceptable.

## 1.06 PROJECT CONDITIONS

- A. Work notification: Notify Owner's Representative at least 7 working days prior to installation of plant material.
- B. Protect existing utilities, paving, and other facilities from damage caused by landscaping operations.
- C. A complete list of plants, including a schedule of sizes, quantities, and other requirements is shown on the drawings. In the event that quantity discrepancies or material omissions occur in the plant materials list, the planting plans shall govern.

## 1.07 WARRANTY

- A. Warrant plant material to remain alive and be in healthy, vigorous condition for a period of 1 year after completion and acceptance of entire project.
  - 1. Inspection of plants will be made by the Owner's Representative at completion of planting.
- B. Replace, in accordance with the drawings and specifications, all plants that are dead or, as determined by the Owner's Representative, are in an unhealthy or unsightly condition, and have lost their natural shape due to dead branches, or other causes due to the Contractor's negligence. The cost of such replacement(s) is at Contractor's expense. Warrant all replacement plants for 1 year after installation.
- C. Warranty shall not include damage or loss of trees, plants, or ground covers caused by fires, floods, freezing rains, lightning storms, or winds over 75 miles per hour, winter kill caused by extreme cold and severe winter conditions not typical of planting area; acts of vandalism or negligence on the part of the Owner.
- D. Remove and immediately replace all plants, as determined by the Owner's Representative, to be unsatisfactory during the initial planting installation.

## **PART 2: PRODUCTS**

### 2.01 MATERIALS

- A. Plants: Provide plants typical of their species or variety; with normal, densely-developed branches and vigorous, fibrous root systems. Provide only sound, healthy, vigorous plants free from defects, disfiguring knots, sunscald injuries, frost cracks, abrasions of the bark, plant diseases, insect eggs, borers, and all forms of infestation. All plants shall have a fully developed form without voids and open spaces. Plants held in storage will be rejected if they show signs of growth during storage.

1. Dig balled and burlapped plants with firm, natural balls of earth of sufficient diameter and depth to encompass the fibrous and feeding root system necessary for full recovery of the plant. Material 1 ½" caliper or larger shall be root pruned a minimum of 45 calendar days before being dug and such fact shall be certified by the grower's on their invoices. Provide ball sizes complying with the latest edition of the "American Standard for Nursery Stock". Cracked or mushroomed balls are not acceptable.
2. Container-grown stock: Grown in a container for sufficient length of time for the root system to have developed to hold its soil together, firm and whole.
  - a) No plants shall be loose in the container.
  - b) Container stock shall not be pot bound.
3. Provide tree species that mature at heights over 25'-0" with a single main trunk. Trees that have the main trunk forming a "Y" shape are not acceptable.
4. Plants planted in rows shall be matched in form.
5. Plants larger than those specified in the plant list may be used at no additional cost to the Owner, when acceptable to the Owner's Representative.
6. The height of the trees, measured from the crown of the roots to the top of the top branch, shall not be less than the minimum size designated in the plant list.
7. No pruning wounds shall be present with a diameter of more than 1" and such wounds must show vigorous bark on all edges.
8. Evergreen trees shall be branched to the ground.
9. Shrubs and small plants shall meet the requirements for spread and height indicated in the plant list.
  - a) The measurements for height shall be taken from the ground level to the average height of the top of the plant and not the longest branch.
  - b) Thin plants will not be accepted.
  - c) Side branches shall be generous, well-twiggged, and the plant as a whole well-bushed to the ground.
  - d) Plants shall be in a moist, vigorous condition, free from dead wood, bruises, or other root or branch injuries.

## 2.02 ACCESSORIES

- A. Topsoil for Planting Beds: Fertile, friable, natural topsoil of loamy character, without admixture of subsoil material, obtained from a well-drained arable site, reasonably free from clay, lumps, coarse sands, stones, plants, roots, sticks, and other foreign materials, with acidity range of between pH 6.0 and 6.8.
- B. Anti-Desiccant: Protective film emulsion providing a protective film over plant surfaces; permeable to permit transpiration. Mixed and applied in accordance with manufacturer's instructions.
- C. Mulch: 6 month old well rotted shredded native hardwood bark mulch not larger than 4" in length and ½" in width, free of woodchips and sawdust.
- D. Water: Free of substances harmful to plant growth. Hoses or other methods of transportation furnished by Contractor.

- E. Stakes for Staking: Hardwood, 2" x 2" x 8'-0" long.
- F. Stakes for Guying: Hardwood, 2" x 2" x 36" long.
- G. Guying/Staking Wire: No. 10 or 12 gage galvanized wire.
  - 1. Turnbuckles: Galvanized steel of size and gage required to provide tensile strength equal to that of the wire. Turnbuckle openings shall be at least 3".
- H. Staking and Guying Hose: Two-ply, reinforced garden hose not less than ½" inside diameter.
- I. Twine: Two-ply jute material.

### **PART 3: EXECUTION**

#### **3.01 INSPECTION**

- A. Examine proposed planting areas and conditions of installation. Do not start planting work until unsatisfactory conditions are corrected.

#### **3.02 PREPARATION**

- B. Time of planting:
  - 1. Evergreen material: Plant evergreen materials between September 1 and November 1 or in spring before new growth begins. If project requirements require planting at other times, plants shall be sprayed with anti-desiccant prior to planting operations.
  - 2. Deciduous material: Plant deciduous materials in a dormant condition. If deciduous trees are planted in-leaf, they shall be sprayed with an anti-desiccant prior to planting operation.
- C. Planting shall be performed only by experienced workmen familiar with planting procedures under the supervision of a qualified supervisor.
- D. Locate plants as indicated or as approved in the field after staking by the Contractor. If obstructions are encountered that are not shown on the drawings, do not proceed with planting operations until alternate plant locations have been selected.
- E. Excavate circular plant pits with vertical sides, except for plants specifically indicated to be planted in beds. Provide shrub pits at least 12" greater than the diameter of the root system and 24" greater for trees. Depth of pit shall accommodate the root system. Scarify the bottom of the pit to a depth of 4". Remove excavated materials from the site.
- F. Provide pre-mixed planting mixture for use around the balls and roots of the plants consisting of 5 parts planting topsoil to 1 part peat moss.
- G. Provide pre-mixed ground cover bed planting mixture consisting of 3 parts planting topsoil to 1 part peat moss. Provide beds a minimum of 8" deep.

#### **3.03 INSTALLATION**

- A. Set plant material in the planting pit to proper grade and alignment. Set plants upright, plumb, and faced to give the best appearance or relationship to each other or adjacent structure. Set plant material 2"-3" above the finish grade. No filling will be permitted around trunks or stems. Backfill the pit with planting mixture. Do

not use frozen or muddy mixtures for backfilling. Form a ring of soil around the edge of each planting pit to retain water.

- B. After balled and burlapped plants are set, muddle planting soil mixture around bases of balls and fill all voids.
  - 1. Remove all burlap and ropes from the tops of balls.
  - 2. Completely remove all wire and nylon.
  - 3. Remove non-biodegradable grow bags.
- C. Mulching:
  - 1. Mulch tree and shrub planting pits and shrub beds with required mulching material 2" deep immediately after planting. Thoroughly water mulched areas. After watering, rake mulch to provide a uniform finished surface.
- D. Guying, staking:
  - 1. Staking/Guying:
    - a) Stake/guy all trees immediately after lawn seeding or sodding operations and prior to acceptance. When high winds or other conditions which may affect tree survival or appearance occur, the Owner's Representative may require immediate staking/guying.
    - b) Stake deciduous trees under 3" caliper. Stake evergreen trees under 8'-0" tall.
    - c) Guy deciduous trees over 3" caliper. Guy evergreen trees over 8'-0" tall.
  - 2. All work shall be acceptable to the Owner's Representative.

### 3.04 MAINTENANCE

- A. Maintain plantings until completion and acceptance of the entire project.
- B. Maintenance shall include pruning, cultivating, weeding, watering, and application of appropriate insecticides and fungicides necessary to maintain plants free of insects and disease.
  - 1. Re-set settled plants to proper grade and position. Restore planting saucer and adjacent material and remove dead material.
  - 2. Tighten and repair guy wires and stakes as required.
  - 3. Correct defective work as soon as possible after deficiencies become apparent and weather and season permit.
  - 4. Water trees and plants within the first 24 hours of initial planting, and not less than twice per week until final acceptance.

### 3.05 ACCEPTANCE

- A. Inspection to determine acceptance of planted areas will be made by the Owner's Representative under Contractor's request. Provide notification at least 5 working days before requested inspection date.
  - 1. Planted areas will be accepted provided all requirements, including maintenance, have been complied with and plant materials are alive and in a healthy, vigorous condition.

END OF SECTION 32 93 00

**ATTACHMENT A.6**

**INSURANCE REQUIREMENTS**  
**ROUTINE CONSTRUCTION, MAINTENANCE AND REPAIR PROJECTS**

Contractor shall obtain insurance of the types and in the amounts listed below.

**A. COMMERCIAL GENERAL AND UMBRELLA LIABILITY INSURANCE**

Contractor shall maintain commercial general liability (CGL) and, if necessary, commercial umbrella insurance with a limit of not less than \$1,000,000 each occurrence. If such CGL insurance contains a general aggregate limit, it shall apply separately to this project/location.

CGL insurance shall be written on Insurance Services Office (ISO) occurrence form CG 00 01 10 93, or a substitute form providing equivalent coverage, and shall cover liability arising from premises, operations, independent contractors, products-completed operations, personal injury and advertising injury, and liability assumed under an insured contract (including the tort liability of another assumed in a business contract).

Owner shall be included as an insured under the CGL, using ISO additional insured endorsement CG 20 10 or a substitute providing equivalent coverage, and under the commercial umbrella, if any. This insurance shall apply as primary insurance with respect to any other insurance or self-insurance afforded to Owner.

There shall be no endorsement or modification of the CGL limiting the scope of coverage for liability arising from pollution, explosion, collapse, or underground property damage.

**B. CONTINUING COMPLETED OPERATIONS LIABILITY INSURANCE**

Contractor shall maintain commercial general liability (CGL) and, if necessary, commercial umbrella liability insurance with a limit of not less than \$1,000,000 each occurrence for at least one (1) year following substantial completion of the work.

Continuing CGL insurance shall be written on ISO occurrence form CG 00 01 10 93, or substitute form providing equivalent coverage, and shall, at minimum, cover liability arising from products-completed operations and liability assumed under an insured contract.

Continuing CGL insurance shall have a products-completed operations aggregate of at least two times its each occurrence limit.

Continuing commercial umbrella coverage, if any, shall include liability coverage for damage to the insured's completed work equivalent to that provided under ISO form CG 00 01.

**C. BUSINESS AUTO AND UMBRELLA LIABILITY INSURANCE**

Contractor shall maintain business auto liability and, if necessary, commercial umbrella liability insurance with a limit of not less than \$1,000,000 each accident. Such insurance shall cover liability arising out of any auto including owned, hired and non-owned autos.

Business auto insurance shall be written on Insurance Services Office (ISO) form CA 00 01, CA 00 05, CA 00 12, CA 00 20, or a substitute form providing equivalent liability coverage. If necessary, the policy shall be endorsed to provide contractual liability coverage equivalent to that provided in the 1990 and later editions of CA 00 01.

**D. WORKERS COMPENSATION INSURANCE**

Contractor shall maintain workers compensation as required by statute and employers liability insurance. The commercial umbrella and/or employers liability limits shall not be less than \$1,000,000 each accident for bodily injury by accident or \$1,000,000 each employee for bodily injury by disease.

If Owner has not been included as an insured under the CGL using ISO additional insured endorsement CG 20 10 under the Commercial General and Umbrella Liability Insurance required in this Contract, the Contractor waives all rights against Owner and its officers, officials, employees, volunteers and agents for recovery of damages arising out of or incident to the Contractor's work.

#### **E. GENERAL INSURANCE PROVISIONS**

- 1. Evidence of Insurance.** Prior to beginning work, Contractor shall furnish Owner with a certificate(s) of insurance and applicable policy endorsement(s), executed by a duly authorized representative of each insurer, showing compliance with the insurance requirements set forth above.

All certificates shall provide for 30 days written notice to Owner prior to the cancellation or material change of any insurance referred to therein. Written notice to Owner shall be by certified mail, return receipt requested.

Failure of Owner to demand such certificate, endorsement or other evidence of full compliance with these insurance requirements or failure of Owner to identify a deficiency from evidence that is provided shall not be construed as a waiver of Contractor's obligation to maintain such insurance.

Owner shall have the right, but not the obligation, of prohibiting Contractor or any subcontractor from entering the project site until such certificates or other evidence that insurance has been placed in complete compliance with these requirements is received and approved by Owner.

Failure to maintain the required insurance may result in termination of this Contract at Owner's option.

With respect to insurance maintained after final payment in compliance with a requirement above, an additional certificate(s) evidencing such coverage shall be promptly provided to Owner whenever requested.

Contractor shall provide certified copies of all insurance policies required above within 10 days of Owner's written request for said copies.

- 2. Acceptability of Insurers.** For insurance companies which obtain a rating from A.M. Best, that rating should be no less than A VII using the most recent edition of the A.M. Best's Key Rating Guide. If the Best's rating is less than A VII or a Best's rating is not obtained, the Owner has the right to reject insurance written by an insurer it deems unacceptable.
- 3. Cross-Liability Coverage.** If Contractor's liability policies do not contain the standard ISO separation of insureds provision, or a substantially similar clause, they shall be endorsed to provide cross-liability coverage.
- 4. Deductibles and Self-Insured Retentions.** Any deductibles or self-insured retentions must be declared to the Owner. At the option of the Owner, the Contractor may be asked to eliminate such deductibles or self insured retentions as respects the Owner, its officers, officials, employees, volunteers and agents or required to procure a bond guaranteeing payment of losses and other related costs including but not limited to investigations, claim administration and defense expenses.
- 5. Subcontractors.** Contractor shall cause each subcontractor employed by Contractor to purchase and maintain insurance of the type specified above. When requested by the Owner, Contractor shall furnish copies of certificates of insurance evidencing coverage for each subcontractor.

#### **F. INDEMNIFICATION**

To the fullest extent permitted by law, the Contractor shall indemnify and hold harmless the Owner and the Architect and their officers, officials, employees, volunteers and agents from and against all claims, damages, losses and expenses including but not limited legal fees (attorney's and paralegal's fees and court costs), arising

out of or resulting from the performance of the Contractor's work, provided that any such claim, damage, loss or expense (1) is attributable to bodily injury, sickness, disease or death, or injury to or destruction of tangible property, other than the work itself, including the loss of use resulting therefrom and (2) is caused in whole or in part by any wrongful or negligent act or omission of the Contractor, any Subcontractor, anyone directly or indirectly employed by any of them or anyone for whose acts any of them may be liable, except to the extent it is caused in part by a party indemnified hereunder. Such obligation shall not be construed to negate, abridge, or otherwise reduce any other right or obligation of indemnity which would otherwise exist as to any party or person described in this Paragraph. Contractor shall similarly protect, indemnify and hold and save harmless the Owner, its officers, officials, employees, volunteers and agents against and from any and all claims, costs, causes, actions and expenses including but not limited to legal fees, incurred by reason of Contractor's breach of any of its obligations under, or Contractor's default of, any provision of the Contract.



## SAMPLE LIABILITY INSURANCE ENDORSEMENT

**The following spaces preceded by an asterisk (\*) need not be completed if this endorsement and policy have the same inception date.**

ATTACHED TO AND FORMING PART OF POLICY NUMBER	*EFFECTIVE DATE OF ENDORSEMENT	*ISSUED TO
--------------------------------------------------	-----------------------------------	------------

This endorsement changes the policy. Please read it carefully.

### AUTOMATIC ADDITIONAL INSURED

The following provision is added to (SECTION II), Who Is An Insured.

5. Any entity you are required in a written contract (hereinafter called Additional Insured) to name as an insured is an insured but only with respect to liability arising out of your premises, "your work" for the Additional Insured, or acts or omissions of the Additional Insured in connection with the general supervision of "your work" to the extent set forth below.
- a. The Limits of Insurance provided on behalf of the Additional Insured are not greater than those required by such contract.
  - b. The coverage provided to the Additional Insured(s) is not greater than that customarily provided by the policy forms specified in and required by the contract.
  - c. All insuring agreements, exclusions and conditions of this policy apply.
  - d. In no event shall the coverages or Limits of Insurance in this Coverage Form be increased by such contract.

Except when required otherwise by contract, this insurance does not apply to:

- 1) "Bodily injury" or "property damage" occurring after
  - a) All work on the project (other than service, maintenance or repairs) to be performed by or on behalf of the Additional Insured(s) at the site of the covered operations has been completed; or
  - b) That portion of "your work" out of which the injury or damage arises has been put to its intended use by any person or organization other than another contractor or subcontractor engaged in performing operations for a principal as a part of the same project.
- 2) "Bodily injury" or "property damage" arising out of any act or omission of the Additional Insured(s) or any of their employees, other than the general supervision of work performed for the Additional Insured(s) by you.
- 3) "Property damage" to
  - a) Property owned, used or occupied by or rented to the Additional Insured(s);
  - b) Property in the care, custody or control of the Additional Insured(s) or over which the Additional Insured(s) is for any purpose exercising physical control; or

- c) “Your work” for the Additional Insured(s).

With respect to Additional Insureds who are architects, engineers or surveyors, this insurance does not apply “bodily injury”, “property damage”, “personal injury” or “advertising injury” arising out of the rendering of or the failure to render any professional services by or for you, including:

- a) The preparing, approving, or failing to prepare or approve maps, drawings, opinions, reports, surveys, change orders, designs or specifications; and
- b) Supervisory, inspection or engineering services.

Any coverages provided hereunder shall be excess over any other valid and collectible insurance available to the Additional Insured(s) whether primary, excess, contingent or on any other basis unless a contract specifically requires that this insurance be primary or you request that it apply on a primary basis.

No person or organization is an Additional Insured with respect to the conduct of any current or past partnership or joint venture that is not shown as a Named Insured in the Declarations.

END OF ATTACHMENT A.6

# Project # 13-024

April 16, 2013

# ADVENTURE GROVE SITE DEVELOPMENT

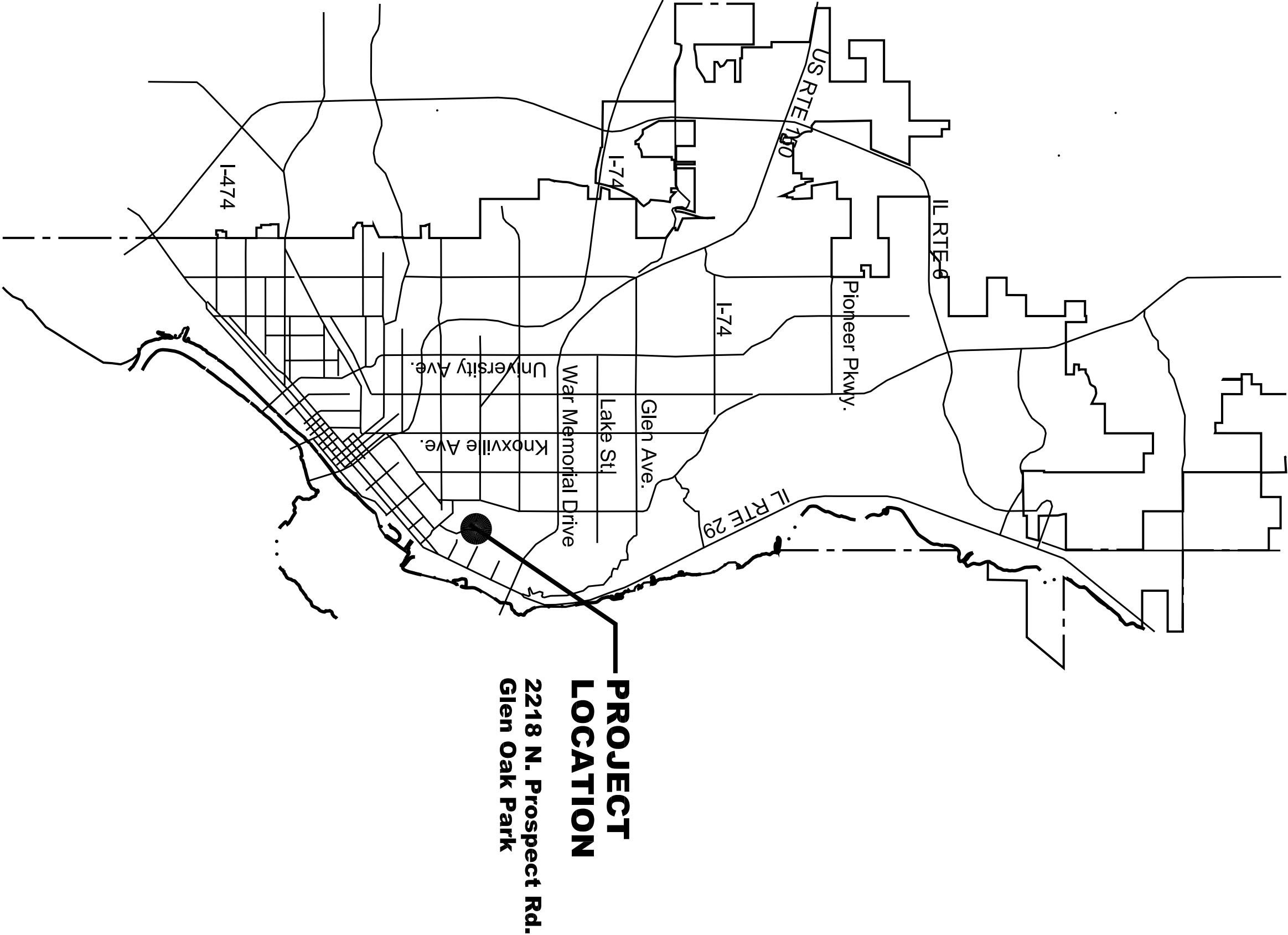
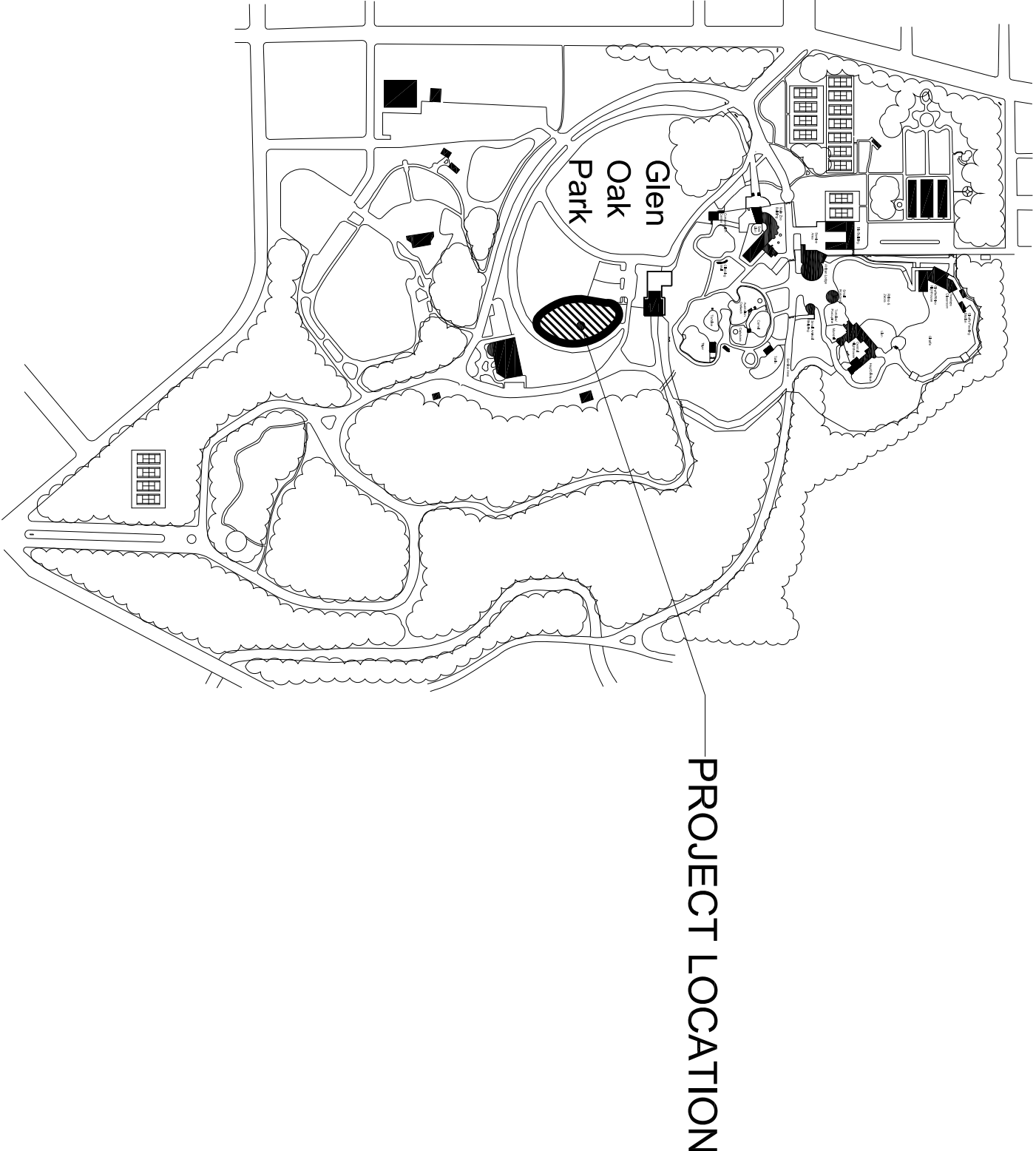
Located in Glen Oak Park

Funded in part by the Illinois Public Museum Capital Grant Program.

## Index of Sheets:

- 1. Cover
- 2. Existing Conditions
- 3. Tree Protection Plan
- 4. Site Plan
- 5. Layout Plan
- 6. Landscape Plan
- 7. Details 1
- 8. Details 2

Pleasure Driveway and Park District of Peoria, IL  
Planning, Design and Construction Division  
1314 N. Park Road  
Peoria, IL 61604  
(309)-686-3386



UTILITY NOTE

UNDERGROUND UTILITIES AS SHOWN HEREON WERE TAKEN FROM PREVIOUS SURVEY INFORMATION. OR UTILITY COMPANY. MAPS, AND SHOULD BE CONSIDERED APPROXIMATE. THE SURVEYOR MAKES NO GUARANTEE THAT THE UNDERGROUND UTILITIES SHOWN ON THIS SURVEY ARE ACCURATE. THE SURVEYOR DOES NOT WARRANT ANY LIABILITY FOR DAMAGES OR INJURIES TO PERSONS OR PROPERTY THAT MAY BE CAUSED BY THE UNDERGROUND UTILITIES SHOWN ARE IN THE EXACT LOCATION INDICATED ALTHOUGH HE DOES CERTIFY THAT THEY ARE LOCATED AS ACCURATELY AS POSSIBLE FROM THE INFORMATION PROVIDED. THE SURVEYOR HAS NOT PHYSICALLY LOCATED THE UNDERGROUND UTILITIES.

Survey By:


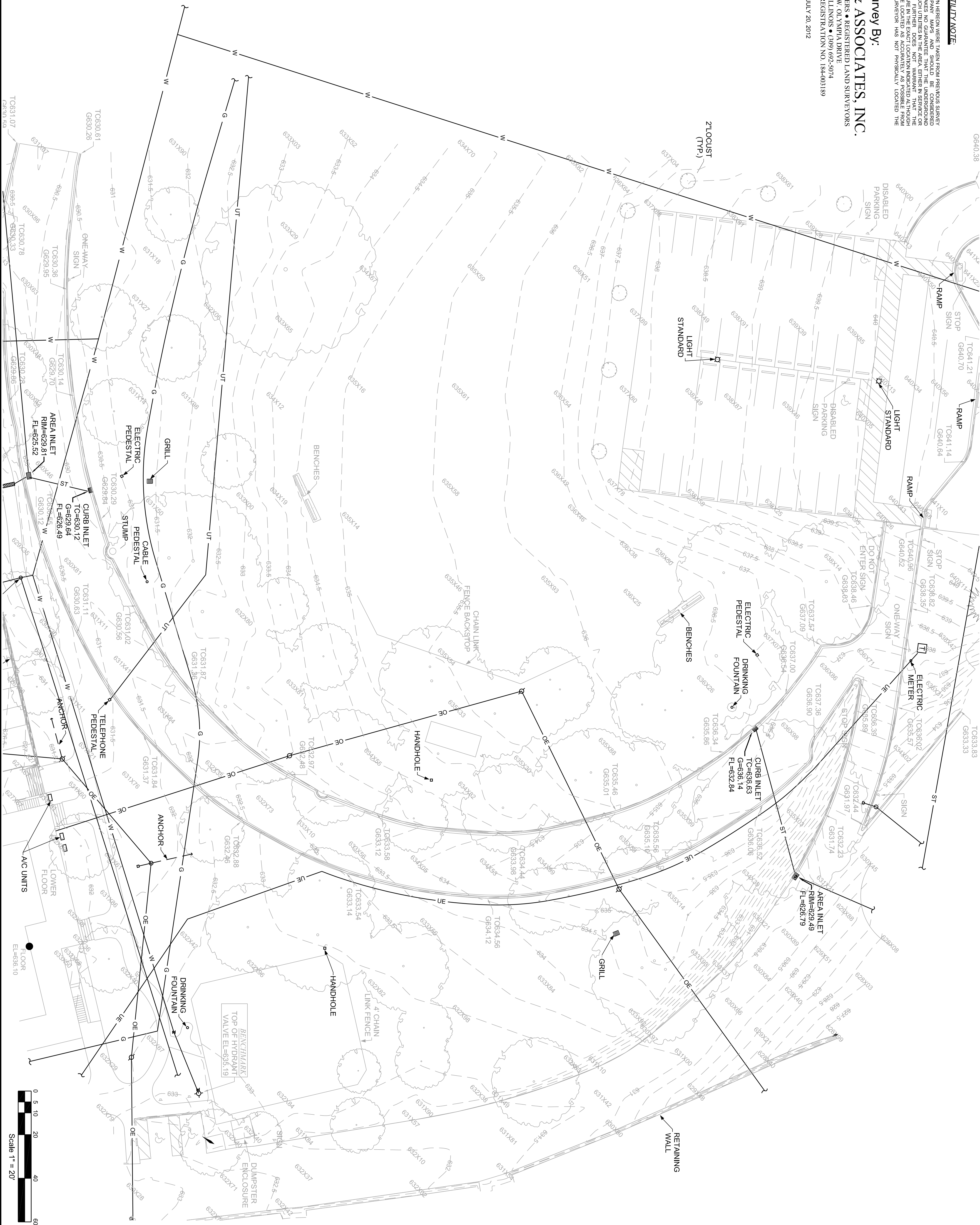
ZUMWALT & ASSOCIATES, INC.

PROFESSIONAL ENGINEERS • REGISTERED LAND SURVEYORS

PEORIA, ILLINOIS • (309) 692-5074

DESIGN TEAM REGISTRATION NO. 1644003189

JULY 20, 2012



Glen Oak Park:  
Adventure Grove  
Pleasure Driveway and Park District of Peoria, Illinois

# Existing Conditions/Survey

JOB NUMBER  
13-024

DRAWN BY:  
Zumwalt & Assoc

SCALE:  
1"=20'

DATE:  
04/16/2013



2






NOTES:  
1. CONTRACTOR IS RESPONSIBLE FOR  
SECURING THE SITE TO PROTECT  
CONTRACTOR'S EQUIPMENT, THE WORK, AND  
THE SAFETY OF PARK USERS.

2. CONTRACTOR'S STAGING LOCATION AND  
ACCESS WAYS SHALL BE COORDINATED WITH  
THE OWNER'S REPRESENTATIVE TO AVOID  
DAMAGE TO TREES. THE PARKING LOT MAY  
NOT BE USED FOR CONTRACTOR STAGING.

3. MAXIMUM CROSS SLOPE OF ALL PATHS TO  
BE 2%. MAXIMUM LONGITUDINAL SLOPE OF  
PATHS TO BE 5%. EDGE TRANSITIONS  
BETWEEN DIFFERING PAVING TYPES MUST BE  
FLUSH.



Glen Oak Park:  
**Adventure Grove**  
Pleasure Driveway and Park District of Peoria, Illinois


# Site Plan

JOB NUMBER  
13-024

DRAWN BY:  
MTH

SCALE:  
1"=20'

DATE:  
04/16/2013


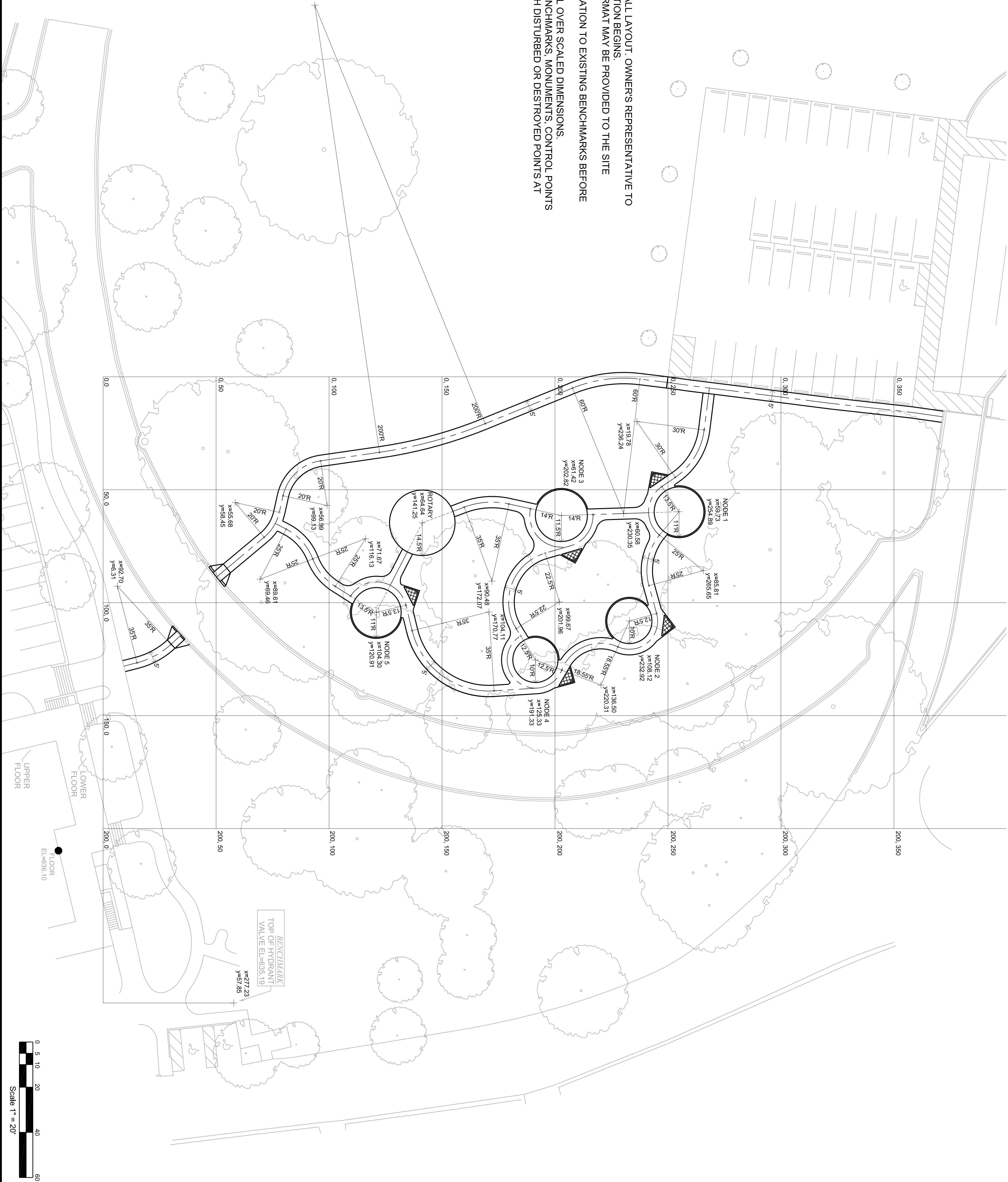


NORTH

4



- NOTES:
1. CONTRACTOR IS RESPONSIBLE FOR ALL LAYOUT. OWNERS REPRESENTATIVE TO APPROVE LAYOUT BEFORE CONSTRUCTION BEGINS.
  2. AN ELECTRONIC FILE IN AUTOCAD FORMAT MAY BE PROVIDED TO THE SITE LAYOUT ENGINEER UPON REQUEST.
  3. VERIFY LAYOUT INFORMATION IN RELATION TO EXISTING BENCHMARKS BEFORE BEGINNING WORK.
  4. WRITTEN DIMENSIONS SHALL PREVAIL OVER SCALED DIMENSIONS.
  5. LOCATE, PROTECT, AND MAINTAIN BENCHMARKS, MONUMENTS, CONTROL POINTS AND REFERENCE POINTS. RE-ESTABLISH DISTURBED OR DESTROYED POINTS AT CONTRACTORS EXPENSE.



Glen Oak Park:  
**Adventure Grove**  
Pleasure Driveway and Park District of Peoria, Illinois

# Layout Plan

JOB NUMBER

13-024

DRAWN BY:


WITH

SCALE:

1"=20'

DATE:

04/16/2013



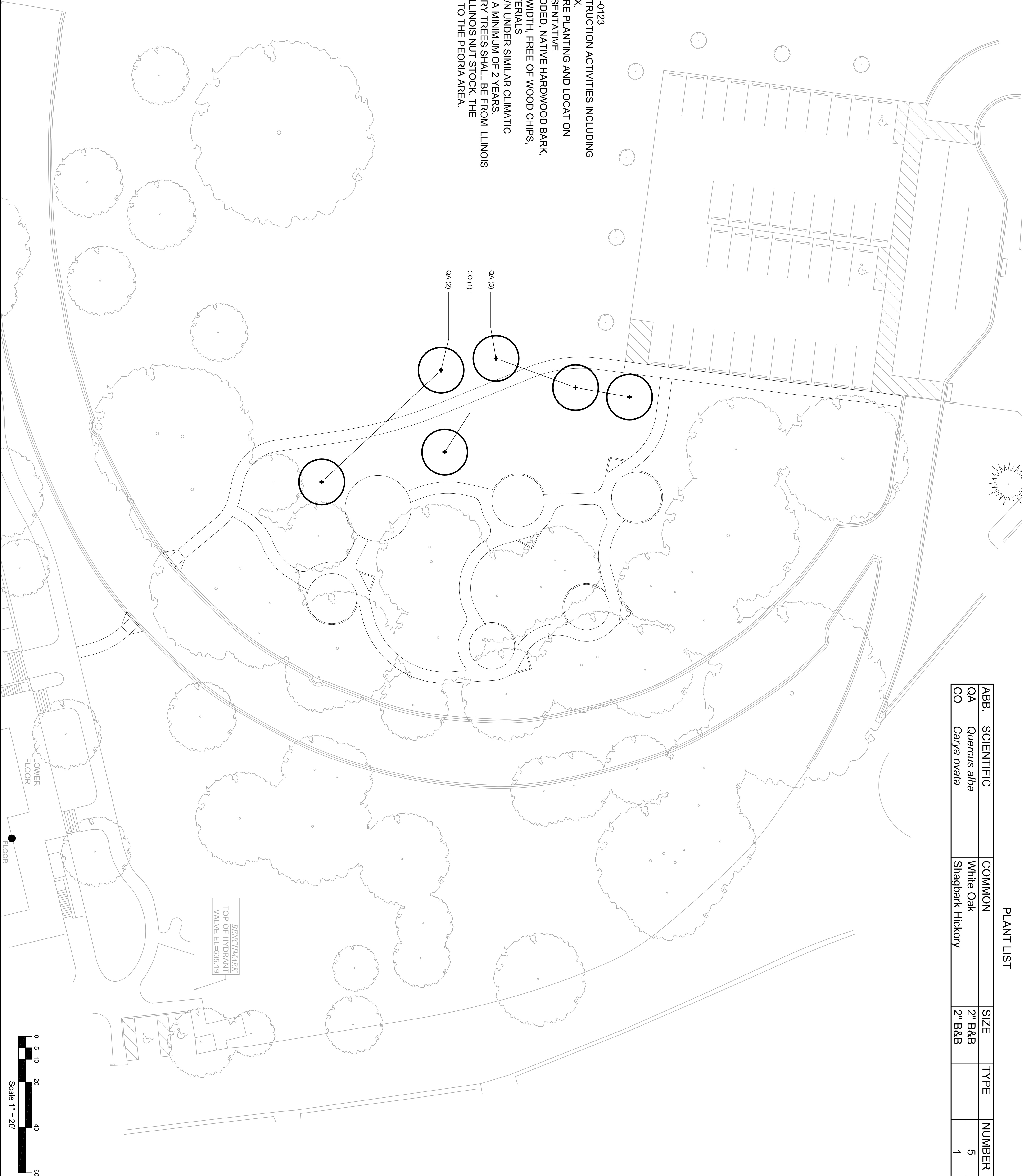
NORTH

5

PLANT LIST

ABB.	SCIENTIFIC	COMMON	SIZE	TYPE	NUMBER
QA	<i>Quercus alba</i>	White Oak	2" B&B		5
CO	<i>Carya ovata</i>	Shagbark Hickory	2" B&B		1

- NOTES:
1. CALL JULIE BEFORE YOU DIG. 1-800-892-0123
  2. SEED ALL AREAS DISTURBED BY CONSTRUCTION ACTIVITIES INCLUDING ACCESS WAYS. SEE SPECS FOR SEED MIX.
  3. TREE LOCATIONS TO BE STAKED BEFORE PLANTING AND LOCATION APPROVED IN FIELD BY OWNER'S REPRESENTATIVE.
  4. MULCH SHALL BE WELL-ROTTED, SHREDED, NATIVE HARDWOOD BARK, NOT MORE THAN 4" IN LENGTH, AND ½" IN WIDTH, FREE OF WOOD CHIPS, SAWDUST, OR OTHER DELETERIOUS MATERIALS.
  5. ALL PLANTS SHALL BE NURSERY GROWN UNDER SIMILAR CLIMATIC CONDITIONS TO PROJECT LOCALITY FOR A MINIMUM OF 2 YEARS.
  6. ALL WHITE OAK AND SHAGBARK HICKORY TREES SHALL BE FROM ILLINOIS NURSERIES WITHIN 150 MILES OR FROM ILLINOIS NUT STOCK. THE INTENTION IS TO PROVIDE TREES NATIVE TO THE PEORIA AREA.



Glen Oak Park:  
Adventure Grove  
Pleasure Driveway and Park District of Peoria, Illinois

# Landscape Plan

JOB NUMBER

13-024

DRAWN BY:


MTH

SCALE:

NTS

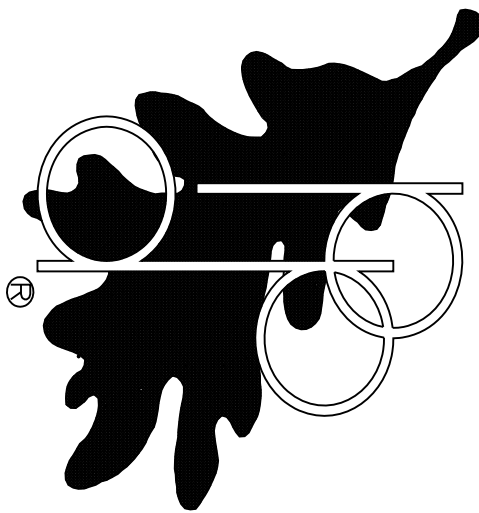
DATE:

04/16/2013

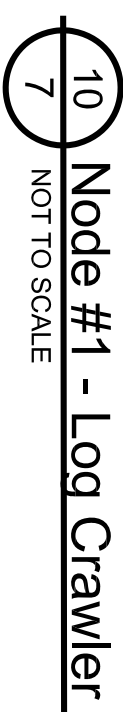




NORTH


6







JOB NUMBER 13-024	
DRAWN BY: MTH	
SCALE: NTS	DATE: 04/16/2013
 NORTH	7




# Details

---

TE:  
16/2013

9

xx

[illegible]