

A PROJECT OF THE
PEORIA PARK DISTRICT

**BRADLEY PARK EQUIPMENT SERVICE CENTER
AUTO SERVICE BUILDING ROOF REPLACEMENT
1314 N. PARK ROAD
PEORIA, ILLINOIS**

PEORIA PARK DISTRICT
PEORIA, ILLINOIS



PROJECT # 12-011

JUNE 5, 2012

PROJECT MANUAL

PACKAGE # _____

PROJECT MANUAL INCLUDING SPECIFICATIONS FOR:

**BRADLEY PARK EQUIPMENT SERVICE CENTER
AUTO SERVICE BUILDING ROOF REPLACEMENT
1314 N. PARK ROAD
PEORIA, ILLINOIS**

OWNER: PLEASURE DRIVEWAY AND PARK DISTRICT OF PEORIA,
PEORIA, ILLINOIS

TRUSTEES: TIMOTHY J. CASSIDY, PRESIDENT
ROGER ALLEN, VICE PRESIDENT
ROBERT L. JOHNSON, SR.
JACQUELINE J. PETTY
JAMES T. HANCOCK
ROGER ALLEN
KELLY A. CUMMINGS
MATTHEW P. RYAN

PROJECT MANAGER: GLENN KISSINGER
PLANNING, DESIGN & CONSTRUCTION DIVISION
BRADLEY PARK EQUIPMENT SERVICE
1314 N. PARK ROAD
PEORIA, ILLINOIS 61604
TELEPHONE: (309) 686-3386

ADMINISTRATIVE STAFF: BONNIE W. NOBLE, EXECUTIVE DIRECTOR
MICHAEL BAIETTO, SUPERINTENDENT OF PARKS
JANET BUDZYNSKI, SUPERINTENDENT OF FINANCE
AND ADMINISTRATIVE SERVICES
BECKY FREDRICKSON, SUPERINTENDENT OF PLANNING,
DESIGN AND CONSTRUCTION
CYNDY MCKONE, SUPERINTENDENT OF
MARKETING/PUBLIC RELATIONS
DENNIS MANTICK, SUPERINTENDENT OF RECREATION
AND LEISURE SERVICE
SHALESSE PIE, SUPERINTENDENT OF HUMAN
RESOURCES
BILL ROEDER, SUPERINTENDENT OF RIVERFRONT
DIVISION
BRENT WHEELER, SUPERINTENDENT, RIVERPLEX
RECREATION AND WELLNESS CENTER
DAVID WHEELER, ADMINISTRATIVE ASSISTANT
BILL WOOLARD, SUPERINTENDENT OF GOLF

Address all communications regarding this work to the Project Manager listed above.

ADVERTISEMENT FOR BIDS

Sealed bids will be received by the Peoria Park District, Peoria, Illinois, hereinafter known as the Owner, for the following project:

Bradley Park Equipment Service Center
Auto Service Building Roof Replacement
Peoria, IL

It is the intent of the Owner to receive Base Bids for the project listed above.

Sealed bids will be received until 1:30 p.m., Tuesday, June 19, 2012 prevailing time, by the Owner, at the Peoria Park District Administrative Office, Glen Oak Pavilion, 2218 North Prospect Road, Peoria, Illinois, 61603. (The Board Room clock in Glen Oak Pavilion shall be the official time keeping device in respect to the bid submission deadline.)

An electronic file including Bid Documents is available at www.peoriaparks-planning.org at no charge. Bid Documents, including Plans, Specifications and Interpretations for this project may be obtained at the Planning, Design & Construction Department, Bradley Park Equipment Service, 1314 N. Park Road, Peoria, IL 61604. Telephone (309) 686-3386. A non-refundable plan deposit of \$25.00 will be charged for each printed set of Bid Documents.

A list of planholders can be obtained upon request. This information will be available up to twenty-four (24) hours prior to the scheduled bid opening time. **After that deadline, no information pertaining to the project will be given.**

A 10% Bid Bond is required, and is to be included with the Bid Proposal. The successful Bidder will be required to furnish a 100% Performance Bond and a 100% Labor and Materials Payment Bond within ten (10) days of formal Award of Contract.

The general prevailing rate of wage for the Peoria area shall be paid for each craft or type of worker needed to execute this contract or perform this work as required by the State of Illinois Department of Labor. Additionally, it is required that provisions of the Illinois Preference Act, the Illinois Drug Free Workplace Act, and the Substance Abuse Prevention on Public Works Act must be adhered to. Bidders are also advised that contract documents for this project include the non-discrimination, equal opportunity and affirmative action provisions in the Human Rights Act and rules and regulations of the Department of Human Rights. The Peoria Park District is an AA/EEO organization and encourages participation by minority and female-owned firms.

The Peoria Park District reserves the right to reject any or all bids, waive technical deficiencies, informalities or irregularities or rebid any project.

PLEASURE DRIVEWAY AND PARK DISTRICT
OF PEORIA, ILLINOIS

BY: TIMOTHY J. CASSIDY, President

BY: V. JOYCE MCLEMORE, Secretary

TABLE OF CONTENTS

TITLE PAGE(S)	1-2
INVITATION TO BID	3
TABLE OF CONTENTS	4-5
BIDDING DOCUMENTS:	
- SUPPLEMENTARY INSTRUCTIONS TO BIDDERS	6-9
- BID FORM(S)	10-12
- CERTIFICATE OF EQUAL EMPLOYMENT OPPORTUNITY COMPLIANCE FOR CONTRACTORS AND VENDORS	13
- WORKFORCE PROFILE AND INSTRUCTIONS	14-16
- SEXUAL HARASSMENT POLICY STATEMENT	17-19
- ILLINOIS DRUG FREE WORKPLACE CERTIFICATION	20
- SUBSTANCE ABUSE PREVENTION PROGRAM CERTIFICATION	21
- CERTIFICATION OF SAFETY COMPLIANCE	22
- INDIVIDUAL CONTRACTOR CERTIFICATION	23
- CORPORATE CONTRACTOR CERTIFICATION	24
- MAJOR SUBCONTRACTORS LIST	25
- DIRECTORY OF MINORITY & WOMEN OWNED BUSINESS ENTERPRISES	26-28
- ILLINOIS DEPARTMENT OF LABOR - PREVAILING WAGES FOR PEORIA COUNTY	
- SAMPLE ADDENDUM FORM	29
CONTRACT DOCUMENTS:	
- AGREEMENT BETWEEN OWNER AND CONTRACTOR	30-35
- PERFORMANCE BOND	36-37
- LABOR & MATERIALS PAYMENT BOND	38-39
- CONTRACTOR'S AFFIDAVIT	40
- LIEN WAIVER FORMS	41-44
- WEEKLY WORKFORCE REPORT	45-46
- CERTIFIED PAYROLL FORM	
- W-9	
- SUPPLEMENTAL GENERAL CONDITIONS	47-61
PROJECT SPECIFICATIONS:	
GENERAL REQUIREMENTS:	
<u>DIVISION 010000: GENERAL REQUIREMENTS</u>	62-71
TECHNICAL SPECIFICATIONS:	
SECTION 024116 SELECTIVE DEMOLITION	72-75
SECTION 061000 ROUGH CARPENTRY	76-79
SECTION 072200 ROOF INSULATION	80-82
SECTION 073113 LAMINATED ASPHALT SHINGLES	83-87
SECTION 075202 TWO-PLY MODIFIED MEMBRANE	88-102
SECTION 076200 SHEET METAL FLASHING AND TRIM	103-105
SECTION 077123 ALUMINUM GUTTERS	106-107
EXHIBITS:	
ATTACHMENT A.6 - INSURANCE REQUIREMENTS	
ATTACHMENT G.1 - PEORIA PARK DISTRICT FIVE YEAR CONTRACTOR	

DRAWINGS:

- R-1 ROOF PLAN
- R-2 WEST ELEVATION
- R-3 GUTTER EDGE DETAIL
- R-4 EXHAUST FAN CURB DETAIL
- R-5 PASSIVE VENT DETAIL
- R-6 HEAT STACK DETAIL
- R-7 RAKE FLASHING DETAIL
- R-8 LOW SLOPE TO HIGH SLOPE TRANSITION DETAIL
- R-9 TYPICAL SECTION

END OF TABLE OF CONTENTS

SUPPLEMENTARY INSTRUCTIONS TO BIDDERS

1. INSTRUCTIONS TO BIDDERS

- A. "Instructions to Bidders", AIA Document A701, 1997 Editions, published by the American Institute of Architects, including revisions adopted before date of this Project Manual, is hereby made part of these specifications with same force and effect as though set forth in full.
- B. The following modifies, changes, deletes from or adds to the **Instructions to Bidders** (AIA Document A701, 1997 Edition). Where any Article of the Instructions to Bidders is modified or any Paragraph, Subparagraph or Clause thereof is modified or deleted by these Supplementary Conditions, the unaltered provisions of that Article, Paragraph, Subparagraph or Clause shall remain in effect.
- C. Parenthesis () indicates the appropriate section and Subparagraph of the Instructions to Bidders which each paragraph of the Supplementary Instructions to Bidders modifies or refers to.

2. PROJECT DESCRIPTION

- A. The Project description generally is as follows:

1. BASE BID:

Demolish and remove masonry chimney, remove shingles from both roof areas. Provide and install shingles and two-ply modified membrane in designated areas per the drawings and specifications.

B. PRE-BID MEETING :

- 1. A pre-bid meeting will be held at project site on Tuesday, June 12, 2012 at 1 :00 p.m..

3. CODES AND PERMITS

- A. **COSTS ASSOCIATED WITH REGULATORY COMPLIANCE.** All Work performed in connection with this Project shall be in compliance with the requirements of all applicable local, state, and federal laws, regulations, and rules, as well as the requirements of the Construction Documents. The Bid Price shall reflect all costs of compliance to those requirements, whether or not specifically stated in the Construction Documents or specific sections of the Project Manual.

4. BID GUARANTY

The bid must be accompanied by a Bid Guaranty which shall not be less than 10% of the amount of the Bid. At the option of the Bidder, the 10% Guaranty may be a Certified Check, Cashier's Check, or a Bid Bond. The Bid Bond shall be secured by a Guaranty or a Surety Company acceptable to the Owner. No bid will be considered unless it is accompanied by the required Guaranty. Funds must be made payable to the order of the Owner. Cash deposits will not be accepted. The Bid Guaranty shall ensure the execution of the Agreement and the furnishing of the Surety Bond or Bonds by the successful Bidder, all as required by the Contract Documents.

5. AWARD OF CONTRACT/REJECTION OF BIDS:

The Contracts will be awarded on the basis of Paragraph 5.3 of the Instructions to Bidders. The Bidders to whom the awards are made will be notified at the earliest possible date. The Owner, however, reserves the right to reject any and all Bids, to accept any combination of base bids and alternates and to waive any technical deficiencies, informalities, or irregularities in Bids received whenever such rejection or waiver is in its interest.

No bid shall be withdrawn for a period of sixty (60) days after the opening of bids without the consent of the Owner. The failure of the Bidder to submit a Bid Bond, Certified Check or Cashier's Check in the full amount to cover all proposals bid upon shall be sufficient cause for rejection of his bid. The award will be made contingent upon submittal and evaluation of Contractor's Qualification Statement, Bonds, Certificate of Insurance, Contractor Certification(s), including Peoria Park District Certificate of Equal Employment Opportunity Compliance for Contractors and Vendors, etc.

6. EXECUTION OF AGREEMENT:

Subsequent to the award and within ten (10) days after the prescribed forms are prepared and presented for signature by the Owner's Representative, the successful Bidder shall execute and return to the Owner's Representative an Agreement in the form included in the Contract Documents in such number of copies as the Owner may require. The President of the Board of Trustees will complete execution of Agreement after all bonds and any other required documents have been received by the Park District. One fully executed copy of Agreement will then be returned to Contractor.

7. PERFORMANCE BOND/LABOR AND MATERIAL PAYMENT BOND & INSURANCE

- A. **BONDS REQUIRED.** Having satisfied all conditions of award as set forth elsewhere in these Documents, the successful Bidder shall, within ten (10) calendar days after award of contract, furnish Surety Bonds in penal sums, each not less than the amount of the Contract as awarded as security for the faithful performance of the Contract (Performance Bond), and for the payment (Labor and Materials Payment Bond) of all persons, firms or corporations to whom the Contractor may become legally indebted for labor, materials, tools, equipment or services employed or used by him in performing the work.

- B. FORM OF BONDS.** Such bonds shall be in the same form as the samples included in the Project Manual and shall bear the same date as or a date subsequent to that of the Agreement. The current Power of Attorney for the person who signs for any Surety Company shall be attached to such Bonds. Bonds shall be signed by a Guaranty or Surety Company acceptable to the Owner.
- C. COST OF PERFORMANCE BOND/LABOR AND MATERIAL PAYMENT BOND.** All costs for the Performance Bond/Labor and Material Payment Bond shall be included in the submitted Bid Price.
- D. INSURANCE.** Insurance requirements for this project are addressed both in the Supplementary General Conditions and in "Attachment A.6", in the "Exhibits" section of this Project Manual.
 - a) In respect to the property ("builders risk") insurance coverages referenced in the Supplementary General Conditions: the successful Bidder will be required to provide such coverages as the work of the Project will be accomplished by one general/prime contractors.
- E. TIME FRAMES.** The successful Bidder shall, within ten (10) days after award of contract by the Board of Trustees, submit Proof of Insurance coverages/Bonds in the form and amounts required to the Owner's Representative. Should the Bidder be unable to provide the required Proof of Insurance(s)/Bonds within the specified ten day period the Owner reserves the right, at its sole discretion, to withdraw its award of contract from that Bidder.

8. DEFAULT

- A.** The failure of the successful Bidders to execute the Agreement, supply the required Bonds or proof of required insurance coverage(s) within (ten) 10 days after award of contract, or within such extended period as the Owner may grant based upon reasons determined sufficient by the Owner, may constitute a default. In such case, award of contract will be transferred to the second lowest bidder.

9. CONTRACTOR'S QUALIFICATION STATEMENT

- A.** Contractor's Qualification Statement (AIA Document 305) shall be submitted by low bidder for evaluation prior to award of contract if so requested by the Owner or his representatives.

10. LIST OF SUBCONTRACTORS/PRODUCT & EQUIPMENT SUBSTITUTIONS

- A.** Each Bidder shall submit a "MAJOR SUBCONTRACTORS LIST" proposed to be used in the execution of the Work. If there will be no subcontractors, the Bidder shall state "No Subcontractors" on this form. The completed form is due with the Bid Proposal.
 - 1) Identify the trade name, address, telephone number, and category of work of each subcontractor.
 - 2) Failure to submit the "Major Subcontractors List" with the Bid Proposal may result in the rejection of the Bid.
 - 3) Delete Subparagraphs (6.3.1.1) and (6.3.1.2) from AIA A701.
- B.** The Bidder, by submission of a signed bid form, agrees to install all products and equipment by brand name or names specified in the Technical Specifications sections of this Project Manual. "Or equal" substitutions will be allowed only if approved in writing prior to the bid opening and listed in the "Substitutions" section of the Bid Form.

11. CONTRACT ADMINISTRATION FORMS/COSTS OF FORMS

- A. REQUIRED FORMS.** The following AIA forms will be used (AIA forms will be supplied by the Owner if requested, and charged to the Contractor at cost) in the administration of the project:
 - 1) **AIA Document A310:** "Bid Bond", February 1970 edition
 - 2) **AIA Document A305:** "Contractor's Qualification Statement", 1986 edition
 - 3) **AIA Document G702:** "Application and Certificate of Payment", May 1992 edition
 - 4) **AIA Document G703:** "Continuation Sheet", May 1992 edition
- B. OTHER FORMS.** Other contract administration forms (to be provided by the Owner unless otherwise noted) required for use in the Project are:
 - 1) **Major Subcontractors List**
 - 2) **Contractor's Affidavit**
 - 3) **Individual Contractor Form**
 - 4) **Corporate or Partnership Form**
 - 5) **Performance Bond**
 - 6) **Labor and Material Payment Bond**
 - 7) **Lien Waiver Forms**

- 8) **Weekly Workforce Report**
- 9) **Certified Payroll Form** (Contractor may use own form)
- 10) **Insurance Forms: As required in Attachment A (at end of Project Manual)** (will not be provided by Owner)
- 11) **Agreement Between Owner and Contractor**

Examples of these forms are included in the Project Manual.

12. CONSTRUCTION TIME AND LIQUIDATED DAMAGES CLAUSE:

- 2.51 PROJECT COMPLETION.** The Agreement will include the following paragraph(s) or language substantially the same, regarding construction time and liquidated damages:
- 1) **LIQUIDATED DAMAGES:** Owner and Contractor recognize that time is of the essence of this Agreement and that Owner will suffer financial loss if the Work is not Substantially Complete within the time specified below, plus any extensions thereof allowed in accordance with Article 8 of the General Conditions. They also recognize the delays, expense and difficulties involved in proving in a legal or arbitration proceeding the actual loss suffered by Owner if the Work is not completed on time.
 - 2) Accordingly, instead of requiring any such proof, Owner and Contractor agree that as Liquidated Damages for delay (but not as a penalty) Contractor shall pay Owner TWO HUNDRED AND FIFTY DOLLARS (\$250.00) for each calendar day that expires after seventy-seven (77) calendar days from Notice of Award until Substantial Completion is attained. The work is tentatively scheduled to begin on June 28, 2012 and be at Substantial Completion by September 12, 2012.
 - 3) After Substantial Completion, if Contractor shall neglect, refuse, or fail to complete the remaining Work necessary to achieve Final Completion within seven (7) calendar days or any proper extension thereof granted by Owner, Contractor shall pay Owner two hundred fifty (\$250.00) dollars for each day that expires after the time specified.
 - 4) Owner and Contractor agree that the per day liquidated damage amounts set forth in subparagraphs "2" and "3" of this section constitute a reasonable forecast of the financial losses, actual costs and increased expenses the Owner may incur as a result of delayed Substantial or Final Completion of the Project.

13. PROJECT MANUAL/PLANS & SITE VISITATION

- A. A set of Bid Documents may be examined, at no charge, at the office of the Owner’s Representative.
- B. **PLAN DEPOSIT.** An electronic file including Bid Documents is available at www.peoriaparks-planning.org at no charge. A printed set of Bid Documents, including Plans, Specifications and Interpretations for this project may be obtained at the Planning, Design & Construction Department, Bradley Park Equipment Service, 1314 N. Park Road, Peoria, IL 61604. Telephone (309)686-3386. A non-refundable plan deposit of \$25.00 will be charged for each printed set of Bid Documents.
- C. **FAMILIARITY WITH BID DOCUMENTS & SITE VISITATION.** Bidders, by submission of their Bids, represent that they have visited the site to acquaint themselves with the local conditions in which the Work is to occur, and that they are familiar with all the requirements of the Project, as defined in the Project Manual and the Plan(s).

14. OTHER MODIFICATIONS TO AIA-701/OTHER CONDITIONS

- A. Add the following sentence to (4.1.7): "Bidder shall submit two (2) completed copies of Bid Form and retain one (1) copy for his files."
- B. Delete Section (6.2) - "Owner's Financial Capability"; and last sentence of Paragraph (4.2.1.)
- C. In reference to (7.2.1), the Peoria Park District reserves the right of final approval of bonding companies.
- D. Delete paragraph (7.1.3).

15. EQUAL EMPLOYMENT OPPORTUNITY/AFFIRMATIVE ACTION/SEXUAL HARASSMENT

- A. The "Peoria Park District Certificate of Equal Employment Opportunity Compliance for Contractors and Vendors Form" and "Workforce Profile" and "Sexual Harassment Policy" shall be filled out and returned with the Bid. Failure to submit a completed "Peoria Park District Certificate of Equal Employment Opportunity Compliance for Contractors and Vendors Form" and "Workforce Profile" and "Sexual Harassment Policy" may result in rejection of the bid.
- B. Effective July 1, 1993, every party to a public contract and every party bidding on public contracts is required to have a written "Sexual Harassment Policy" that contains:
 - 1) A definition of sexual harassment under state law;
 - 2) A description of sexual harassment utilizing examples;

- 3) A formalized complaint procedure;
- 4) A statement of victim's rights;
- 5) Directions on how to contact the Illinois Department of Human Rights - **Illinois companies**. Out-of-State companies must include directions on how to contact the enforcement agency within their state. Companies that issue a standard policy for all business locations must prepare an addendum providing directions on how to contact the appropriate enforcement agency.
- 6) A recitation that there cannot be any retaliation against employees who elect to file charges.

Recommendation: Your "**Sexual Harassment Policy**" should be drafted in language easy to understand and any revisions should be reviewed by legal counsel. A copy of your policy should be posted in a prominent and accessible location to assure all employees will be notified of the company's position.

In order to conduct business with the Peoria Park District, you must have a written "Sexual Harassment Policy" that conforms to the new Act.

FAILURE TO DO SO WILL DISQUALIFY YOU AS AN ELIGIBLE VENDOR.

- C. Lowest responsible bidder not meeting the Park District's goal of 12% for minority/women participation, must provide proof of efforts made in contacting an adequate number of minority and women owned firms and/or labor.

16. BID SUBMISSION

- A. **DATE, TIME & PLACE OF RECEIVING BIDS.** Bids will be received until the date and time listed in the "Advertisement for Bids", at which time they will be publicly opened, read aloud and recorded. The Bid Opening will be held at the place listed in the "Advertisement for Bids".
- B. **REQUIRED ITEMS.** The following items must be included as part of the "BID":
 - 1) Two (2) signed copies of the **BID FORM**. (Retain the third copy for your files.)
 - 2) The **PEORIA PARK DISTRICT CERTIFICATE OF EQUAL EMPLOYMENT OPPORTUNITY COMPLIANCE FOR CONTRACTORS AND VENDORS FORM** and **SEXUAL HARASSMENT POLICY**.
 - 3) The **WORKFORCE PROFILE**.
 - 4) The **ILLINOIS DRUG FREE WORKPLACE CERTIFICATION**.
 - 5) The **CONTRACTOR CERTIFICATION** (individual or corporate/partnership).
 - 6) The **LIST OF SUBCONTRACTORS**. (Submit form and state "No Subcontractors" on the form, if none will be used.)
 - 7) The **BID GUARANTY**.
 - 8) The **CERTIFICATION OF SAFETY COMPLIANCE**.
 - 9) **SUBSTANCE ABUSE PREVENTION PROGRAM CERTIFICATION**
- C. **BID SUBMISSION.** The "BID" shall be enclosed in envelopes (outer and inner), both of which shall be sealed and clearly labeled with the following information, in order to prevent premature opening of the bid:
 - "PROPOSAL"
 - NAME OF PROJECT
 - NAME OF BIDDER
 - DATE/TIME OF BID OPENING

END OF SUPPLEMENTARY INSTRUCTIONS TO BIDDERS

Bid From: _____

PROJECT NO. 12-011
BID FOR: AUTO SERVICE BUILDING ROOF REPLACEMENT
LOCATION: BRADLEY PARK EQUIPMENT CENTER

BID FORM

BID TO: PEORIA PARK DISTRICT

UNDERSIGNED:

1. Acknowledges receipt of:
 - A. Project Manual and Drawings for:
Bradley Park Equipment Service Center – Auto Service Building Roof Replacement
 - B. Addenda: No. _____ through No. _____
2. Has examined facility and the bid documents and shall be responsible for performing work specifically required of him by all parts of bidding documents including specifications for entire project, even though such work may be included as related requirements specified in other divisions or sections.
3. And agrees to enter into and execute Contract with Owner, if awarded on basis of this bid, and to:
 - A. Furnish Bonds and Insurance required by the Bidding & Contract Documents.
 - B. Accomplish work in accord with Contract.
 - C. Complete work within specified Contract time.
4. **CONTRACT TIME:** Contractor agrees to Substantially Complete ALL WORK as required by the Contract Documents per the Supplementary General Conditions and Supplementary Instructions to Bidders.
5. **BASE BIDS:**
 - A. Base Bid:
Bidder agrees to perform all building and site work, as set forth in the Project Manual and Drawings for the sum of:

_____ Dollars (\$_____.____)

6. **UNIT PRICES:**
 - A. Bidders submitting prices for the Base Bid shall submit Unit Prices for adding or deleting work. Unit Prices shall include all costs, including but not limited to preparation, labor, equipment, and materials necessary for a complete installation.

<u>ITEM</u>	<u>UNIT</u>	<u>UNIT PRICE</u>
Wood roof deck replacement	Sq. Ft.	\$_____

Bid From: _____

PROJECT NO. 12-011
BID FOR: AUTO SERVICE BUILDING ROOF REPLACEMENT
LOCATION: BRADLEY PARK EQUIPMENT CENTER

7. **PROPOSED SUBSTITUTION LIST:**

Base Bid(s) and Alternates are understood to include only those product brands, items, and elements which are specified in the Bid Documents. The following is a list of substitute products, equipment or methods of construction which the Bidder proposes to furnish on this project, with difference in price being added or deducted from Base Bid(s).

Bidder understands that acceptance of any proposed substitution which has not been approved as an "equal" to the product brand, item, or element specified prior to bid opening is at Owner's option. Approval or rejection of any substitutions listed below will be indicated before executing Contract.

<u>ITEM</u>	<u>ADD</u>	<u>DEDUCT</u>
_____	\$ _____	\$ _____
_____	\$ _____	\$ _____
_____	\$ _____	\$ _____

8. **BIDDERS CHECKLIST:**

Did you visit the site?	Yes	No
Is Bid Security enclosed? (If applicable)	Yes	No
Is Peoria Park District Certificate of Equal Employment Opportunity Compliance for Contractors and Vendors and Sexual Harassment Policy enclosed?	Yes	No
Is Workforce Profile enclosed?	Yes	No
Is List of Subcontractors enclosed?	Yes	No
Is Contractor Certification enclosed?	Yes	No
Is Ill. Drug Free Workplace Certification enclosed?	Yes	No
Is Certificate of Safety Compliance enclosed?	Yes	No
Is Substance Abuse Prevention Program Certification enclosed?	Yes	No

9. **BIDDER INFORMATION:**

NAME OF BIDDER: _____

ADDRESS: _____

CITY, STATE, ZIP: _____

Bid From: _____

PROJECT NO. 12-011
BID FOR: AUTO SERVICE BUILDING ROOF REPLACEMENT
LOCATION: BRADLEY PARK EQUIPMENT CENTER

TELEPHONE NO.: _____

BY: _____
(Signature of Authorized Official)

TITLE: _____

BIDDER'S SEAL

WITNESS: _____

END OF BID FORM



Office Use Only: Approved: _____ Date: _____
--

**Peoria Park District
Certificate of Equal Employment Opportunity Compliance
for
Contractors and Vendors**

Disclosure of the information requested in this form is required by the Peoria Park District. Failure to properly complete, sign, and notarize this form will result in it being returned unprocessed thereby resulting in a delay or denial of eligibility to bid.

As part of the Company’s commitment to equal employment opportunity practices, this company does the following:

- Recruits, trains, upgrades, promotes and disciplines persons without regard to race, color, sex, religion, national origin, veteran status, age, mental or physical ability.
- Notifies all recruitment sources that all qualified applicants will be considered for employment without regard to race, color, sex, religion, national origin, veteran status, age, mental or physical ability.
- When advertising is used, specifies that all qualified applicants will be considered for employment without regard to race, color, sex, religion, national origin, veteran status, age, mental or physical ability.
- Notifies all labor organizations which furnish this company with any skilled or non-skilled labor of the Company’s responsibility to comply with the equal employment opportunity requirements required in all contracts by the Peoria Park District.
- Notifies all of its sub-contractors of their obligation to comply with the equal employment opportunity requirements required in all contracts by the Peoria Park District.
- Has an affirmative action program that assures the company’s fair employment practices are understood and carried out by all of its managerial, administrative and supervisory personnel.

Is the Company a “state certified” minority/woman owned business (MBE/WBE)? YES NO

The Company does not discriminate against any employees or applicants for employment because of race, color, religion, sex, national origin, veteran status, age, mental or physical ability.

The Company does not maintain segregated facilities for any of its employees on the basis of race, religion, color, national origin, because of habit, local custom, or otherwise.

By signing this form, the Company attests that it complies with all statements listed above as part of the Company’s commitment to equal employment opportunity practices. The Company further agrees that it has completed the attached Workforce Profile Sheet truthfully, to the best of its knowledge.

Company Name

SUBSCRIBED and sworn to before me this ____ day
of _____, 20____.

Company Address

NOTARY PUBLIC

Signature of Company Official

Note: Notary Seal Required.

Title

Telephone Number & Fax Number

WORKFORCE PROFILE - FULL TIME ONLY

Job Classifications	Total Employees		Black		Hispanic		Native American		Asian		Veteran		Disabled	
	M	F	M	F	M	F	M	F	M	F	M	F	M	F
1. Officials, Managers, Supervisors														
2. Professionals														
3. Technicians														
4. Sales														
5. Office/Clerical														
6. White Collar Trainees:														
7. Skilled Crafts:														
8. Apprentices:														
9. On-the-job Trainees:														
10. Semi-skilled														
11. Service Workers														
12. Unskilled														
TOTALS														

WORKFORCE PROFILE INSTRUCTIONS

RACE/ETHNIC IDENTIFICATION

WHITE (not of Hispanic origin): All persons having origins in any of the original peoples of Europe, North Africa, or the Middle East.

BLACK (not of Hispanic origin): All persons having origins in any of the Black racial groups of Africa.

HISPANIC: All persons of Mexican, Puerto Rican, Cuban, Central or South American, or other Spanish culture or origin, regardless of race.

ASIAN or PACIFIC ISLANDER: All persons having origins in any of the original peoples of the Far East, Southeast Asia, the Indian Subcontinent, or the Pacific Islands. This area includes, for example, China, India, Japan, Korea, the Philippine Islands, and Samoa.

NATIVE AMERICAN or ALASKAN NATIVE: All persons having origins in any of the original peoples of North America, and who maintain cultural identification through tribal affiliation or community recognition.

DESCRIPTION OF JOB CLASSIFICATIONS

OFFICIALS, MANAGERS, AND SUPERVISORS - Occupations requiring administrative personnel who set broad policies, and exercise over-all responsibility for the execution of these policies, and direct individual departments or special phases of a firm's operations. Includes: officials, executives, middle management, plant managers, department managers/superintendents, salaried foremen who are members of management, purchasing agents and buyers, and kindred workers.

PROFESSIONALS - Occupations requiring either college graduation or experience of such kind and amount as to provide a comparable background. Includes: accountants/auditors, airplane pilots and navigators, architects, artists, chemists, designers, dietitians, editors, engineers, lawyers, librarians, mathematicians, natural scientists, personnel and labor relations workers, physical scientists, physicians, social scientists, teachers, and kindred workers.

TECHNICIANS - Occupations requiring combination of basic scientific knowledge and manual skill which can be obtained through about 2 years of post high school education, such as is offered in many technical institutes and junior colleges, or through equivalent on-the-job training. Includes: drafters, engineering aids, junior engineers, scientific assistants, surveyors, technical illustrators, technicians (medical, dental, electronic physical sciences), and kindred workers.

SALES WORKERS - Occupations engaging wholly or primarily in direct selling. Includes: advertising agents/salespersons, insurance agents/brokers, real estate agents/brokers, stock and bond salespersons, demonstrators, salespersons and sales clerks, and kindred workers.

OFFICE AND CLERICAL WORKERS - Includes all clerical type work regardless of level of difficulty, where the activities are predominantly non-manual though some manual work not directly involved with altering or transporting the products is included. Includes: bookkeepers, cashiers, collectors (bills and accounts), messengers and office couriers, office machine operators, shipping and receiving clerks, stenographers, typist and secretaries, telegraph and telephone operators, and kindred workers.

WHITE COLLAR TRAINEES - Persons engaged in formal training for official, managerial, professional, technical, sales, office and clerical occupations.

SKILLED CRAFTS - Manual worker of relatively high skill level having a thorough and comprehensive knowledge of the processes involved in their work. Exercise considerable independent judgment and usually receive an extensive period of training. Includes: the building trades hourly paid foremen and leadmen who are not members of management, mechanics and repairmen, skilled machining occupations, compositors and typesetters, electricians, engravers, job setters (metal), motion picture projectionists, pattern and model makers, stationary engineers, tailors and tailoresses, and kindred workers.

APPRENTICES - Persons employed in a program including work training and related instruction to learn a trade or craft which is traditionally considered an apprenticeship, regardless of whether the program is registered with a Federal or State agency.

ON-THE-JOB TRAINEES - Persons engaged in formal training for craftsmen when not trained under apprentice programs; semi-skilled, unskilled and service occupations.

SEMI-SKILLED WORKERS - Workers who operate machine or processing equipment or perform other factory-type duties of intermediate skill level which can be mastered in a few weeks and require only limited training.

SERVICE WORKERS - Workers in both protective and non-protective service occupations. Includes: attendants (hospital and other institution, professional and personal service), barbers, charwomen and cleaners, cooks (except household), counter and fountain workers, elevator operators, fire fighters, guards, watchmen and doorkeepers, stewards, janitors, police officers and detectives, porters, waiters and waitresses, and kindred workers.

UNSKILLED WORKERS - Workers in manual occupations which generally require no special training. Perform elementary duties that may be learned in a few days and require the application of little or no independent judgement. Includes: garage laborers, car washers and greasers, gardeners (except farm) and groundskeepers, longshoremen and stevedores, lumbermen, craftsmen and wood choppers, laborers performing lifting, digging, mixing loading and pulling operations, and kindred workers.

PLEASE BE ADVISED!

Every party to a public contract and every party bidding on public contracts are required to have a written sexual harassment policy that contains:

- (1) a definition of sexual harassment under state law;
- (2) a description of sexual harassment utilizing examples;
- (3) a formalized complaint procedure;
- (4) a statement of victims rights;
- (5) directions on how to contact the Illinois Department of Human Rights – **Illinois companies.** **Out-of-State companies must include directions on how to contact the enforcement agency within their state.** Companies that issue a standard policy for all business locations must prepare an addendum providing directions on how to contact the appropriate enforcement agency.
- (6) a recitation that there cannot be any retaliation against employees who elect to file charges.

Recommendation: Your sexual harassment policy should be drafted in language easy to understand and any revisions should be reviewed by legal counsel. A copy of your policy should be posted in a prominent and accessible location to assure all employees will be notified of the company's position.

In order to conduct business with the PEORIA PARK DISTRICT, you must have a written sexual harassment policy that conforms to the new ACT.

**FAILURE TO DO SO
WILL DISQUALIFY YOU AS AN ELIGIBLE VENDOR!!!**

Please be advised, effective July 1, 1993, Governor Jim Edgar established under Executive Order Number 7 (Public Act 87-1257) that every party to a public contract and every party bidding on a public contract within the State of Illinois must have a written policy statement prohibiting sexual harassment. The following model policy statement is a draft copy provided for use in formulating your company's policy statement

SEXUAL HARASSMENT POLICY STATEMENT

It is the responsibility of each individual employee to refrain from sexual harassment and it is the right of each individual employee to work in an environment free from sexual harassment.

DEFINITION OF SEXUAL HARASSMENT

According to the Illinois Human Rights Act, sexual harassment is defined as:

Any unwelcome sexual advances or requests for sexual favors or any conduct of a sexual nature when

1. submission to such conduct is made either explicitly or implicitly a term or condition of an individual's employment;
2. submission to or rejection of such conduct by an individual is used as the basis for employment decision(s) affecting such individual; or
3. such conduct has the purpose or effect of substantially interfering with an individual's work performance or creating an intimidating, hostile, or offensive working environment.

The courts have determined that sexual harassment is a form of discrimination under Title VII of the U.S. Civil Rights act of 1964, as amended in 1991. One such example is a case where a qualified individual is denied employment opportunities and benefits that are, instead, awarded to an individual who submits (voluntarily or under duress) to sexual advances or sexual favors. Another example is where an individual is subjected to unwelcome sexual conduct in order to receive an employment opportunity.

D R A F T

Other conduct commonly considered to be sexual harassment includes:

- ⇒ Verbal: Sexual innuendoes, suggestive comments, insults, humor and jokes about sex, anatomy or gender-specific traits, sexual propositions, threats, repeated requests for dates, or statement about other employees, even outside of their presence, of a sexual nature.
- ⇒ Non-Verbal: Suggestive or insulting sounds (whistling), leering, obscene gestures, sexually suggestive bodily gestures, "catcalls", "smacking" or "kissing" noises.
- ⇒ Visual: Posters, signs, pin-ups, slogans of a sexual nature.
- ⇒ Physical: Touching, unwelcome hugging or kissing, pinching, brushing the body, coerced sexual intercourse or actual assault.

Sexual harassment most frequently involves a man harassing a woman. However, it can also involve a woman harassing a man or harassment between members of the same gender.

The most severe and overt forms of sexual harassment are easier to determine; however, some sexual harassment is more subtle and depends to some extent on individual perception and interpretation. The trend in the courts is to assess sexual harassment by a standard of what would offend a "reasonable woman" or a "reasonable man", depending upon the gender of the alleged victim.

An example of the most subtle form of sexual harassment is the use of endearments. The use of terms such as "honey", "darling", and "sweetheart" is objectionable to many women who believe that these terms undermine their authority and their ability to deal with men on an equal and professional level.

Another example is the use of a compliment that could potentially be interpreted as sexual in nature. Below are three statements that might be made about the appearance of a woman in the workplace:

- ⇒ “That’s an attractive dress you have on.”
- ⇒ “That’s an attractive dress. It really looks good on you.”
- ⇒ “That’s an attractive dress. You really fill it out well.”

The first statement appears to be simply a compliment. The last is most likely to be perceived as sexual harassment depending on individual perceptions and values. To avoid the possibility of offending an employee, it is best to follow a course of conduct above reproach, or to err on the side of caution.

RESPONSIBILITY OF INDIVIDUAL EMPLOYEES

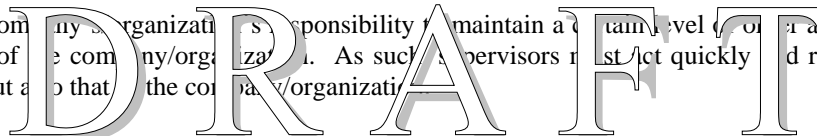
Each individual employee has the responsibility to refrain from sexual harassment in the workplace. An individual employee who harasses a fellow worker is, of course, liable for his or her individual conduct. The harassing employee will be subject to disciplinary action up to and including discharge in accordance with company/organization policy or a collective bargaining agreement, as appropriate.

RESPONSIBILITY OF SUPERVISORY PERSONNEL

Each supervisor is responsible for maintaining a workplace free of sexual harassment. This is accomplished by promoting a professional environment and by dealing with sexual harassment as with all other forms of employee misconduct.

The courts have found companies/organizations as well as supervisors can be held liable for damages related to sexual harassment by a manager, supervisor, employee, or third party (an individual who is not an employee but does business with a company/organization, such as a contractor, customer, sales representative, or repair person).

Liability is based either on a company/organization's responsibility to maintain a certain level of order and discipline, or on the supervisor acting as an agent of the company/organization. As such, supervisors must act quickly and responsibly, not only to minimize their own liability, but also that the company/organization.



RESOLUTION OUTSIDE THE COMPANY/ORGANIZATION

It is hoped that most sexual harassment complaints and incidents can be resolved within a company/organization. However, an employee has the right to contact the Illinois Department of Human Rights (IDHR) or the U.S. Equal Employment Opportunity Commission (EEOC) about filing a formal complaint. An IDHR complaint must be filed within 180 days of the alleged incident(s) unless it is a continuing offense. A complaint with EEOC must be filed within 300 days.

Illinois Department of Human Rights

- (217) 785-5100 – Springfield
- (217) 785-5125 – TDD Springfield
- (312) 814-6200 – Chicago
- (312) 263-1579 – TDD Chicago

Illinois Human Rights Commission

- (217) 785-4350 – Springfield
- (217) 785-5125 – TDD Springfield
- (312) 814-6269 – Chicago
- (312) 814-4760 – TDD Chicago

U.S. Equal Employment Opportunity Commission

- (312) 353-2613 – Chicago District Office
- (800) 669-4000 – Toll Free Within State of Illinois
- (800) 669-6820 – TDD Chicago

An employee who is suddenly transferred to a lower paying job or passed for promotion, after filing a complaint with IDHR or EEOC, may file a retaliation charge, also due 180 days (IDHR) or 300 days (EEOC) from the alleged retaliation.

An employee who has been physically harassed or threatened while on the job may also have grounds for criminal charges of assault and battery.

FALSE AND FRIVOLOUS COMPLAINTS

False and frivolous charges refer to cases where the accuser is using a sexual complaint to accomplish some end other than stopping sexual harassment. It does not refer to charges made in good faith which cannot be proven. Given the seriousness of the consequences for the accused, a false and frivolous charge is a severe offense that can itself result in disciplinary action.



ILLINOIS DRUG FREE WORKPLACE CERTIFICATION

The undersigned Contractor/Vendor hereby certifies that it will comply with all provisions of the Illinois Drug Free Workplace Act of 1991.

Dated this _____ day of _____, 20 _____

Contractor/Vendor

By: _____



SUBSTANCE ABUSE PREVENTION PROGRAM CERTIFICATION

Project Name: _____

Location: _____

The Substance Abuse Prevention on Public Works Act Public Act 95-0635, prohibits the use of drugs and alcohol, as defined in the Act, by employees of the Contractor and by employees of all approved Subcontractors while performing work on a public works project. The Contractor/Subcontractor herewith certifies that it has a superseding collective bargaining agreement or makes the public filing of its written substance abuse prevention program for the prevention of substance abuse among its employees who are not covered by a collective bargaining agreement dealing with the subject as mandated by the Act.

A. The undersigned representative of the Contractor/Subcontractor certifies that the contracting entity has signed collective bargaining agreements that are in effect for all of its employees, and that deal with the subject matter of Public Act 95-0635.

Contractor/Subcontractor

Name of Authorized Representative (type or print)

Title of Authorized Representative (type or print)

Signature of Authorized Representative Date

B. The undersigned representative of the Contractor/Subcontractor certifies that the contracting entity has in place, for all of its employees not covered by a collective bargaining agreement that deals with the subject of the Act, the attached substance abuse prevention program that meets or exceeds the requirements of Public Act 95-0635.

Contractor/Subcontractor

Name of Authorized Representative (type or print)

Title of Authorized Representative (type or print)

Signature of Authorized Representative Date



CERTIFICATION OF SAFETY COMPLIANCE

The undersigned Contractor/Vendor hereby certify that they and their sub-contractors will comply with any and all prevailing occupational safety and health standards including, but not limited to the following: hazard communication, hearing conservation, respirator use, permit required confined space entry, scaffolding, personal protective equipment, ladder usage, ventilation, flammable and combustible liquids handling and storage and lockout/tagout. Such compliance may include a training component or require a written program of compliance.

Dated this day of _____, 20 _____.

CONTRACTOR/VENDOR: _____

By: _____

**PLEASURE DRIVEWAY AND PARK DISTRICT
OF PEORIA, ILLINOIS**

Individual Contractor Form

CONTRACTOR CERTIFICATION

I, _____, do hereby certify that I am a contractor who has not been barred from bidding on a public contract as a result of a violation of either Section 33E-3 (bid-rigging) or Section 33E-4 (bid rotating) of the Illinois Criminal Code, Illinois Compiled Statutes 720 ILCS 5/33E-3 and 5/33E-4.

Contractor

By: _____

Subscribed and Sworn before me this _____ day of _____, 20____

Notary Public

My Commission Expires _____, 20____

**PLEASURE DRIVEWAY AND PARK DISTRICT
OF PEORIA, ILLINOIS**

Corporate or Partnership Contractor Form

CONTRACTOR CERTIFICATION

I, _____, a duly authorized agent of
(Agent)

_____, do hereby certify that neither
(Contractor)

_____, nor any individual presently
(Contractor)

affiliated with _____, has been barred from
(Contractor)

bidding on a public contract as a result of a violation of either Section 33E-3 (bid-rigging) or Section 33E-4 (bid rotating) of the Illinois Criminal Code, Illinois Compiled Statutes, 720 ILCS 5/33E-3 and 5/33E-4.

Contractor

By: _____

Subscribed and Sworn before me this _____ day of _____, 20____

Notary Public

My Commission Expires _____, 20____

MAJOR SUBCONTRACTORS LIST

The following tabulation of Major Subcontractors shall be attached and made a condition of the Bid. The Bidder expressly understands and agrees to the following provisions:

- A. If awarded a Contract as a result of this Bid, the major subcontractors used in the prosecution of the work will be those listed below.
- B. The following list includes all subcontractors who will perform work representing 5% (five percent) or more of the total Base Bid.
- C. The subcontractors listed below are financially responsible and are qualified to perform the work required.
- D. The subcontractors listed below comply with the requirements of the Contract Documents.
- E. Any substitutions in the subcontractors listed below shall be requested in writing by the Contractor and must be approved in writing by the Owner. No sub-subcontractors will be allowed unless specifically stated on the form. All pertinent financial, performance, insurance and other applicable information shall be submitted with the request for substitution(s). Owner shall respond to such requests within 14 calendar days following the submission of all necessary information to the full satisfaction of the Owner.
- F. Failure to submit the list of Major Subcontractors as stated herein shall constitute a material variation from the Invitation to Bid; and any such Bid may be rejected by the Owner.

Subcontractor Name	Address	Telephone	Area of Work	Minority/Women Owned Business (Yes/No)

(Attach additional sheets if required)

END OF MAJOR SUBCONTRACTORS FORM

Directory of Minority & Women Owned Business Enterprises
Compiled with Information from
City of Peoria Equal Opportunity Office
Peoria Housing Authority
Peoria Park District

Revised 1/11

Adams Septic & Sewer Services, Inc. Michelle Adams	Septic and Sewer Contractor WBE 1641 N. Tiber Ridge Ct., East Peoria, IL 61611	(309) 691-6113
AFE Construction, Inc. Monica Arbuckle	General Contractor WBE P.O. Box 199, Mackinaw, IL 61755	(309) 303-7065 (866) 491-2209 (Fax)
A & L Salvage, Inc. Archie Brown	Clean Up, Tree Cutting & Removal, Truck Salvaging MBE 824 W. Brons Peoria, IL 61604	(309) 682-4412
Alexander Brothers Construction Co. Allester Alexander	Concrete, Demolition, Excavation, Landscaping MBE P.O. Box 1508, Peoria, IL 61605	(309) 673-6768
Ambri Inc. Robert J. Hunt. Jr.	Drywall, Flooring, Painting, Cabinetry MBE 9101 S. Nashville Ave., Oak Lawn, IL 60453	(708) 233-0217 (Phone and Fax)
Atherton, P.A. Patricia Atherton	Asphalt, Concrete, Demolition, Excavation WBE 57 Eichorn Road, Spring Bay, IL 61611	(309) 822-8575 (309) 822-8782 (Fax)
BJB Enterprises, Inc. Jim Bryant	Concrete, Demolition, Excavation, General, Landscaping, Trucking/Hauling MBE 1220 SW Washington St., Peoria, IL 61602	(309) 671-4415 (309) 673-4308 (Fax)
Braun Excavating, Inc. Teresa Braun	Demolition, Digging of Footings, Excavation, Pipe Laying WBE 24 Gulf Stream Bartonville, IL 61607	(309) 697-5454 (309) 697-6567 (Fax)
Brown, Leo Trucking, Inc. Leo Brown	Trucking/Hauling MBE P. O. Box 9057, Peoria, IL 61612	(309) 685-6710 (309) 685-0759 (Fax)
Buddy's Landscaping Dexter Davis	Landscaping MBE P. O. Box 1836, Bloomington, IL 61702	(309) 824-9211 (309) 454-3342 (Fax)
Central Landscaping	Landscaping WBE 12512 Mendell Rd., Princeville, IL 61559	(309) 385-4832 (309) 385-2644 (Fax)
CJL Landscaping, Inc. Rebecca J. Kelch	Landscaping WBE 10902 W. U. S. Highway 150, Brimfield, IL 61517	(309) 691-9200 (309) 691-5131 (Fax)
Clean Sweep Lead Abatement Ricky Walker	Lead-Based Paint Removal MBE 4014 Brighton Peoria, IL 61615	(309) 689-1146
Cordova Construction Tina Christopher	Concrete Removal, Curb & Gutter Removal, Sidewalk Removal WBE 2424 N. Ellory Road, Peoria, IL 61615	(309) 674-8810
Cornerstone Builders & Developers Ron Touilly	WBE 6129 W. Southport Rd., Peoria, IL 61615	(309) 674-9000 (309) 673-7783 (Fax)
CSS (Construction Specialties & Services) Dave Suzuki	Building Specialties, Design, Engineering, Estimating MBE P. O. Box 120703 Peoria, IL 61614	(309) 685-8453
Davis Brothers Construction Company Russell Davis	Trucking/Hauling MBE 1522 W. Kettelle St. Peoria, IL 61605	(309) 683-6931
DECA Realty Eddie J. Washington	Real Estate Broker, Appraiser MBE 417 W. Main, Peoria, IL 61606	(309) 637-3322 (309) 682-3922 (Fax)
Dunbar Transfer	Trucking WBE P.O. Box 315, Chillicothe, IL 61523-0315	(309) 303-5122 brendunbar@frontier.com

E & D Trucking and Hauling, Inc. Eddie Proctor	Trucking/Hauling MBE 1913 N. Idaho, Peoria, IL 61604	(309) 682-4336 (309) 251-6736 (Cell)
Elegant Installations James Barrett	Installation/sales custom drapery, blinds, shade, shutters MBE 125 E. Elaine, Peoria, IL 61614	(309) 648-8118 (309)693-0007 (Fax)
Fashion Floors, Inc. Yvonne Hand	Floorcoverings WBE 930 S. 2 nd Street, Suite B, Pekin, IL 61554	(309) 353-8272 (309) 347-1109 (Fax)
Fuhrmann Engineering Inc. Kathy Shelter	Civil Engineers / Land Surveyors WBE 456 Fulton St., Suite 146	(309) 713-3498 Ext. 5
Flessner Electric	Electrical 3600 S. Cameron Ln., Mapleton, IL 61547	(309) 697-2484
G&L Trucking & Construction	WBE 1113 W. Groveland Ave., Peoria, IL 61604	(309) 686-9334
Garza Heating & Cooling	1304 S. Western Ave., Peoria, IL 61605	(309) 645-6294
Ronald A. Givens & Associates Ronald A. Givens	Insurance & Investments MBE 2616 N. Lehman, Peoria, IL 61602	(309) 685-4588 (309) 676-3152 (Fax)
Gutters & More	WBE 157 Thunderbird Ln., East Peoria, IL 61611	(309) 694-4000 (309) 694-3356 (Fax)
Hancock Trucking, Inc. Nancy Hancock	Trucking/Hauling WBE 30570 Hancock Road Mackinaw, IL 61755	(309) 447-6733
Hanley Steel, Inc. Jill Hanley	Fabricated structural and miscellaneous steel WBE 8811 N. Industrial Rd., Peoria, IL 61615	(309) 692-5250 (309) 692-5251 (Fax)
Heart Technologies Jim Bainter Brad Armstrong	Data and Telephone, Communication and Construction WBE 3105 N. Main Street, Peoria, IL 61611	(309) 427-7000 (309) 427-7007 (Fax)
Hermann & Associates Alisha Hermann	WBE 5835 N. Galena Rd., Peoria, IL 61614	(309) 687-5566 (309) 687-0571 (Fax)
Horan Construction, Inc. Susan Arnholt	Carpentry, Concrete, Demolition, General, Wrecking WBE 1720 W. Chanute Road Peoria, IL 61615	(309) 691-3133 (309) 691-1841 (Fax)
Intech Innovations John McCrary	Audio/Video Design and Integration WBE Washington, IL 61571	(309) 370-6676 (309) 745-9691 (Fax)
J Construction Frank Coates	General MBE 1810 Stever, Peoria, IL 61605	(309) 303-3919 (Cell)
J. D. Masonry Services Hurdestine Dabbs	Concrete M/WBE 907 E. Arcadia, Peoria, IL 61603	(309) 453-6533 (Cell)
J&J Manufacturing	110 W. Walnut, Chillicothe, IL 61523	(209) 274-3141
J & J Construction Herman Johnson	Demolition, Excavation MBE 1710 W. Garden Street, Peoria, IL 61605	(309) 673-8616 (309) 676-8292 (Fax)
J & K Construction James Tilman	General MBE 4003 N. Rochelle, Peoria, IL 61615	(309) 685-8554 (309) 685-8554 (Fax)
JM Industrial Supply Ron Given	Maintenance Items, Tools, Soaps MBE 2323 Lakeshore, Pekin, IL 61554	(309) 346-5796 (309) 347-5100
Kahbeah Contracting & Trucking Larry Kahbeah	Trucking/Hauling MBE 510 N. Yates, P. O. Box 56, Tallula, IL 62688	(217) 634-4157 (217) 634-4157 (Fax)
LV Enterprise John L. Palmer	Trucking/Hauling MBE 303 E. Archer Avenue, Peoria, IL 61603	(309) 657-2420 (309) 682-8872 (Fax)
M & A Plumbing Michael Abner	Plumbing MBE 6216 N. Devonshire Avenue, Peoria, IL 61615	(309) 689-0133 (309) 689-0133 (Fax)

M&K Heating & Cooling Reggie Williams	HVAC MBE 2406 W. Newman Parkway, Peoria, IL 61604	(309) 256-6129
M & L Plumbing Manzell Lawson	Plumbing MBE 1309 W. Lincoln, Peoria, IL 61605	(309) 674-8466
Midwest Construction Services Sheila Shover	Traffic Control Products, Trucking/Hauling M/WBE P. O. Box 4185, Bartonville, IL 61607	(309) 697-1000 (309) 697-1004 (Fax)
Pendleton Excavating Darold Pendleton	Excavation, Sand & Gravel MBE 1207 W. MacQueen Peoria, IL 61605	(309) 685-9133 (309) 685-9133 (Fax)
Porter, V. L. Vincent Porter	Concrete, General MBE 500 W. North, Suite 10, Springfield, IL 62704	(217) 744-8050
RTM Concrete Construction Morris Stokes	Concrete MBE 2207 W. Wiswall, Peoria, IL 61605	(309) 637-4237
N. E. Rudd Trucking Nanette Jenkins-Rudd	Trucking/Hauling WBE P.O. Box 14, 107 Washington St., Kingston Mines, IL 61539	(309) 389-4150 (309) 389-2849 (Fax)
Rufus Construction Company Rufus Nelson	Painting, Roofing, Remodeling MBE 1819 S. Idaho Street, Peoria, IL 61605	(309) 673-6776 (309) 497-9453 (Cell)
Searle Trucking, Inc. Debbie Searle	Trucking/Hauling WBE P. O. Box 1084, Peoria, IL 61653	(309) 686-0708 (309) 688-5365 (Fax)
Sherwin Baker & Associates, Inc. Sherwin Baker	Construction Management, Consulting, Engineering, Technical Services MBE 103 E. Archer, Peoria, IL 61603	(309) 688-4203 (309) 688-4203 (Fax)
Smeltz, V.	Excavation MBE P. O. Box 64, Washington, IL 61571	
Tabitha Ventures, Inc. Edward O. Taiwo	Asphalt, Concrete, Demolition, Earthwork, Electrical, Excavation, General, HVAC, Landscaping, Painting, Plumbing, Resurfacing, Roofing, Trucking/Hauling MBE, 2000 W. Pioneer Parkway, Suite 7B, Peoria, IL 61615	(309) 692-1473 (309) 692-1564 (Fax)
The Communication Connection Jennifer Stone	Communication, Wire and Cable, Electrical and Telephone Products WBE 604 Filmore Street Harrisburg, PA 17104	(717) 561-7267
Three Cross Development J. T. Donelson	Concrete, General, Sidewalk MBE 1519 W. Millman Peoria, IL 61605	(309) 637-1238
Tilman Electric James Tilman	Electrical MBE 4003 N. Rochelle, Peoria, IL 61615	(309) 685-8554 (309) 264-3903 (Cell)
Whitaker Construction Lionel Whitaker	Concrete, General, Curb & Gutter, Sidewalk MBE 4010 N. Marbleway Dr., Peoria, IL 61615	(309) 682-9305 (309) 208-0476 (Cell)
Wiegand & Storrer Leslie Savant	Excavation, Sewer WBE 3210 E. Washington Road, East Peoria, IL 61611	(309) 699-6457 (309) 699-9660 (Fax)

Peoria County Prevailing Wage for June 2012

(See explanation of column headings at bottom of wages)

Trade Name Trng	RG	TYP	C	Base	FRMAN	*M-F>8	OSA	OSH	H/W	Pensn	Vac
=====	==	===	=	=====	=====	=====	===	===	=====	=====	=====
ASBESTOS ABT-GEN 0.800		BLD		25.970	27.470	1.5	1.5	2.0	7.700	12.95	0.000
ASBESTOS ABT-GEN 0.850		HWY		28.750	30.000	1.5	1.5	2.0	7.700	13.95	0.000
ASBESTOS ABT-MEC 0.720		BLD		31.280	0.000	1.5	1.5	2.0	10.82	10.66	0.000
BOILERMAKER 0.300		BLD		35.010	38.010	2.0	2.0	2.0	7.070	13.83	0.000
BRICK MASON 0.530		BLD		31.690	33.190	1.5	1.5	2.0	7.400	8.880	0.000
CARPENTER 0.420		BLD		29.290	31.540	1.5	1.5	2.0	7.350	12.55	0.000
CARPENTER 0.420		HWY		30.230	32.480	1.5	1.5	2.0	7.350	12.94	0.000
CEMENT MASON 0.500		BLD		26.600	28.350	1.5	1.5	2.0	8.140	12.80	0.000
CEMENT MASON 0.500		HWY		27.830	29.330	1.5	1.5	2.0	8.140	13.23	0.000
CERAMIC TILE FNSHER 0.520		BLD		29.380	0.000	1.5	1.5	2.0	7.400	8.880	0.000
ELECTRIC PWR EQMT OP 0.270		ALL		35.440	0.000	1.5	1.5	2.0	5.000	10.98	0.000
ELECTRIC PWR GRNDMAN 0.180		ALL		24.320	0.000	1.5	1.5	2.0	5.000	7.540	0.000
ELECTRIC PWR LINEMAN 0.300		ALL		39.370	41.910	1.5	1.5	2.0	5.000	12.20	0.000
ELECTRIC PWR TRK DRV 0.190		ALL		25.510	0.000	1.5	1.5	2.0	5.000	7.920	0.000
ELECTRICIAN 0.400		BLD		34.820	37.320	1.5	1.5	2.0	5.350	10.08	0.000
ELECTRONIC SYS TECH 0.400		BLD		27.430	29.180	1.5	1.5	2.0	5.350	9.320	0.000
ELEVATOR CONSTRUCTOR 0.000		BLD		40.250	45.280	2.0	2.0	2.0	11.03	11.96	2.415
GLAZIER 1.250		BLD		30.770	32.770	1.5	1.5	2.0	9.700	7.700	0.000
HT/FROST INSULATOR 0.720		BLD		41.700	44.200	1.5	1.5	2.0	10.82	11.86	0.000
IRON WORKER 0.440		BLD		30.120	31.870	1.5	1.5	2.0	8.890	11.01	0.000
IRON WORKER 0.390		HWY		33.070	35.070	1.5	1.5	2.0	8.890	11.01	0.000
LABORER 0.800		BLD		24.970	26.470	1.5	1.5	2.0	7.700	12.95	0.000
LABORER 0.800		HWY		28.000	29.250	1.5	1.5	2.0	7.700	13.95	0.000
LABORER, SKILLED 0.800		BLD		25.370	26.870	1.5	1.5	2.0	7.700	12.95	0.000
LABORER, SKILLED 0.800		HWY		28.300	29.550	1.5	1.5	2.0	7.700	13.95	0.000
LATHER 0.420		BLD		29.290	31.540	1.5	1.5	2.0	7.350	12.55	0.000
MACHINERY MOVER 0.390		HWY		33.070	35.070	1.5	1.5	2.0	8.890	11.01	0.000
MACHINIST 0.000		BLD		43.160	45.160	1.5	1.5	2.0	7.980	8.950	0.000
MARBLE FINISHERS 0.520		BLD		29.380	0.000	1.5	1.5	2.0	7.400	8.880	0.000
MARBLE MASON 0.520		BLD		31.140	32.390	1.5	1.5	2.0	7.400	8.880	0.000
MILLWRIGHT 0.420		BLD		30.240	32.490	1.5	1.5	2.0	7.350	11.94	0.000
MILLWRIGHT 0.420		HWY		31.380	33.630	1.5	1.5	2.0	7.350	12.29	0.000
OPERATING ENGINEER 2.200		BLD	1	32.290	35.290	1.5	1.5	2.0	7.250	11.65	0.000
OPERATING ENGINEER 2.200		BLD	2	30.140	35.290	1.5	1.5	2.0	7.250	11.65	0.000

Peoria County Prevailing Wage for June 2012

OPERATING ENGINEER 2.200	BLD 3	28.560	35.290	1.5	1.5	2.0	7.250	11.65	0.000
OPERATING ENGINEER 2.600	HWY 1	35.000	38.000	1.5	1.5	2.0	9.000	12.50	0.000
OPERATING ENGINEER 2.600	HWY 2	32.490	38.000	1.5	1.5	2.0	9.000	12.50	0.000
OPERATING ENGINEER 2.600	HWY 3	28.340	38.000	1.5	1.5	2.0	9.000	12.50	0.000
PAINTER 1.250	ALL	32.200	34.200	1.5	1.5	1.5	8.950	8.200	0.000
PAINTER SIGNS 0.000	BLD	33.920	38.090	1.5	1.5	1.5	2.600	2.710	0.000
PILEDRIIVER 0.420	BLD	29.790	32.040	1.5	1.5	2.0	7.350	12.55	0.000
PILEDRIIVER 0.420	HWY	31.230	33.480	1.5	1.5	2.0	7.350	12.94	0.000
PIPEFITTER 1.010	BLD	36.500	40.520	1.5	1.5	2.0	7.000	11.63	0.000
PLASTERER 0.500	BLD	27.000	28.250	1.5	1.5	2.0	8.140	12.33	0.000
PLUMBER 0.900	BLD	33.060	36.040	1.5	1.5	2.0	7.000	13.01	0.000
ROOFER 0.250	BLD	27.830	29.220	1.5	1.5	2.0	7.950	7.220	0.000
SHEETMETAL WORKER 0.660	BLD	31.920	33.520	1.5	1.5	2.0	7.270	13.08	0.000
SIGN HANGER 0.390	HWY	33.070	35.070	1.5	1.5	2.0	8.890	11.01	0.000
SPRINKLER FITTER 0.350	BLD	36.140	38.890	1.5	1.5	2.0	8.100	8.200	0.000
STEEL ERECTOR 0.390	HWY	33.070	35.070	1.5	1.5	2.0	8.890	11.01	0.000
STONE MASON 0.530	BLD	31.690	33.190	1.5	1.5	2.0	7.400	8.880	0.000
TERRAZZO FINISHER 0.520	BLD	29.380	0.000	1.5	1.5	2.0	7.400	8.880	0.000
TERRAZZO MASON 0.520	BLD	31.140	32.390	1.5	1.5	2.0	7.400	8.880	0.000
TILE MASON 0.520	BLD	31.140	32.390	1.5	1.5	2.0	7.400	8.880	0.000
TRUCK DRIVER 0.250	ALL 1	30.350	0.000	1.5	1.5	2.0	10.05	4.610	0.000
TRUCK DRIVER 0.250	ALL 2	30.790	0.000	1.5	1.5	2.0	10.05	4.610	0.000
TRUCK DRIVER 0.250	ALL 3	30.990	0.000	1.5	1.5	2.0	10.05	4.610	0.000
TRUCK DRIVER 0.250	ALL 4	31.270	0.000	1.5	1.5	2.0	10.05	4.610	0.000
TRUCK DRIVER 0.250	ALL 5	32.090	0.000	1.5	1.5	2.0	10.05	4.610	0.000
TRUCK DRIVER 0.250	O&C 1	24.280	0.000	1.5	1.5	2.0	10.05	4.610	0.000
TRUCK DRIVER 0.250	O&C 2	24.630	0.000	1.5	1.5	2.0	10.05	4.610	0.000
TRUCK DRIVER 0.250	O&C 3	24.790	0.000	1.5	1.5	2.0	10.05	4.610	0.000
TRUCK DRIVER 0.250	O&C 4	25.020	0.000	1.5	1.5	2.0	10.05	4.610	0.000
TRUCK DRIVER 0.250	O&C 5	25.670	0.000	1.5	1.5	2.0	10.05	4.610	0.000
TUCKPOINTER 0.530	BLD	31.690	33.190	1.5	1.5	2.0	7.400	8.880	0.000

Legend: RG (Region)
 TYP (Trade Type - All,Highway,Building,Floating,Oil & Chip,Rivers)
 C (Class)
 Base (Base Wage Rate)
 FRMAN (Foreman Rate)
 M-F>8 (OT required for any hour greater than 8 worked each day, Mon through Fri.
 OSA (Overtime (OT) is required for every hour worked on Saturday)
 OSH (Overtime is required for every hour worked on Sunday and Holidays)
 H/W (Health & Welfare Insurance)
 Pensn (Pension)
 Vac (Vacation)
 Trng (Training)

Explanations

PEORIA COUNTY

The following list is considered as those days for which holiday rates of wages for work performed apply: New Years Day, Memorial Day, Fourth of July, Labor Day, Thanksgiving Day, Christmas Day and Veterans Day in some classifications/counties. Generally, any of these holidays which fall on a Sunday is celebrated on the following Monday. This then makes work performed on that Monday payable at the appropriate overtime rate for holiday pay. Common practice in a given local may alter certain days of celebration. If in doubt, please check with IDOL.

Oil and chip resealing (O&C) means the application of road oils and liquid asphalt to coat an existing road surface, followed by application of aggregate chips or gravel to coated surface, and subsequent rolling of material to seal the surface.

EXPLANATION OF CLASSES

ASBESTOS - GENERAL - removal of asbestos material/mold and hazardous materials from any place in a building, including mechanical systems where those mechanical systems are to be removed. This includes the removal of asbestos materials/mold and hazardous materials from ductwork or pipes in a building when the building is to be demolished at the time or at some close future date.

ASBESTOS - MECHANICAL - removal of asbestos material from mechanical systems, such as pipes, ducts, and boilers, where the mechanical systems are to remain.

CERAMIC TILE FINISHER, MARBLE FINISHER, TERRAZZO FINISHER

Assisting, helping or supporting the tile, marble and terrazzo mechanic by performing their historic and traditional work assignments required to complete the proper installation of the work covered by said crafts. The term "Ceramic" is used for naming the classification only and is in no way a limitation of the product handled. Ceramic takes into consideration most hard tiles.

ELECTRONIC SYSTEMS TECHNICIAN

Installation, service and maintenance of low-voltage systems which utilizes the transmission and/or transference of voice, sound, vision, or digital for commercial, education, security and entertainment purposes for the following: TV monitoring and surveillance, background/foreground music, intercom and telephone interconnect, field programming, inventory control systems, microwave transmission, multi-media, multiplex, radio page, school, intercom and sound burglar alarms and low voltage master clock systems.

Excluded from this classification are energy management systems, life safety systems, supervisory controls and data acquisition systems not intrinsic with the above listed systems, fire alarm systems, nurse call systems and raceways exceeding fifteen feet in length.

LABORER, SKILLED - BUILDING

The skilled laborer building (BLD) classification shall encompass the following types of work, irrespective of the site of the work: cutting & acetylene torch, gunnite nozzlelemen, gunnite pump men & pots, kettlemen & carriers of men handling hot stuff, sandblaster nozzle men, sandblasting pump men & pots, setting up and using concrete burning bars, wood block setters, underpinning & shoring of existing buildings, and the unloading and handling of all material coated with creosote.

LABORER, SKILLED - HIGHWAY

The skilled laborer heavy & highway (HWY) classification shall encompass the following types of work, irrespective of the site of the work: jackhammer & drill operator, gunite pump & pot man, puddlers, vibrator men, wire fabric placer, sandblast pump & pot man, strike off concrete, unloading, handling & carrying of all creosoted piles, ties or timber, concrete burning bars, power wheelbarrows or buggies, asphalt raker, bricksetters, cutting torchman (electric & acetylene), men setting lines to level forms, form setters, gunite nozzle man & sandblasting nozzle man, power man, and rip-rapping by hand.

TRUCK DRIVER - BUILDING, HEAVY AND HIGHWAY CONSTRUCTION

Class 1. Drivers on 2 axle trucks hauling less than 9 ton. Air compressor and welding machines and brooms, including those pulled by separate units, truck driver helpers, warehouse employees, mechanic helpers, greasers and tiremen, pickup trucks when hauling materials, tools, or workers to and from and on-the-job site, and fork lifts up to 6,000 lb. capacity.

Class 2. Two or three axle trucks hauling more than 9 ton but hauling less than 16 ton. A-frame winch trucks, hydrolift trucks, vector trucks or similar equipment when used for transportation purposes. Fork lifts over 6,000 lb. capacity, winch trucks, four axle combination units, and ticket writers.

Class 3. Two, three or four axle trucks hauling 16 ton or more. Drivers on water pulls, articulated dump trucks, mechanics and working forepersons, and dispatchers. Five axle or more combination units.

Class 4. Low Boy and Oil Distributors.

Class 5. Drivers who require special protective clothing while employed on hazardous waste work.

TRUCK DRIVER - OIL AND CHIP RESEALING ONLY.

This shall encompass laborers, workers and mechanics who drive contractor or subcontractor owned, leased, or hired pickup, dump, service, or oil distributor trucks. The work includes transporting materials and equipment (including but not limited to, oils, aggregate supplies, parts, machinery and tools) to or from the job site; distributing oil or liquid asphalt and aggregate; stock piling material when in connection with the actual oil and chip contract. The Truck Driver (Oil & Chip Resealing) wage classification does not include supplier delivered materials.

OPERATING ENGINEERS - BUILDING

Class 1. Cranes; Overhead Cranes; Gradall; All Cherry Pickers; Mechanics; Central Concrete Mixing Plant Operator; Road Pavers (27E - Dual Drum - Tri Batchers); Blacktop Plant Operators and Plant Engineers; 3 Drum Hoist; Derricks; Hydro Cranes; Shovels; Skimmer Scoops; Koehring Scooper; Drag Lines; Backhoe; Derrick Boats; Pile Drivers and Skid Rigs; Clamshells; Locomotive Cranes; Dredge (all types) Motor Patrol; Power Blades - Dumore - Elevating and similar types; Tower Cranes (Crawler-Mobile) and Stationary; Crane-type Backfiller; Drott Yumbo and similar types considered as Cranes; Caisson Rigs; Dozer; Tournadozer; Work Boats; Ross Carrier; Helicopter; Tournapulls - all and similar types; Scoops (all sizes); Pushcats; Endloaders (all types); Asphalt Surfacing Machine; Slip Form Paver; Rock Crusher; Heavy Equipment Greaser; CMI, CMI Belt Placer, Auto Grade & 3 Track and similar types; Side Booms; Multiple Unit Earth Movers; Creter Crane; Trench Machine; Pump-crete-Belt Crete-Squeeze Cretes-Screw-type Pumps and Gypsum; Bulker & Pump - Operator will clean; Formless Finishing Machine; Flaherty Spreader or similar types; Screed Man on Laydown Machine; Wheel Tractors (industrial or Farm-type w/Dozer-Hoe-Endloader or other attachments); F.W.D. & Similar Types; Vermeer Concrete Saw.

Class 2. Dinkeys; Power Launches; PH One-pass Soil Cement Machine (and similar types); Pugmill with Pump; Backfillers; Euclid Loader; Forklifts; Jeeps w/Ditching Machine or other attachments; Tunneluger; Automatic Cement and Gravel Batching Plants; Mobile Drills (Soil Testing) and similar types; Gurries and Similar Types; (1) and (2) Drum Hoists (Buck Hoist and Similar Types); Chicago Boom; Boring Machine & Pipe Jacking Machine; Hydro Boom; Dewatering System; Straw Blower; Hydro Seeder; Assistant Heavy Equipment Greaser on Spread; Tractors (Track type) without Power Unit pulling Rollers; Rollers on Asphalt -- Brick Macadem; Concrete Breakers; Concrete Spreaders; Mule Pulling Rollers; Center Stripper; Cement Finishing Machines & CMI Texture & Reel Curing Machines; Cement Finishing Machine; Barber Green or similar loaders; Vibro Tamper (All similar types) Self-propelled; Winch or Boom Truck; Mechanical Bull Floats; Mixers over 3 Bag to 27E; Tractor pulling Power Blade or Elevating Grader; Porter Rex Rail; Clary Screed; Truck Type Hoptoe Oilers; Fireman; Spray Machine on Paving; Curb Machines; Truck Crane Oilers; Oil Distributor; Truck-Mounted Saws.

Class 3. Air Compressor; Power Subgrader; Straight Tractor; Trac Air without attachments; Herman Nelson Heater, Dravo, Warner, Silent Glo, and similar types; Roller: Five (5) Ton and under on Earth or Gravel; Form Grader; Crawler Crane & Skid Rig Oilers; Freight Elevators - permanently installed; Pump; Light Plant; Generator;

Conveyor (1) or (2) - Operator will clean; Welding Machine; Mixer (3) Bag and Under (Standard Capacity with skip); Bulk Cement Plant; Oiler on Central Concrete Mixing Plant.

OPERATING ENGINEERS - HEAVY AND HIGHWAY CONSTRUCTION

CLASS 1. Cranes; Hydro Cranes; Shovels; Crane Type Backfiller; Tower, Mobile, Crawler, & Stationary Cranes; Derricks; Hoists (3 Drum); Draglines; Drott Yumbo & Similar Types considered as Cranes; 360 Degree Swing Excavator (Shears, Grapples, Movacs, etc.); Back Hoe; Derrick Boats; Pile Driver and Skid Rigs; Clam Shell; Locomotive - Cranes; Road Pavers - Single Drum - Dual Drum - Tri Batcher; Motor Patrols & Power Blades - Dumore - Elevating & Similar Types; Mechanics; Central Concrete Mixing Plant Operator; Asphalt Batch Plant Operators and Plant Engineers; Gradall; Caisson Rigs; Skimmer Scoop - Koering Scooper; Dredges (all types); Hoptoe; All Cherry Pickers; Work Boat; Ross Carrier; Helicopter; Dozer; Tournadozer; Tournapulls - all and similar types; Operation of Concrete and all Recycle Machines; Multiple Unit Earth Movers; Scoops (all sizes); Pushcats; Endloaders (all types); Asphalt Surfacing Machine; Slip Form Paver; Rock Crusher; Operation of Material Crusher, Screening Plants, and Tunnel Boring Machine; Heavy Equipment Greaser (top greaser on spread); CMI, Auto Grade, CMI Belt Placer & 3 Track and Similar Types; Side Booms; Asphalt Heater & Planer Combination (used to plane streets); Wheel Tractors (with Dozer, Hoe or Endloader Attachments); CAT Earthwork Compactors and Similar Types; Blaw Knox Spreader and Similar Types; Trench Machines; Pump Crete - Belt Crete - Squeeze Crete - Screw Type Pumps and Gypsum (operator will clean); Creter Crane; Operation of Concrete Pump Truck; Formless Finishing Machines; Flaherty Spreader or Similar Types; Screed Man on Laydown Machine; Vermeer Concrete Saw; Operation of Laser Screed; Span Saw; Dredge Leverman; Dredge Engineer; Lull or Similar Type; Hydro-Boom Truck; Operation of Guard Rail Machine; and Starting Engineer on Pipeline or Construction (11 or more pieces) including: Air Compressor (Trailer Mounted), All Forced Air Heaters (regardless of Size), Water Pumps (Greater than 4-1/2" or Total Discharge Over 4-1/2"), Light Plants, Generators (Trailer Mounted - Excluding Decontamination Trailer), Welding Machines (Any Size or Mode of Power), Conveyor, Mixer (any size), Stud Welder, Power Pac, etc, and Ground Heater (Trailer Mounted).

CLASS 2. Bulker & Pump; Power Launches; Boring Machine & Pipe Jacking Machine; Dinkeys; Operation of Carts, Powered Haul Unit for a Boring Machine; P & H One Pass Soil Cement Machines and Similar Types; Wheel Tractors (Industry or Farm Type - Other); Back Fillers; Euclid Loader; Fork Lifts; Jeep w/Ditching Machine or Other Attachments; Tunneluger; Automatic Cement & Gravel Batching Plants; Mobile Drills - Soil Testing and Similar Types; Pugmill with Pump; All (1) and (2) Drum Hoists; Dewatering System; Straw Blower; Hydro-Seeder; Bump Grinders (self-propelled); Assistant Heavy Equipment Greaser; Apsco Spreader; Tractors (Track-Type) without Power Units Pulling Rollers; Rollers on Asphalt - Brick or Macadam; Concrete Breakers; Concrete Spreaders; Cement Strippers; Cement Finishing Machines & CMI Texture & Reel Curing Machines; Vibro-Tampers (All Similar Types Self-Propelled); Mechanical Bull Floats; Self-Propelled Concrete Saws; Truck Mounted Power Saws; Operation of Curb Cutters; Mixers - Over Three (3) Bags; Winch and Boom Trucks; Tractor Pulling Power Blade or Elevating Grader; Porter Rex Rail; Clary Screed; Mule Pulling Rollers; Pugmill without Pump; Barber Greene or Similar Loaders; Track Type Tractor w/Power Unit attached (minimum); Fireman; Spray Machine on Paving; Curb Machines; Paved Ditch Machine; Power Broom; Self-Propelled Sweepers; Self-Propelled Conveyors; Power Subgrader; Oil Distributor; Straight Tractor; Truck Crane Oiler; Truck Type Oilers; Directional Boring Machine; Horizontal Directional Drill; Articulating End Dump Vehicles; Starting Engineer on Pipeline or Construction (6 -10 pieces) including: Air Compressor (Trailer Mounted), All Forced Air Heaters (regardless of Size), Water Pumps (Greater than 4-1/2" or Total Discharge Over 4-1/2"), Light Plants, Generators (Trailer Mounted - Excluding Decontamination Trailer), Welding Machines (Any Size or Mode of Power), Conveyor, Mixer (any size), Stud Welder, Power Pac, etc., and Ground Heater (Trailer Mounted).

CLASS 3. Straight Framed Truck Mounted Vac Unit (separately powered); Trac Air Machine (without attachments); Rollers - Five Ton and Under on Earth and Gravel; Form Graders; Bulk Cement Plant; Oilers; and Starting Engineer on Pipeline or Construction (3 - 5 pieces) including: Air Compressor (Trailer Mounted), All Forced Air Heaters (regardless of Size), Water Pumps (Greater than 4-1/2" or Total Discharge Over 4-1/2"), Light Plants, Generators (Trailer Mounted - Excluding Decontamination Trailer), Welding Machines (Any Size or Mode of Power), Conveyor, Mixer (any size), Stud Welder, Power Pac, etc.,

and Ground Heater (Trailer Mounted).

Other Classifications of Work:

For definitions of classifications not otherwise set out, the Department generally has on file such definitions which are available. If a task to be performed is not subject to one of the classifications of pay set out, the Department will upon being contacted state which neighboring county has such a classification and provide such rate, such rate being deemed to exist by reference in this document. If no neighboring county rate applies to the task, the Department shall undertake a special determination, such special determination being then deemed to have existed under this determination. If a project requires these, or any classification not listed, please contact IDOL at 217-782-1710 for wage rates or clarifications.

LANDSCAPING

Landscaping work falls under the existing classifications for laborer, operating engineer and truck driver. The work performed by landscape plantsman and landscape laborer is covered by the existing classification of laborer. The work performed by landscape operators (regardless of equipment used or its size) is covered by the classifications of operating engineer. The work performed by landscape truck drivers (regardless of size of truck driven) is covered by the classifications of truck driver.

SAMPLE ADDENDUM

Peoria Park District
Planning, Design and Construction Department
1314 N. Park Road
Peoria, IL 61604
Telephone: (309) 686-3386

ADDENDUM NO. _____

PROJECT TITLE: _____

ISSUANCE DATE: _____

LOCATION: _____

The proposed Contract Documents for this Work are modified as follows:

- I. **DRAWINGS**: (Delete/Change/Modify/Etc.)

- II. **PROJECT MANUAL/SPECIFICATIONS/GENERAL CONDITIONS/ETC.**:
(Delete/Change/Modify/Etc.)

- III. **INVITATION TO BID**: (Delete/Change/Modify/Etc.)

END OF ADDENDUM NO. _____

(Addendum may be bound into Project Manual, attached to front cover, faxed, mailed or delivered to bidders.)

Addendum No. _____
Page 1 of 1



Pleasure Driveway and Park District of Peoria, Illinois
Sample Agreement Between Owner and Contractor

This **AGREEMENT** for

BRADLEY PARK EQUIPMENT SERVICE CENTER
AUTO SERVICE BUILDING ROOF REPLACEMENT

is made as of the _____ day of _____ in the year of Two Thousand Twelve (2012)

Between the Owner:

PLEASURE DRIVEWAY AND PARK DISTRICT OF PEORIA, ILLINOIS
2218 N. PROSPECT ROAD
PEORIA, IL 61603

And the Contractor:

The Owner's Representative is:

PLANNING, DESIGN AND CONSTRUCTION DEPARTMENT
1314 N. PARK ROAD
PEORIA, IL 61604

The Architect or Engineer is:

N/A

The Owner and Contractor agree as follows:

I. THE CONTRACT DOCUMENTS. The Contract Documents consist of this AGREEMENT, the Plans/Drawings for the Project dated June 5, 2012, all sections of the Project Manual dated June 5, 2012, including but not limited to the Instructions and Supplementary Instructions to Bidders, the Bid Form, the General Conditions (1997 AIA Document A201) and Supplementary General Conditions, the General Requirements, the Specifications, and other documents as enumerated in Section 10 and Attachment #1 of this AGREEMENT, and including addenda issued prior to the execution of this AGREEMENT. The Contract Documents form the CONTRACT between the Owner and the Contractor. The CONTRACT represents the entire and integrated contract for the construction of the Work of the Project between the parties hereto and supersedes prior proposals, contracts, negotiations, or representations, either written or oral.

II. THE WORK OF THE CONTRACT. The Contractor shall execute the entire Work described in the Contract Documents, unless modified in Section XI of this AGREEMENT.

III. BASIS OF PAYMENT. The Work of the CONTRACT shall be performed on a lump sum basis.

IV. CONTRACT SUM. The Owner shall pay the Contractor the sum of

(and incorporates the acceptance of bid alternates as defined in sub-paragraph "A", below) for the Contractor's performance of the Work required by the Contract Documents, subject to modifications made by Owner approved Change Orders. If this CONTRACT calls for a unit price basis of payment, the contract sum stated above shall be adjusted by Change Order based upon multiplying the unit prices submitted by the Contractor on the Bid Form (and included herein as an Attachment to this CONTRACT) times (x) the actual quantities installed.

A. ACCEPTANCE OF ALTERNATES. The contract sum stated above is based on the acceptance of the following alternates, which are described in the Project Manual:

<u>ITEM</u>	<u>ADD</u>	<u>DEDUCT</u>

V. DATES OF COMMENCEMENT AND COMPLETION OF THE WORK. The Owner's Representative will issue a written Notice to Proceed with the Work of the Project after receiving the required Performance Bond, Labor and Material Payment Bond, and Certificate of Insurance (in proper form and providing the required coverages and amounts from a company [or companies] acceptable to the Owner, and naming the Owner as an Additional Insured), and any other pre-construction submittals required by the Contract Documents. The Contractor hereby acknowledges and agrees that failure to provide such submittals in a timely manner shall not be cause to adjust the date(s) for completion of the Work.

- A. LIQUIDATED DAMAGES.** Owner and Contractor recognize that time is of the essence of this CONTRACT and that Owner will suffer financial loss if the Contractor has not achieved Substantial Completion and Final Completion of the Work within the time specified below, plus any extensions thereof allowed in accordance with Article 8 of the General Conditions. They also recognize the delays, expense and difficulties involved in proving in a legal or arbitration proceeding the actual loss suffered by Owner if the Work is not completed on time.
- B. SUBSTANTIAL COMPLETION.** Accordingly, instead of requiring any such proof, Owner and Contractor agree that as Liquidated Damages for delay (but not as a penalty), Contractor shall pay Owner two hundred fifty dollars (\$250.00) for each calendar day that expires after seventy-seven (77) calendar days from Notice of Award until Substantial Completion is attained. The work is tentatively scheduled to begin on June 28, 2012 and be at Substantial Completion by September 12, 2012.
- C. FINAL COMPLETION.** After Substantial Completion if Contractor shall neglect, refuse, or fail to complete the remaining Work necessary to achieve Final Completion within seven (7) calendar days or any proper extension thereof granted by Owner, Contractor shall pay Owner two hundred fiftydollars (\$250.00) for each day that expires after the time specified.

VI. PROGRESS PAYMENTS, REDUCTION OF RETAINAGE AND FINAL PAYMENT.

- A.** Unless otherwise specified elsewhere in the Contract Documents, the Contractor may submit monthly applications for progress payments ("Application for Payment") to the Owner's Representative. Each Application for Payment must be certified by the Architect or Engineer (if applicable), or the Owner's Representative if an Architect or Engineer has not been engaged for construction phase services. An Application for Payment shall be for a period of no less than one calendar month ending on the last day of the month, unless otherwise approved in writing by the Owner's Representative. Application forms shall be subject to Owner's approval. Each Application for Payment shall be based upon the Schedule of Values submitted by the Contractor, in accordance with the Contract Documents. The Schedule of Values shall be approved by the Owner's Representative and the Architect or Engineer (if applicable) in advance of the Contractor's first Application for Payment and the approved schedule shall be used by the Contractor as the basis for submitting payment requests. The Owner's Representative and/or

Architect/Engineer's (if applicable) approval of the Schedule of Values shall not constitute a complete check for accuracy, and shall not relieve the Contractor from responsibility for errors of any sort.

- B. An Application for Payment (certified by the Architect or Engineer, if applicable) shall be submitted to the Owner's Representative no later than the fifth (5th) day of the month following the period for which the application is being submitted. In such case, the Owner shall make the progress payment to the Contractor not later than the twentieth day of the next month. A progress payment request on an Application for Payment (certified by the Architect or Engineer, if applicable) received by the Owner's Representative after the fifth (5th) day of a month shall be made by the Owner not later than forty-five days after receipt by the Owner's Representative.
- C. Based upon its review of the certified (by the Architect or Engineer, if applicable) Application for Payment, the Owner shall make a progress payment to the Contractor in such amount as the Owner reasonably determines is properly due, subject to a retainage of ten percent (10%) of the value of the Work completed and covered by the Application for Payment, less the aggregate of previous payments in each case. In determining the amount properly due, the Owner shall consider the value of labor, materials and equipment incorporated in the Work, or properly allocable to materials and equipment suitably stored at the site or at some other location previously agreed upon in writing by the parties. The Owner's Representative shall have the sole right to determine that materials or equipment stored off-site have been properly delivered, protected, and/or secured. The Owner's Representative (or the Architect or Engineer, if applicable) may nullify or withhold a Certificate of Payment, in whole or in part, for the reasons set forth in Section 9.5 of the General Conditions. Upon Substantial Completion of the Work, the Owner shall pay the Contractor a sum sufficient to increase the total payments to ninety-five percent (95%) of the Contract Sum, less such amounts as the Owner's Representative shall determine for incomplete work and unsettled claims.

VII. Final payment, constituting the entire unpaid balance of the Contract Sum, shall be made by the Owner when **1)** the Contract has been fully performed by the Contractor except for the Contractor's responsibility to correct nonconforming Work as provided in Subparagraph 12.2.2 of the General Conditions and to satisfy other requirements, if any, which necessarily survive final payment; and **2)** a final Certificate of Payment has been issued by the Architect/Engineer or Owner's Representative; such final payment shall be made by the Owner not more than forty-five (45) days after the receipt of the final Certificate of Payment by the Owner.

VIII. CHANGE ORDERS. The Owner and Contractor agree that changes in the Work are sometimes required and necessary, and that timely: **a)** submission of proposed changes in the Work or the scope of Work by the Owner, **b)** pricing by the Contractor, **c)** review by the Owner's Representative and/or Architect/Engineer, and **d)** final approval by the Owner are necessary in order to assure that the Work of the Project is completed on schedule. The Contractor hereby acknowledges and agrees that an increase in the scope of the Work does not grant or imply an increase in the Contract Time, unless specifically so stated on the final approved Change Order. The Contractor also agrees that any and all Work which deviates from the plans and specifications and/or results in additional Work performed by Contractor's forces, including those of his sub-contractor's, will not result in additional expense to the Owner, unless **finally approved both by the Owner and the Architect/Engineer (if applicable) prior to the additional Work being performed.** No claim for an addition to the Contract Sum shall be valid unless approved by a written Change Order signed by the Owner and the architect/engineer (if applicable) **prior to the additional Work being performed.**

IX. TERMINATION OR SUSPENSION. The CONTRACT may be terminated by the Owner or the Contractor as provided by Article 14 of the General Conditions. The Work may be suspended by the Owner as provided in Article 14 of the General Conditions.

X. ENUMERATION OF CONTRACT DOCUMENTS. The Contract Documents, except for modifications issued after the execution of this Agreement, consist of:

- A. this Standard Form of Agreement Between Owner and Contractor, of the Pleasure Driveway and Park District of Peoria, Illinois.
- B. the Plans or Drawings titled Bradley Park Equipment Service Center – Auto Service Building Roof Replacement, dated June 5, 2012, and enumerated in ATTACHMENT #1 - "LIST OF DRAWINGS".
- C. Supplementary and other Conditions of the CONTRACT, and the Specifications, are those found in the Project Manual titled "Bradley Park Equipment Service Center – Auto Service Building Roof Replacement", and dated June 5, 2012 enumerated as follows:

- 1) Supplementary Instructions to Bidders
- 2) Contractor's Proposal, as accepted by the Owner
- 3) General Conditions of the Contract for Construction, AIA Document A201, 1997 Edition
- 4) Supplementary General Conditions
- 5) Major Subcontractor List
- 6) Directory of Minority & Women Owned Business Enterprises
- 7) Illinois Drug Free Workplace Certification
- 8) Contractor Certification (Individual or Corporate/Partnership)
- 9) Peoria Park District Certificate of Equal Employment Opportunity Compliance for Contractors and Vendors
- 10) Workforce Profile
- 11) Performance Bond
- 12) Labor and Material Payment Bond
- 13) Proof of Insurance
- 14) Specifications: Division 010000, "General Requirements"; Divisions 020000-350000 as applicable
- 15) Attachment A.6 - Insurance Requirements
- 16) Certificate of Safety Compliance
- 17) Peoria Park District Weekly Workforce Report
- 18) Certified Payroll Form
- 19) Substance Abuse Prevention Program Certification

XI. MISCELLANEOUS PROVISIONS. Other Provisions of this Agreement are as follows:

This AGREEMENT is entered into as of the day and year first written above and is executed in at least three original copies of which one is to be delivered to the Contractor, one to the Architect/Engineer (if any) for use in the administration of the CONTRACT, and one to the Owner.

OWNER:

CONTRACTOR :

(Signature)

(Signature)

TIMOTHY J. CASSIDY, Park Board President

(Printed Name and Title)

ATTEST:

ATTEST:

ATTACHMENT #1 - LIST OF DRAWINGS

<u>Number</u>	<u>Title</u>	<u>Date</u>
R-1	Roof Plan	June 5, 2012
R-2	West Elevation	June 5, 2012
R-3	Gutter Edge Detail	June 5, 2012
R-4	Exhaust Fan Curb Detail	June 5, 2012
R-5	Passive Vent Detail	June 5, 2012
R-6	Heat Stack Detail	June 5, 2012
R-7	Rake Flashing Detail	June 5, 2012
R-8	Low Slope to High Slope Transition Detail	June 5, 2012
R-9	Typical Section	June 5, 2012

PERFORMANCE BOND

**TO: PLEASURE DRIVEWAY AND PARK DISTRICT OF PEORIA
PEORIA, ILLINOIS**

KNOW ALL MEN BY THEIR PRESENTS;

That _____

as Principal, and _____
_____ as
corporation of the State of _____, as Surety, are held and firmly bound unto the
PLEASURE DRIVEWAY AND PARK DISTRICT OF PEORIA, PEORIA, ILLINOIS, as Obligee, in the amount of _____
(\$ _____), for the payment whereof Principal and Surety bind themselves, their heirs, executors, administrators,
successors and assigns, jointly and severally, firmly by these presents.

WHEREAS, Principal has by written agreement dated _____, 20 _____ entered into a contract
with Obligee for _____

in accordance with contract documents prepared by the Architect-Engineer, which Contract is by reference made a part hereof and
is hereinafter referred to as "the Contract".

NOW, THEREFORE, THE CONDITION OF THIS OBLIGATION is such that if Principal shall promptly and faithfully
perform the Contract and all changes thereof, and during the life of any guaranty or warranty required under the Contract, and, if
Principal shall fully secure and protect the Obligee from all liability and from all loss or expense of any kind, including all court
costs, engineering fees and attorneys' fees made necessary or arising from the failure, refusal or neglect of Principal to comply
with all obligations assumed by Principal in connection with the performance of the Contract and all changes thereof, then this
obligation shall be null and void; otherwise it shall remain in full force and effect.

Surety hereby waives notice of any changes in the Contract, including extensions of time for the performance thereof. Whenever
Principal shall be and is declared to be in default under the Contract, Obligee having performed Obligee's obligations thereunder,
Surety shall, after notice of such default, reserve all rights against all parties, take over and complete the Contract and become
entitled to payment of the balance of any monies due or to become due to such defined Principal in accordance with the progress
of the work.

A condition of this Bond is that the Principal shall faithfully perform in accordance with the prevailing wage clause provided in
the bid specification or Contract pursuant to Illinois Compiled Statutes 820 ILCS 130/1 *et. seq.*

No right of action shall accrue on this Bond to or for the use of any person or corporation other than the Obligee named
herein.

Signed and Sealed this _____ day of _____, 20 _____.

CONTRACTOR

Contractor Firm Name

By: _____
Signature

Title

SURETY

Surety Name

By: _____
Attorney-in-Fact

Resident Agent

ATTEST:

Corporate Secretary (Corporations only)

LABOR & MATERIAL PAYMENT BOND

**TO: PLEASURE DRIVEWAY AND PARK DISTRICT OF PEORIA
PEORIA, ILLINOIS**

KNOW ALL MEN BY THESE PRESENTS:

That: _____

as Principal, and _____
_____ a corporation of the State of _____ as Surety, are held and firmly bound unto the PLEASURE DRIVEWAY AND PARK DISTRICT OF PEORIA, PEORIA, ILLINOIS, as Obligees, for the use and benefit of claimants as hereinafter defined in the amount of _____ Dollars (\$ _____), for the payment whereof Principal and Surety bind themselves, their heirs, executors, administrators, successors and assigns, jointly and severally, firmly by these presents.

WHEREAS, Principal has by written agreement dated _____, 20 _____, entered into a Contract with Obligees for _____

_____ in accordance with contract documents prepared by the Architect-Engineer which Contract is by reference made a part hereof, and is hereinafter referred to as "the Contract".

NOW, THEREFORE, THE CONDITION OF THIS OBLIGATION is such that if Principal shall promptly pay for all laborers, workers and mechanics engaged in the work under the Contract, and not less than the general prevailing rate of hourly wages of a similar character in the locality in which the work is performed, as determined by the State of Illinois Department of Labor pursuant to the Illinois Compiled Statutes 820 ILCS 130/1 et. seq. and for all material used or reasonably required for use in the performance of the Contract, then this obligation shall be void; otherwise it shall remain in full force and effect.

1. A claimant is defined as any person, firm, or corporation having contracts with the Principal or with any of Principal's subcontractors for labor or materials furnished in the performance of the Contract on account of which this Bond is given.
2. Nothing in this Bond contained shall be taken to make the Obligees liable to any subcontractor, materialman or laborer, or to any other person to any greater extent than it would have been liable prior to the enactment of The Public Construction Bond Act, approved June 20, 1931, as amended; provided further, that any person having a claim for labor and materials furnished in the performance of the Contract shall have no right of action unless he shall have filed a verified notice of such claim with the Obligees within 180 days after the date of the last item of work or the furnishing of the last item of materials, which claim shall have been verified and shall contain the name and address of the claimant, the business address of the claimant within the State of Illinois, if any, or if the claimant be a foreign corporation having no place of business within the State the principal place of business of the corporation, and in all cases of partnership the names and residences of each of the partners, the name of the Contractor for the Obligees, the name of the person, firm or corporation by whom the claimant was employed or to whom such claimant furnished materials, the amount of the claim and a brief description of the public improvement for the construction or installation of which the Contract is to be performed. No defect in the notice herein provided for shall deprive the claimant of its right of action under the terms and provisions of this Bond unless it shall affirmatively appear that such defect has prejudiced the rights of an interested party asserting the same.
3. No action shall be brought on this Bond until the expiration of 120 days after the date of the last item of work or of the furnishing of the last item of material except in cases where the final settlement between the Obligees and the Contractor shall have been made prior to the expiration of the 120 day period, in which case action may be taken immediately following such final settlement; nor shall any action of any kind be brought later than 6 months after the acceptance by the Obligees of the work. Such suit shall be brought only in the circuit court of this State in the judicial district in which the Contract is to be performed.

- 4. Surety hereby waives notice of any changes in the Contract, including extensions of time for the performance thereof.
- 5. The amount of this Bond shall be reduced by and to the extent of any payment or payments made in good faith hereunder.
- 6. The Principal and Surety shall be liable for any attorneys fees, engineering costs, or court costs incurred by the Obligee relative to claims made against this Bond.

Signed and Sealed this _____ day of _____, 20 _____.

CONTRACTOR

SURETY

Contractor Firm Name:

By: _____
Signature

By: _____
Attorney-in-Fact

_____ Title

_____ Resident Agent

ATTEST:

Corporate Secretary (Corporations only)

FINAL WAIVER OF LIEN

STATE OF ILLINOIS)
) SS
COUNTY OF PEORIA)

TO WHOM IT MAY CONCERN:

WHEREAS, the undersigned _____ ha_____ been employed by THE
PEORIA PARK DISTRICT to furnish material and labor for the _____
at the premises commonly known as _____
located in the City of _____, County of Peoria, State of Illinois.

The undersigned, for and in consideration of _____
(\$ _____) Dollars, and other good and valuable considerations, the receipt whereof is hereby acknowledged,
do_____ hereby waive and release any and all lien or claim or right of lien under the statutes of the State of Illinois relating to
mechanics' liens, with respect to and on said above-described premises and improvements thereon and on the money, funds or
other considerations due or become due from the owner on account of labor or services, material, fixtures, apparatus or machinery
heretofore furnished or which may be furnished at any time hereafter by the undersigned for the above described premises.

Dated this _____ day of _____ 20 _____.

[Affix corporate seal here.]

(Name of sole owner, corporation or partnership)

ATTEST:

(Signature of secretary of corporation)

_____(SEAL)
(Signature of sole owner or authorized
representative of corporation or partnership)

WAIVER OF LIEN

**GENERAL CONTRACTOR'S PARTIAL
TO COVER ONLY CERTAIN PAYMENTS**

STATE OF ILLINOIS)
) SS
COUNTY OF PEORIA)

TO ALL WHOM IT MAY CONCERN:

WHEREAS, the undersigned _____ has been employed
by THE PEORIA PARK DISTRICT to furnish material and labor for the _____ at
the premises commonly known as _____

_____ located in the City of Peoria, County of Peoria, and State of Illinois.

NOW, THEREFORE, the undersigned, for and in consideration of the sum of _____ Dollars, and other good and valuable considerations, the receipt whereof is hereby acknowledged by the undersigned, does hereby waive and release to the extent only of the aforesaid amount of _____ Dollars, paid simultaneously herewith, any and all lien or right or claim of lien under the statutes of the State of Illinois relating to mechanics' liens, with respect to and on said above-described premises, and the improvements thereon and on the money, funds, or other consideration due or to become due from the owner on account of labor, services, material, fixtures, apparatus or machinery, furnished by the undersigned, to or on account of the said owner, for the above-described premises, but only to the extent of the payment aforesaid.

Dated this _____ day of _____, 20 _____.

[Affix corporate seal here]

(Name of sole owner, corporation or partnership)

ATTEST:

(Signature of secretary of corporation)

(SEAL)
(Signature of sole owner or authorized representative of corporation or partnership)

PEORIA PARK DISTRICT

Weekly Workforce Report

Instructions

This weekly workforce report must be completed and returned to the Peoria Park District project manager for each week that you are working on Peoria Park District property. You are to report only those employees that are actually working on the Peoria Park District project identified on this report. Do not report employees that are not working on the project identified on this report.

If you have further questions regarding this report, please contact the Owner's Project Manager.

I. Trade and Hour Breakdown Table

- List the different trades (carpenter, laborer, plumber, etc.) and report the number of hours by race/gender for each trade;
- Total the hours for each trade on the right.

II. New Hires by Race and Gender

- If additional employees are hired for the job, please record the number of employees hired by race/gender.

III. Total Project Employee Breakdown

- Please track total hours by race/gender for the project if project lasts longer than a week.

Weekly Workforce Report (Peoria Park District Form) Date: _____ Week Ending: _____

Contractor/Subcontractor: _____ Project: _____

Trade & Hour Breakdown:

TRADE	FEMALE HOURS	CAUCASIAN HOURS	AFRICAN-AMERICAN HOURS	HISPANIC HOURS	NATIVE AMERICAN HOURS	ASIAN, PAC. ISLANDER HOURS	TOTAL HOURS

New Hires by Race & Gender

TRADE	CAUCASIAN	AFRICAN-AMERICAN	HISPANIC	NATIVE AMERICAN	ASIAN, PACIFIC ISLANDER	MALE	FEMALE

Total Project Employee Breakdown

	CAUCASIAN	AFRICAN-AMERICAN	HISPANIC	NATIVE AMERICAN	ASIAN, PACIFIC ISLANDER	MALE	FEMALE

CERTIFIED PAYROLL FORM (Contractor May Use Own Form)

NAME OF CONTRACTOR

OR SUBCONTRACTOR

ADDRESS

PAYROLL NO.

FOR WEEK ENDING

PROJECT AND LOCATION

PROJECT OR CONTRACT NO.

NAME, ADDRESS, TELEPHONE NUMBER AND SOCIAL SECURITY NUMBER OF EMPLOYEE	WORK CLASSIFICATION	DAY DATE						TOTAL HOURS	RATE OF PAY	GROSS AMOUNT EARNED	DEDUCTIONS			TOTAL DEDUCTIONS	NET WAGES PAID PER WEEK
			HOURS WORKED EACH DAY								FICA	WITHHOLDING TAX	OTHER		
		O.T.							/						
		ST.													
		O.T.							/						
		ST.													
		O.T.							/						
		ST.													
		O.T.							/						
		ST.													
		O.T.							/						
		ST.													
		O.T.							/						
		ST.													
		O.T.							/						
		ST.													
		O.T.							/						
		ST.													
		O.T.							/						
		ST.													
		O.T.							/						
		ST.													

DATE _____

I, _____
(Name of Signatory Party) (Title]

do hereby state:

(1) That I pay or supervise the payment of the persons employed by

_____ on the
(Contractor or Subcontractor)

_____ ; that during the payroll period commencing on the
_____ day of _____, _____, and ending the _____ day of _____, _____,
all persons employed on said project have been paid the full weekly wages earned, that no rebates have been or will
be made either directly or indirectly to or on behalf of said

_____ from the full
(Contractor or Subcontractor)
weekly wages earned by any person and that no deductions have been made either directly or indirectly from the full wages
earned by any person, other than permissible deductions authorized by law.

(2) That any payrolls otherwise under this contract required to be submitted for the above period are correct and complete;
that the wage rates for laborers or mechanics contained therein are not less than the applicable wage rates mandated by the
Illinois Prevailing Wage Act and that the classifications set forth therein for each laborer or mechanic conform with the work performed.

REMARKS:	
NAME AND TITLE	SIGNATURE
THE WILLFUL FALSIFICATION OF ANY OF THE ABOVE STATEMENTS MAY SUBJECT THE CONTRACTOR OR SUBCONTRACTOR TO CIVIL OR CRIMINAL PROSECUTION. SEE SECTION 5 (820 ILCS 130/5) OF THE PREVAILING WAGE ACT OF THE STATE OF ILLINOIS.	

Request for Taxpayer Identification Number and Certification

**Give Form to the
 requester. Do not
 send to the IRS.**

Print or type See Specific Instructions on page 2.	Name (as shown on your income tax return)	
	Business name/disregarded entity name, if different from above	
	Check appropriate box for federal tax classification (required): <input type="checkbox"/> Individual/sole proprietor <input type="checkbox"/> C Corporation <input type="checkbox"/> S Corporation <input type="checkbox"/> Partnership <input type="checkbox"/> Trust/estate	
	<input type="checkbox"/> Limited liability company. Enter the tax classification (C=C corporation, S=S corporation, P=partnership) ▶	
	<input type="checkbox"/> Other (see instructions) ▶	
Address (number, street, and apt. or suite no.)		Requester's name and address (optional)
City, state, and ZIP code		
List account number(s) here (optional)		

Part I Taxpayer Identification Number (TIN)

Enter your TIN in the appropriate box. The TIN provided must match the name given on the "Name" line to avoid backup withholding. For individuals, this is your social security number (SSN). However, for a resident alien, sole proprietor, or disregarded entity, see the Part I instructions on page 3. For other entities, it is your employer identification number (EIN). If you do not have a number, see *How to get a TIN* on page 3.

Social security number									
				-			-		

Note. If the account is in more than one name, see the chart on page 4 for guidelines on whose number to enter.

Employer identification number									
				-					

Part II Certification

Under penalties of perjury, I certify that:

1. The number shown on this form is my correct taxpayer identification number (or I am waiting for a number to be issued to me), and
2. I am not subject to backup withholding because: (a) I am exempt from backup withholding, or (b) I have not been notified by the Internal Revenue Service (IRS) that I am subject to backup withholding as a result of a failure to report all interest or dividends, or (c) the IRS has notified me that I am no longer subject to backup withholding, and
3. I am a U.S. citizen or other U.S. person (defined below).

Certification instructions. You must cross out item 2 above if you have been notified by the IRS that you are currently subject to backup withholding because you have failed to report all interest and dividends on your tax return. For real estate transactions, item 2 does not apply. For mortgage interest paid, acquisition or abandonment of secured property, cancellation of debt, contributions to an individual retirement arrangement (IRA), and generally, payments other than interest and dividends, you are not required to sign the certification, but you must provide your correct TIN. See the instructions on page 4.

Sign Here	Signature of U.S. person ▶	Date ▶
------------------	----------------------------	--------

General Instructions

Section references are to the Internal Revenue Code unless otherwise noted.

Purpose of Form

A person who is required to file an information return with the IRS must obtain your correct taxpayer identification number (TIN) to report, for example, income paid to you, real estate transactions, mortgage interest you paid, acquisition or abandonment of secured property, cancellation of debt, or contributions you made to an IRA.

Use Form W-9 only if you are a U.S. person (including a resident alien), to provide your correct TIN to the person requesting it (the requester) and, when applicable, to:

1. Certify that the TIN you are giving is correct (or you are waiting for a number to be issued),
2. Certify that you are not subject to backup withholding, or
3. Claim exemption from backup withholding if you are a U.S. exempt payee. If applicable, you are also certifying that as a U.S. person, your allocable share of any partnership income from a U.S. trade or business is not subject to the withholding tax on foreign partners' share of effectively connected income.

Note. If a requester gives you a form other than Form W-9 to request your TIN, you must use the requester's form if it is substantially similar to this Form W-9.

Definition of a U.S. person. For federal tax purposes, you are considered a U.S. person if you are:

- An individual who is a U.S. citizen or U.S. resident alien,
- A partnership, corporation, company, or association created or organized in the United States or under the laws of the United States,
- An estate (other than a foreign estate), or
- A domestic trust (as defined in Regulations section 301.7701-7).

Special rules for partnerships. Partnerships that conduct a trade or business in the United States are generally required to pay a withholding tax on any foreign partners' share of income from such business. Further, in certain cases where a Form W-9 has not been received, a partnership is required to presume that a partner is a foreign person, and pay the withholding tax. Therefore, if you are a U.S. person that is a partner in a partnership conducting a trade or business in the United States, provide Form W-9 to the partnership to establish your U.S. status and avoid withholding on your share of partnership income.

The person who gives Form W-9 to the partnership for purposes of establishing its U.S. status and avoiding withholding on its allocable share of net income from the partnership conducting a trade or business in the United States is in the following cases:

- The U.S. owner of a disregarded entity and not the entity,
- The U.S. grantor or other owner of a grantor trust and not the trust, and
- The U.S. trust (other than a grantor trust) and not the beneficiaries of the trust.

Foreign person. If you are a foreign person, do not use Form W-9. Instead, use the appropriate Form W-8 (see Publication 515, Withholding of Tax on Nonresident Aliens and Foreign Entities).

Nonresident alien who becomes a resident alien. Generally, only a nonresident alien individual may use the terms of a tax treaty to reduce or eliminate U.S. tax on certain types of income. However, most tax treaties contain a provision known as a “saving clause.” Exceptions specified in the saving clause may permit an exemption from tax to continue for certain types of income even after the payee has otherwise become a U.S. resident alien for tax purposes.

If you are a U.S. resident alien who is relying on an exception contained in the saving clause of a tax treaty to claim an exemption from U.S. tax on certain types of income, you must attach a statement to Form W-9 that specifies the following five items:

1. The treaty country. Generally, this must be the same treaty under which you claimed exemption from tax as a nonresident alien.
2. The treaty article addressing the income.
3. The article number (or location) in the tax treaty that contains the saving clause and its exceptions.
4. The type and amount of income that qualifies for the exemption from tax.
5. Sufficient facts to justify the exemption from tax under the terms of the treaty article.

Example. Article 20 of the U.S.-China income tax treaty allows an exemption from tax for scholarship income received by a Chinese student temporarily present in the United States. Under U.S. law, this student will become a resident alien for tax purposes if his or her stay in the United States exceeds 5 calendar years. However, paragraph 2 of the first Protocol to the U.S.-China treaty (dated April 30, 1984) allows the provisions of Article 20 to continue to apply even after the Chinese student becomes a resident alien of the United States. A Chinese student who qualifies for this exception (under paragraph 2 of the first protocol) and is relying on this exception to claim an exemption from tax on his or her scholarship or fellowship income would attach to Form W-9 a statement that includes the information described above to support that exemption.

If you are a nonresident alien or a foreign entity not subject to backup withholding, give the requester the appropriate completed Form W-8.

What is backup withholding? Persons making certain payments to you must under certain conditions withhold and pay to the IRS a percentage of such payments. This is called “backup withholding.” Payments that may be subject to backup withholding include interest, tax-exempt interest, dividends, broker and barter exchange transactions, rents, royalties, nonemployee pay, and certain payments from fishing boat operators. Real estate transactions are not subject to backup withholding.

You will not be subject to backup withholding on payments you receive if you give the requester your correct TIN, make the proper certifications, and report all your taxable interest and dividends on your tax return.

Payments you receive will be subject to backup withholding if:

1. You do not furnish your TIN to the requester,
2. You do not certify your TIN when required (see the Part II instructions on page 3 for details),
3. The IRS tells the requester that you furnished an incorrect TIN,
4. The IRS tells you that you are subject to backup withholding because you did not report all your interest and dividends on your tax return (for reportable interest and dividends only), or
5. You do not certify to the requester that you are not subject to backup withholding under 4 above (for reportable interest and dividend accounts opened after 1983 only).

Certain payees and payments are exempt from backup withholding. See the instructions below and the separate Instructions for the Requester of Form W-9.

Also see *Special rules for partnerships* on page 1.

Updating Your Information

You must provide updated information to any person to whom you claimed to be an exempt payee if you are no longer an exempt payee and anticipate receiving reportable payments in the future from this person. For example, you may need to provide updated information if you are a C corporation that elects to be an S corporation, or if you no longer are tax exempt. In addition, you must furnish a new Form W-9 if the name or TIN changes for the account, for example, if the grantor of a grantor trust dies.

Penalties

Failure to furnish TIN. If you fail to furnish your correct TIN to a requester, you are subject to a penalty of \$50 for each such failure unless your failure is due to reasonable cause and not to willful neglect.

Civil penalty for false information with respect to withholding. If you make a false statement with no reasonable basis that results in no backup withholding, you are subject to a \$500 penalty.

Criminal penalty for falsifying information. Willfully falsifying certifications or affirmations may subject you to criminal penalties including fines and/or imprisonment.

Misuse of TINs. If the requester discloses or uses TINs in violation of federal law, the requester may be subject to civil and criminal penalties.

Specific Instructions

Name

If you are an individual, you must generally enter the name shown on your income tax return. However, if you have changed your last name, for instance, due to marriage without informing the Social Security Administration of the name change, enter your first name, the last name shown on your social security card, and your new last name.

If the account is in joint names, list first, and then circle, the name of the person or entity whose number you entered in Part I of the form.

Sole proprietor. Enter your individual name as shown on your income tax return on the “Name” line. You may enter your business, trade, or “doing business as (DBA)” name on the “Business name/disregarded entity name” line.

Partnership, C Corporation, or S Corporation. Enter the entity's name on the “Name” line and any business, trade, or “doing business as (DBA) name” on the “Business name/disregarded entity name” line.

Disregarded entity. Enter the owner's name on the “Name” line. The name of the entity entered on the “Name” line should never be a disregarded entity. The name on the “Name” line must be the name shown on the income tax return on which the income will be reported. For example, if a foreign LLC that is treated as a disregarded entity for U.S. federal tax purposes has a domestic owner, the domestic owner's name is required to be provided on the “Name” line. If the direct owner of the entity is also a disregarded entity, enter the first owner that is not disregarded for federal tax purposes. Enter the disregarded entity's name on the “Business name/disregarded entity name” line. If the owner of the disregarded entity is a foreign person, you must complete an appropriate Form W-8.

Note. Check the appropriate box for the federal tax classification of the person whose name is entered on the “Name” line (Individual/sole proprietor, Partnership, C Corporation, S Corporation, Trust/estate).

Limited Liability Company (LLC). If the person identified on the “Name” line is an LLC, check the “Limited liability company” box only and enter the appropriate code for the tax classification in the space provided. If you are an LLC that is treated as a partnership for federal tax purposes, enter “P” for partnership. If you are an LLC that has filed a Form 8832 or a Form 2553 to be taxed as a corporation, enter “C” for C corporation or “S” for S corporation. If you are an LLC that is disregarded as an entity separate from its owner under Regulation section 301.7701-3 (except for employment and excise tax), do not check the LLC box unless the owner of the LLC (required to be identified on the “Name” line) is another LLC that is not disregarded for federal tax purposes. If the LLC is disregarded as an entity separate from its owner, enter the appropriate tax classification of the owner identified on the “Name” line.

Other entities. Enter your business name as shown on required federal tax documents on the "Name" line. This name should match the name shown on the charter or other legal document creating the entity. You may enter any business, trade, or DBA name on the "Business name/disregarded entity name" line.

Exempt Payee

If you are exempt from backup withholding, enter your name as described above and check the appropriate box for your status, then check the "Exempt payee" box in the line following the "Business name/disregarded entity name," sign and date the form.

Generally, individuals (including sole proprietors) are not exempt from backup withholding. Corporations are exempt from backup withholding for certain payments, such as interest and dividends.

Note. If you are exempt from backup withholding, you should still complete this form to avoid possible erroneous backup withholding.

The following payees are exempt from backup withholding:

1. An organization exempt from tax under section 501(a), any IRA, or a custodial account under section 403(b)(7) if the account satisfies the requirements of section 401(f)(2),
 2. The United States or any of its agencies or instrumentalities,
 3. A state, the District of Columbia, a possession of the United States, or any of their political subdivisions or instrumentalities,
 4. A foreign government or any of its political subdivisions, agencies, or instrumentalities, or
 5. An international organization or any of its agencies or instrumentalities.
- Other payees that may be exempt from backup withholding include:
6. A corporation,
 7. A foreign central bank of issue,
 8. A dealer in securities or commodities required to register in the United States, the District of Columbia, or a possession of the United States,
 9. A futures commission merchant registered with the Commodity Futures Trading Commission,
 10. A real estate investment trust,
 11. An entity registered at all times during the tax year under the Investment Company Act of 1940,
 12. A common trust fund operated by a bank under section 584(a),
 13. A financial institution,
 14. A middleman known in the investment community as a nominee or custodian, or
 15. A trust exempt from tax under section 664 or described in section 4947.

The following chart shows types of payments that may be exempt from backup withholding. The chart applies to the exempt payees listed above, 1 through 15.

IF the payment is for . . .	THEN the payment is exempt for . . .
Interest and dividend payments	All exempt payees except for 9
Broker transactions	Exempt payees 1 through 5 and 7 through 13. Also, C corporations.
Barter exchange transactions and patronage dividends	Exempt payees 1 through 5
Payments over \$600 required to be reported and direct sales over \$5,000 ¹	Generally, exempt payees 1 through 7 ²

¹ See Form 1099-MISC, Miscellaneous Income, and its instructions.

² However, the following payments made to a corporation and reportable on Form 1099-MISC are not exempt from backup withholding: medical and health care payments, attorneys' fees, gross proceeds paid to an attorney, and payments for services paid by a federal executive agency.

Part I. Taxpayer Identification Number (TIN)

Enter your TIN in the appropriate box. If you are a resident alien and you do not have and are not eligible to get an SSN, your TIN is your IRS individual taxpayer identification number (ITIN). Enter it in the social security number box. If you do not have an ITIN, see *How to get a TIN* below.

If you are a sole proprietor and you have an EIN, you may enter either your SSN or EIN. However, the IRS prefers that you use your SSN.

If you are a single-member LLC that is disregarded as an entity separate from its owner (see *Limited Liability Company (LLC)* on page 2), enter the owner's SSN (or EIN, if the owner has one). Do not enter the disregarded entity's EIN. If the LLC is classified as a corporation or partnership, enter the entity's EIN.

Note. See the chart on page 4 for further clarification of name and TIN combinations.

How to get a TIN. If you do not have a TIN, apply for one immediately. To apply for an SSN, get Form SS-5, Application for a Social Security Card, from your local Social Security Administration office or get this form online at www.ssa.gov. You may also get this form by calling 1-800-772-1213. Use Form W-7, Application for IRS Individual Taxpayer Identification Number, to apply for an ITIN, or Form SS-4, Application for Employer Identification Number, to apply for an EIN. You can apply for an EIN online by accessing the IRS website at www.irs.gov/businesses and clicking on Employer Identification Number (EIN) under Starting a Business. You can get Forms W-7 and SS-4 from the IRS by visiting IRS.gov or by calling 1-800-TAX-FORM (1-800-829-3676).

If you are asked to complete Form W-9 but do not have a TIN, write "Applied For" in the space for the TIN, sign and date the form, and give it to the requester. For interest and dividend payments, and certain payments made with respect to readily tradable instruments, generally you will have 60 days to get a TIN and give it to the requester before you are subject to backup withholding on payments. The 60-day rule does not apply to other types of payments. You will be subject to backup withholding on all such payments until you provide your TIN to the requester.

Note. Entering "Applied For" means that you have already applied for a TIN or that you intend to apply for one soon.

Caution: A disregarded domestic entity that has a foreign owner must use the appropriate Form W-8.

Part II. Certification

To establish to the withholding agent that you are a U.S. person, or resident alien, sign Form W-9. You may be requested to sign by the withholding agent even if item 1, below, and items 4 and 5 on page 4 indicate otherwise.

For a joint account, only the person whose TIN is shown in Part I should sign (when required). In the case of a disregarded entity, the person identified on the "Name" line must sign. Exempt payees, see *Exempt Payee* on page 3.

Signature requirements. Complete the certification as indicated in items 1 through 3, below, and items 4 and 5 on page 4.

1. Interest, dividend, and barter exchange accounts opened before 1984 and broker accounts considered active during 1983. You must give your correct TIN, but you do not have to sign the certification.

2. Interest, dividend, broker, and barter exchange accounts opened after 1983 and broker accounts considered inactive during 1983. You must sign the certification or backup withholding will apply. If you are subject to backup withholding and you are merely providing your correct TIN to the requester, you must cross out item 2 in the certification before signing the form.

3. Real estate transactions. You must sign the certification. You may cross out item 2 of the certification.

4. Other payments. You must give your correct TIN, but you do not have to sign the certification unless you have been notified that you have previously given an incorrect TIN. "Other payments" include payments made in the course of the requester's trade or business for rents, royalties, goods (other than bills for merchandise), medical and health care services (including payments to corporations), payments to a nonemployee for services, payments to certain fishing boat crew members and fishermen, and gross proceeds paid to attorneys (including payments to corporations).

5. Mortgage interest paid by you, acquisition or abandonment of secured property, cancellation of debt, qualified tuition program payments (under section 529), IRA, Coverdell ESA, Archer MSA or HSA contributions or distributions, and pension distributions. You must give your correct TIN, but you do not have to sign the certification.

What Name and Number To Give the Requester

For this type of account:	Give name and SSN of:
1. Individual	The individual
2. Two or more individuals (joint account)	The actual owner of the account or, if combined funds, the first individual on the account ¹
3. Custodian account of a minor (Uniform Gift to Minors Act)	The minor ²
4. a. The usual revocable savings trust (grantor is also trustee) b. So-called trust account that is not a legal or valid trust under state law	The grantor-trustee ¹ The actual owner ¹
5. Sole proprietorship or disregarded entity owned by an individual	The owner ³
6. Grantor trust filing under Optional Form 1099 Filing Method 1 (see Regulation section 1.671-4(b)(2)(i)(A))	The grantor*
For this type of account:	Give name and EIN of:
7. Disregarded entity not owned by an individual	The owner
8. A valid trust, estate, or pension trust	Legal entity ⁴
9. Corporation or LLC electing corporate status on Form 8832 or Form 2553	The corporation
10. Association, club, religious, charitable, educational, or other tax-exempt organization	The organization
11. Partnership or multi-member LLC	The partnership
12. A broker or registered nominee	The broker or nominee
13. Account with the Department of Agriculture in the name of a public entity (such as a state or local government, school district, or prison) that receives agricultural program payments	The public entity
14. Grantor trust filing under the Form 1041 Filing Method or the Optional Form 1099 Filing Method 2 (see Regulation section 1.671-4(b)(2)(i)(B))	The trust

¹ List first and circle the name of the person whose number you furnish. If only one person on a joint account has an SSN, that person's number must be furnished.

² Circle the minor's name and furnish the minor's SSN.

³ You must show your individual name and you may also enter your business or "DBA" name on the "Business name/disregarded entity" name line. You may use either your SSN or EIN (if you have one), but the IRS encourages you to use your SSN.

⁴ List first and circle the name of the trust, estate, or pension trust. (Do not furnish the TIN of the personal representative or trustee unless the legal entity itself is not designated in the account title.) Also see *Special rules for partnerships* on page 1.

*Note. Grantor also must provide a Form W-9 to trustee of trust.

Note. If no name is circled when more than one name is listed, the number will be considered to be that of the first name listed.

Secure Your Tax Records from Identity Theft

Identity theft occurs when someone uses your personal information such as your name, social security number (SSN), or other identifying information, without your permission, to commit fraud or other crimes. An identity thief may use your SSN to get a job or may file a tax return using your SSN to receive a refund.

To reduce your risk:

- Protect your SSN,
- Ensure your employer is protecting your SSN, and
- Be careful when choosing a tax preparer.

If your tax records are affected by identity theft and you receive a notice from the IRS, respond right away to the name and phone number printed on the IRS notice or letter.

If your tax records are not currently affected by identity theft but you think you are at risk due to a lost or stolen purse or wallet, questionable credit card activity or credit report, contact the IRS Identity Theft Hotline at 1-800-908-4490 or submit Form 14039.

For more information, see Publication 4535, Identity Theft Prevention and Victim Assistance.

Victims of identity theft who are experiencing economic harm or a system problem, or are seeking help in resolving tax problems that have not been resolved through normal channels, may be eligible for Taxpayer Advocate Service (TAS) assistance. You can reach TAS by calling the TAS toll-free case intake line at 1-877-777-4778 or TTY/TDD 1-800-829-4059.

Protect yourself from suspicious emails or phishing schemes.

Phishing is the creation and use of email and websites designed to mimic legitimate business emails and websites. The most common act is sending an email to a user falsely claiming to be an established legitimate enterprise in an attempt to scam the user into surrendering private information that will be used for identity theft.

The IRS does not initiate contacts with taxpayers via emails. Also, the IRS does not request personal detailed information through email or ask taxpayers for the PIN numbers, passwords, or similar secret access information for their credit card, bank, or other financial accounts.

If you receive an unsolicited email claiming to be from the IRS, forward this message to phishing@irs.gov. You may also report misuse of the IRS name, logo, or other IRS property to the Treasury Inspector General for Tax Administration at 1-800-366-4484. You can forward suspicious emails to the Federal Trade Commission at: spam@uce.gov or contact them at www.ftc.gov/idtheft or 1-877-IDTHEFT (1-877-438-4338).

Visit IRS.gov to learn more about identity theft and how to reduce your risk.

Privacy Act Notice

Section 6109 of the Internal Revenue Code requires you to provide your correct TIN to persons (including federal agencies) who are required to file information returns with the IRS to report interest, dividends, or certain other income paid to you; mortgage interest you paid; the acquisition or abandonment of secured property; the cancellation of debt; or contributions you made to an IRA, Archer MSA, or HSA. The person collecting this form uses the information on the form to file information returns with the IRS, reporting the above information. Routine uses of this information include giving it to the Department of Justice for civil and criminal litigation and to cities, states, the District of Columbia, and U.S. possessions for use in administering their laws. The information also may be disclosed to other countries under a treaty, to federal and state agencies to enforce civil and criminal laws, or to federal law enforcement and intelligence agencies to combat terrorism. You must provide your TIN whether or not you are required to file a tax return. Under section 3406, payers must generally withhold a percentage of taxable interest, dividend, and certain other payments to a payee who does not give a TIN to the payer. Certain penalties may also apply for providing false or fraudulent information.

A complete copy of AIA Document A201, 1997 Edition, with Supplementary General Conditions incorporated, is available for review in the Peoria Park District's Planning, Design and Construction Office.

SUPPLEMENTARY GENERAL CONDITIONS

1. A. **"GENERAL CONDITIONS OF THE CONTRACT FOR CONSTRUCTION"**, AIA Document A201, 1997 Edition, published by the American Institute of Architects, including revisions adopted before the date of the Project Manual, is hereby made part of these Specifications with same force and effect as though set forth in full.
 - B. The following modifies, changes, deletes from or adds to the General Conditions of the Contract for Construction (AIA Document A201, Fourteenth Edition, 1997). Where any Article of the General Conditions is modified or any Paragraph, Subparagraph or Clause thereof is modified or deleted by these Supplementary Conditions, the unaltered provisions of that Article, Paragraph, Subparagraph or Clause shall remain in effect.
 - C. Parenthesis () indicates the appropriate section and Subparagraph of the General Conditions which each paragraph of the Supplementary General Conditions modifies or refers to.
2. **INSERT THE FOLLOWING PHRASE TO PARAGRAPH (1.1.1) AFTER THE WORDS "The Contract Documents consist of the Agreement Between Owner and Contractor (hereinafter the Agreement)":**

“the Contractor's Bid, the Advertisement for Bids, the Instructions to Bidders, sample forms and addenda relating to these,”

DELETE THE LAST SENTENCE OF PARAGRAPH (1.1.1).

3. **ADD THE FOLLOWING SENTENCES TO END OF PARAGRAPH (1.2.1):**

The Contractor shall notify the Owner's Representative immediately if discrepancies are discovered. Full-size or large-scale details or drawings shall govern small-scale drawings that the former are intended to amplify. Dimensions from drawings shall not be determined by scale or rule. Where the Drawings and Specifications conflict with each other or with themselves, the Owner's Representative (in consultation with the Architect, if any) will decide which conflicting requirement governs. Should discrepancies or doubt occur, Contractor shall not proceed with the Work without clarification from the Owner. Contractor shall request clarification in a reasonable time to avoid delays and increases in the Contract Sum.

ADD THE FOLLOWING PARAGRAPHS TO SECTION (1.2):

1.2.4 If any item or material shown on the Drawings is omitted from the Specifications, or vice-versa (except when the Drawings and Specifications clearly exclude such omitted item), and when such item or material is clearly required to complete the detail shown or specified, the Contractor shall furnish and install such item or material of the type and quality established by the balance of the detail shown and specified at no increase to the Contract Sum.

1.2.5 Where a typical or representative detail is shown on the Drawings, this detail shall constitute the standard for workmanship and materials throughout those parts of the Work.

1.2.6 Any Summary of Work as outlined in the Specifications shall not be deemed to limit the work required by the Contract Documents. The Contractor and each Subcontractor shall be responsible for carefully examining all Drawings, including all details, plans, elevations, sections, schedules and diagrams for each particular type of work, and for coordinating the Work described in the Drawings, with the related Specifications. The Contractor shall also be responsible for determining the exact scope of work for each type of work per the Contract Documents and Contractor shall endeavor to check cross-references of work excluded from any division. The Contract Sum is deemed to be based on a complete installation. When additional details or instructions are clearly required to complete the work, the Contractor is deemed to have made an allowance in the Contract Sum for completion of such Work consistent with the local standard of care.

1.2.7 The Drawings are intended to show the arrangement, design and extent of the Work and are schematic in nature. They are not to be scaled for roughing-in measurements or used as shop drawings.

4. ADD THE FOLLOWING PARAGRAPH TO SECTION (1.5):

1.5.3 Neither any oral representation by or oral agreement with any officer, agent, or employee of Owner or Architect before execution of this Contract shall affect or modify any of the Contractor's rights or obligations hereunder. Contractor is not aware of any facts that make misleading or inaccurate in any material respect any information Owner or Architect has furnished to Contractor which would have a material adverse affect on the Contract Time or Contract Sum which Contractor has not advised Owner or Architect of, and if, during the course of the performance of the Work, Contractor learns of any such facts it will so advise Owner. Contractor shall not be entitled to any adjustments in the Contract Time or the Contract Sum as a consequence of Contractor's breach of the terms of this Subparagraph.

5. IN PARAGRAPH (1.6.1) DELETE THE WORD "Architect" IN THE FOURTH SENTENCE AND REPLACE IT WITH THE WORD "Owner".

DELETE SENTENCES #7, #8, #9 STARTING WITH "The Contractor, Subcontractors, Sub-subcontractors and material or equipment suppliers are"

6. DELETE PARAGRAPH (2.2.3) IN ITS ENTIRETY.

7. ADD THE FOLLOWING SENTENCE AT THE END OF PARAGRAPH (2.3.1):

"The Owner shall not be liable for any extra cost incurred by the Contractor by such an order."

8. IN PARAGRAPH (2.4.1) DELETE THE SECOND TO LAST SENTENCE.

9. IN PARAGRAPH (3.2.1, 3.2.2 AND 3.2.3) AFTER THE WORD "Architect" ADD THE WORDS "and Owner".

10. ADD THE FOLLOWING PARAGRAPHS TO SECTION (3.2):

3.2.4 Before starting any work, the Contractor shall examine work performed by others to which his work adjoins or is applied to and report to the Owner's Representative any conditions that will prevent the satisfactory accomplishment of his work. Failure to notify the Owner's Representative of

deficiencies or faults in preceding work prior to commencing work shall constitute acceptance thereof and waiver of any claim of its unsuitability.

11. ADD THE FOLLOWING PARAGRAPHS TO SECTION (3.4):

3.4.4 Before ordering any material or doing any Work, the Contractor shall verify all measurements at the Project site and he shall be responsible for the correctness of same. No extra charge or compensation will be allowed to the Contractor on account of any difference between actual dimensions and the measurements shown on the Project Drawings.

3.4.5 The Contractor shall carefully inspect all materials delivered on and to the Project site and reject defective materials without waiting for the Owner's Representative or other representative of Owner to observe the materials.

12. ADD THE FOLLOWING PARAGRAPHS TO SECTION (3.5):

3.5.2 The Contractor agrees to assign to the Owner any and all manufacturer's warranties relating to materials and equipment furnished as part of the Work and further agrees to perform the Work in such manner so as to preserve any and all such manufacturer's warranties subject to installation directives and other terms of the Contract Documents. The Contractor agrees to deliver to the Owner, upon final payment, such assignments along with or as part of a reference manual, in form and detail reasonably acceptable to Owner, showing all such warranties and guarantees provided by the Contractor and Subcontractors. Such warranties and guarantees shall commence no sooner than the date of purchase from the supplier.

3.5.3 The warranty of Contractor provided in Paragraph 3.5 shall in no way limit or abridge the warranties of the suppliers of equipment and systems which are to comprise a portion of the Work, if they are broader, and all of such warranties shall be in form and substance as required by the Contract Documents. Contractor shall take no action or fail to act in any way which results in the termination or expiration of such third party warranties or which otherwise results in prejudice to the rights of the Owner under such warranties subject to installation directives and other terms of the Contract Documents. Contractor agrees to provide all notices required for the effectiveness of such warranties and shall include provisions in the contracts with the providers and manufacturers of such systems and equipment whereby Owner shall have a direct right of enforcement of such warranty obligations.

13. IN PARAGRAPH (3.6.1), DELETE THE WORD "Sales".

ADD THE FOLLOWING AT THE END OF PARAGRAPH (3.6.1):

The Peoria Park District is exempt from Federal, State and Local taxes. A certificate of exemption will be furnished upon request.

14. IN PARAGRAPH (3.10.2) BEFORE THE WORD "Architect's" ADD THE WORDS "Owner's and".

IN PARAGRAPH (3.10.2) AFTER THE WORD "Architect" ADD THE WORDS "and Owner's Representative".

ADD THE FOLLOWING PARAGRAPHS TO SECTION (3.10):

3.10.4 The construction schedule shall provide for the most expeditious and practicable execution of the Work. The Contractor shall also work closely with the Owner to confirm that the construction

schedule accurately reflects the status of the Project. The Contractor's construction schedule shall be updated every month by the Contractor and submitted to the Owner.

.1 Whenever it becomes apparent from the updated construction schedule that any substantial completion previously established by the construction schedule cannot be met, the Contractor shall, at the Owner's request, take any or all of the following actions with no increase to the Contract Sum or Contract Time (unless the delay is caused by an event set forth in paragraph 8.3 of these General Conditions thereby permitting adjustment of the Contract Sum and/or Contract Time under Paragraph 4.3.5 of these General Conditions):

.1.1 Increase construction manpower to substantially return the Project to schedule;

.1.2 Increase the number of working hours per shift, shifts per day or the amount of construction equipment or any combination of the foregoing which will substantially return the Project to schedule;

.1.3 Reschedule activities to concurrently accomplish activities, to the maximum degree practicable, in the time required by the Contract Documents.

If the Contractor fails to take any of these actions Owner shall have the notice and other rights set forth in Paragraph 2.4.

15. IN PARAGRAPH (4.1.1) DELETE THE FIRST SENTENCE AND SUBSTITUTE THE FOLLOWING:

"The Architect, Owner's Representative, and Owner's Project Manager are defined in Paragraph C of "Section 01000 - General" of "Division 01000 - General Requirements".

16. IN PARAGRAPH (4.2.1) DELETE THE WORDS "and will be an Owner's Representative".

17. IN PARAGRAPH (4.2.2) DELETE THE WORDS "as a representative of the Owner".

18. IN PARAGRAPH (4.2.4) IN THE FIRST SENTENCE SUBSTITUTE THE WORD "Architect" FOR THE WORD "Owner" AND SUBSTITUTE THE WORD "Owner" FOR THE WORD "Architect".

19. IN PARAGRAPH (4.2.5) DELETE THE WORD "Architect's" AND "Architect" AND SUBSTITUTE THE WORDS "Owner Representative's" AND "Owner Representative".

20. IN PARAGRAPH (4.2.6) IN THE SECOND SENTENCE AFTER THE WORDS "will have authority" INSERT THE WORDS "upon written authorization from the Owner".

21. IN PARAGRAPH (4.2.8) DELETE THE WORD "prepare" AND SUBSTITUTE THE WORDS "assist the Owner's Representative in preparing".

22. IN PARAGRAPH (4.2.9) DELETE THE WORD "Architect" AND SUBSTITUTE WORDS "Owner's Representative, assisted by the Architect".

23. IN PARAGRAPH (4.2.11) IN THE FIRST SENTENCE DELETE THE WORDS "and decide".

24. IN PARAGRAPH (4.2.12) IN THE FIRST SENTENCE DELETE THE WORD "and decisions".

IN PARAGRAPH (4.2.12) IN THE SECOND SENTENCE DELETE THE WORDS “and initial decisions” AND “or decisions”.

25. ADD PARAGRAPH TO SECTION (4.2):

4.2.14 Notwithstanding any other provision of this Agreement to the contrary, the Architect shall have no authority to order or approve any material deviation from the Contract Documents, whether or not such deviation affects the Contract Sum or other Substantial Completion Date (as defined herein). In the event any such deviation is sought, prior written approval from the Owner’s Representative and the Owner must be obtained. The Architect may decide quality issues and may approve non-material deviations from the Contract Documents.

26. IN PARAGRAPH (4.3.4) IN THE FOURTH SENTENCE DELETE THE WORD “decision” AND SUBSTITUTE THE WORD “recommendation”.

IN PARAGRAPH (4.3.4) IN THE LAST SENTENCE DELETE THE WORD “determination” AND SUBSTITUTE THE WORD “recommendation”.

27. DELETE PARAGRAPH (4.3.10) IN ITS ENTIRETY.

28. DELETE PARAGRAPH (4.4.1) AND SUBSTITUTE THE FOLLOWING:

“Claims, disputes and other matters in question between the Contractor and the Owner relating to the execution or progress of the Work or the interpretation of the Contract Documents shall be initially referred in writing to the Architect for a recommendation.”

29. IN PARAGRAPH (4.4.2) AFTER “(2)” ADD THE WORD “recommend” AND CHANGE THE WORD “reject” TO “rejecting”.

IN PARAGRAPH (4.4.2) AFTER “(3)” ADD THE WORD “recommend” AND CHANGE THE WORD “approve” TO “approving”.

IN PARAGRAPH (4.4.2) AT THE END OF THE SENTENCE DELETE THE WORD “resolve” AND ADD THE WORDS “make recommendation on”.

30. IN PARAGRAPH (4.4.3) DELETE THE WORD “decision” AND SUBSTITUTE THE WORD “recommendation”.

31. IN PARAGRAPH (4.4.4) IN THE LAST SENTENCE DELETE THE WORDS “either reject or approve the Claim” AND SUBSTITUTE THE WORDS “provide a recommendation regarding the Claim in accordance with Paragraph 4.2.2”.

IN PARAGRAPH (4.4.4) AT THE END OF THE LAST SENTENCE DELETE THE WORDS “in whole or in part.”

32. DELETE PARAGRAPHS (4.4.5) AND (4.4.6) IN THEIR ENTIRETY.

33. IN PARAGRAPH (4.4.8) DELETE THE WORD “resolution” AND SUBSTITUTE THE WORDS “final recommendation”.

IN PARAGRAPH (4.4.8) AFTER THE WORD “Architect,” ADD THE WORD “or”.

IN PARAGRAPH (4.4.8) AT THE END OF THE SENTENCE DELETE THE WORDS “or by arbitration”.

- 34. IN PARAGRAPH (4.5.1) DELETE THE WORD “decision” AND SUBSTITUTE THE WORD “recommendation”.**

IN PARAGRAPH (4.5.1) DELETE THE WORDS “arbitration or”.

- 35. IN PARAGRAPH (4.5.2) IN THE SECOND SENTENCE DELETE THE WORDS “a demand for arbitration” AND SUBSTITUTE THE WORDS “legal or equitable proceedings”.**

IN PARAGRAPH (4.5.2) AFTER THE WORDS “proceed in advance of “ DELETE THE WORDS “arbitration or”.

- 36. IN PARAGRAPH (4.5.3) DELETE THE FIRST SENTENCE.**

- 37. DELETE SECTION (4.6) IN ITS ENTIRETY.**

- 38. IN PARAGRAPH (5.2.1) DELETE THE FIRST SENTENCE AND SUBSTITUTE:**

“The subcontractors/suppliers listed by the Contractor on the Major Subcontractor/Supplier List (submitted with the Bid) shall not be changed without the written consent of the Owner.”

IN PARAGRAPH (5.2.1) IN THE SECOND SENTENCE DELETE THE WORDS “Architect will” AND SUBSTITUTE THE WORDS “Owner’s Representative will”.

IN PARAGRAPH (5.2.1) IN THE SECOND SENTENCE AFTER THE WORDS “promptly reply to” ADD THE WORDS “any request made by”.

IN PARAGRAPH (5.2.1) IN THE SECOND SENTENCE AFTER THE WORDS “any such proposed” ADD THE WORDS “change in”.

IN PARAGRAPH (5.2.1) IN THE LAST SENTENCE DELETE THE WORDS “Owner or Architect” AND SUBSTITUTE THE WORDS “Owner’s Representative”.

IN PARAGRAPH (5.2.1) IN THE LAST SENTENCE DELETE THE WORD “promptly” AND ADD THE WORDS “within 10 calendar days (of receipt of written request for such change from the Contractor)”.

- 39. IN PARAGRAPH (6.2.2) BEFORE THE WORD “Architect” ADD THE WORDS “Owner and”.**

- 40. IN PARAGRAPH (6.3.1) DELETE THE WORD “Architect” AND SUBSTITUTE THE WORD “Owner”.**

- 41. IN PARAGRAPH (7.2.1) DELETE THE WORDS “the Architect” AND SUBSTITUTE THE WORDS “the Owner’s Representative”.**

ADD THE FOLLOWING PARAGRAPHS TO SECTION (7.2):

7.2.3 A Change Order shall include all of the Contractor’s costs associated therewith.

7.2.4 The Contractor shall not accept any request for a Change Order from any person other than the Owner and may not perform any work asserted to constitute a change in the Work until the Owner has approved the Change Order in writing, unless the Owner authorizes the Contractor, in writing, to proceed with a change prior to the Owner's final approval. Notwithstanding anything to the contrary herein, the Contractor shall not charge for overtime services in the performance of any Change Order Work, unless the Owner has specifically authorized overtime in writing. Owner may competitively bid changes in the Work and Contractor, Subcontractor and suppliers shall provide Owner with all documents Owner requests to facilitate such competitive bidding of changes in the Work.

7.2.5 There shall be no change in the Work, whether an alteration or addition to the Contract Sum or to any amounts due under the Contract Documents or to a change in the Contract Time, unless and until such alteration or addition has been authorized by a written Change Order executed and issued in accordance and compliance with the requirements with this Article 7 or by written authorization to proceed with such change in the Work signed by the Owner or as otherwise provided pursuant to the Contract Documents. The requirements set forth in this Paragraph 7.2.5 are of the essence. No claim that the Owner has been unjustly enriched by any alteration or addition to the Work, whether or not any such unjust enrichment to the Work or to the Owner in fact exists, shall form the basis of any claim for an increase in any amount due under the Contract Documents or a change in the Contract Time, and the terms of a fully-executed Change Order shall be conclusive.

- 42. IN PARAGRAPH (7.3.1) DELETE THE WORDS "the Architect" AND SUBSTITUTE THE WORDS "the Owner's Representative".**
- 43. IN PARAGRAPH (7.3.4) DELETE THE WORDS "the Architect" AND SUBSTITUTE THE WORDS "the Owner's Representative".**
- 44. IN PARAGRAPH (7.3.6) IN THE FIRST SENTENCE DELETE THE WORD "determined" AND SUBSTITUTE THE WORD "recommended".**
- 45. IN PARAGRAPH (7.3.7) IN THE FIRST SENTENCE AFTER THE WORD "Architect" ADD THE WORDS "and the Owner's Representative".**
- 46. IN PARAGRAPH (7.3.8) DELETE THE WORDS "the Architect" AND SUBSTITUTE THE WORDS "the Owner's Representative".**
- 47. IN PARAGRAPH (7.3.9) DELETE THE WORD "determination" AND SUBSTITUTE THE WORD "recommendation".**
- 48. IN PARAGRAPH (8.1.3) DELETE THE WORD "Architect" AND SUBSTITUTE THE WORDS "Owner's Representative".**
- 49. ADD THE FOLLOWING PARAGRAPHS TO SECTION (8.2) .**

8.2.4 All work shall be "Substantially Complete" as required by the **Instructions to Bidders** and the **Agreement Between Owner and Contractor**.

8.2.5 It is further agreed that said completion schedule is reasonable, and the Contractor shall prosecute said work regularly, diligently and continuously at such rate of progress as will insure full completion thereof within the time specified.

8.2.6 Provided, however, the following exceptions:

BRADLEY PARK EQUIPMENT SERVICE CENTER – AUTO SERVICE BUILDING ROOF REPLACEMENT - Project Manual

- .1 Any preference, priority or allocation order duly issued by the United States Government.
- .2 Any unforeseeable cause beyond the control and without the fault or negligence of the Contractor, including acts of God, or of a public enemy, acts of the Owner, acts of another Contractor in performance of a separate contract with the Owner, fire, floods, epidemics, quarantine restrictions, strikes, freight embargoes and unusually severe weather. The criteria on which the unusually severe weather shall be based is the average precipitation/temperatures received in the project area, as recorded over a period of the last five (5) years at the local area United States Weather Station. Any extension of time due to unusually severe weather must be requested by the Contractor on the basis of documented records of the actual precipitation/temperatures during the contract time period, compared with the normal/average for the area. Also, the criteria shall include the number of excessive precipitation or extreme cold days (i.e., days in which the temperature would adversely affect the type of work being constructed) over the same period and whether or not the Contractor's force worked on said days or stage of construction was affected.
- .3 Any delays of subcontractors occasioned by any of the causes specified in this paragraph.

8.2.7 Provided further that the Contractor shall, within seven (7) days from the beginning of any such delay during the performance of the Contract, notify the Owner's Representative in writing of the alleged cause of such delay.

50. IN PARAGRAPH (8.3.1) DELETE THE WORDS “and arbitration”.

IN PARAGRAPH (8.3.1) DELETE THE WORD “determine” AND SUBSTITUTE THE WORD “recommend”.

51. DELETE PARAGRAPH (9.2.1) AND SUBSTITUTE THE FOLLOWING:

“Before the first Application for Payment, the Contractor shall submit to the Owner’s Representative a schedule of values allocated to various portions of the Work, prepared in such form and supported by such data to substantiate its accuracy as the Architect and Owner’s Representative may require. This schedule, unless objected to by the Architect and Owner’s Representative, shall be used as a basis for reviewing the Contractor’s Applications for Payment.”

52. IN THE FIRST SENTENCE OF (9.3.1), CHANGE "ten" TO "forty five”.

IN PARAGRAPH (9.3.1) IN THE FIRST SENTENCE DELETE THE WORD “Architect” AND SUBSTITUTE THE WORDS “Owner’s Representative”.

ADD THE FOLLOWING TO THE END OF PARAGRAPH (9.3.1):

Payment requests shall consist of AIA Documents #702 "Application and Certificate for Payment"; AIA #703 "Continuation Sheet"; Contractors Affidavit of Payment to Subcontractors and Suppliers; Weekly Workforce Reports; Certified Payroll Form; and Waivers of Lien. (Waivers of Lien are required from the general contractor in the full amount of the current payment application, and from all subcontractors, suppliers, or workers who provide more than \$10,000 of project material/labor of the Work. The waiver shall be in the amount(s) listed in the Contractor's Affidavit.) For final payment, the general contractor shall also provide a Waiver of Lien in the full amount of the contract price.

The Waiver of Lien and Contractor Affidavit forms used shall be the Peoria Park District's standard form(s): 1) "Final Waiver of Lien" (for general contractors), 2) "Waiver of Lien - General

Contractor's Partial To Cover Only Certain Payments", 3) "Sub-Contractor's Final Waiver of Lien", 4) "Waiver of Lien - Sub-Contractor's Partial To Cover Only Certain Payments, and 5) "Contractor's Affidavit". (These forms are included in the Project Manual, and are the required Waiver of Lien forms for the project.)

(If the Contractor is unable to provide the required sub-contractor waiver at the time the application for payment is submitted (preferred method) alternatively, it may be provided at the time that payment is delivered by the District. If the sub-contractor waiver(s) still cannot be provided at that time, the District will provide "two-party" checks in which the Contractor and the sub-contractor are named jointly as payees.)

Format of AIA #703 shall follow that of "Schedule of Values". (See Division 01000 Article IV.) All payment requests shall reflect retainage in the amount of 10% of completed work.

53. IN PARAGRAPH (9.3.1.1) DELETE THE WORDS “or by interim determination of the Architect, but not yet included in Change Orders”.

54. ADD THE FOLLOWING SUB-PARAGRAPHS TO PARAGRAPH (9.3.1):

9.3.1.3 Upon Substantial Completion, the Owner will pay 95% percent of the amount due to the Contractor on account.

9.3.1.4 Monthly progress payments will be made by the Owner on projects lasting more than sixty days (from award of the bid to the Substantial Completion date given in the Supplementary Instructions to Bidders).

55. ADD THE FOLLOWING SUB-PARAGRAPHS TO PARAGRAPH (9.3.2):

9.3.2.1 Material stored on site will be considered for payment only when a Schedule of Stored Materials with appropriate values accompany the payment request as an attachment.

9.3.2.2 All material and work covered by partial payments made shall thereupon become the sole property of the Owner, but this provision shall not be construed as relieving the Contractor from the sole responsibility for the care and protection of material and work upon which payments have been made or the restoration of any damaged work, or as a waiver of the contract.

56. IN PARAGRAPH (9.4.1) DELETE THE WORDS “Architect” AND “Architect’s” AND SUBSTITUTE THE WORDS “Owner’s Representative” AND “Owner’s Representative’s”.

IN PARAGRAPH (9.4.1) DELETE THE PHRASE "with a copy to the Contractor".

57. IN THE FIRST SENTENCE OF PARAGRAPH (9.4.2) DELETE THE WORD “Architect”.

IN THE FIRST SENTENCE OF PARAGRAPH (9.4.2) AFTER THE WORDS “Architect’s” ADD THE WORDS “and Owner’s Representative’s”.

IN THE FOURTH SENTENCE OF PARAGRAPH (9.4.2) DELETE THE WORDS “Architect has” AND SUBSTITUTE THE WORDS “Owner’s Representative and Architect have”.

58. IN PARAGRAPH (9.5.1) DELETE THE WORDS “Architect” AND “Architect’s” AND SUBSTITUTE THE WORDS “Owner’s Representative AND “Owner’s Representative’s”.

- 59. IN PARAGRAPHS (9.6.1, 9.6.3, AND 9.6.4) DELETE THE WORDS “Architect” AND SUBSTITUTE THE WORDS “Owner’s Representative”.**
- 60. IN PARAGRAPH (9.7.1) DELETE THE WORD “Architect” AND SUBSTITUTE THE WORDS “Owner’s Representative”.**
- IN PARAGRAPH (9.7.1) DELETE THE WORDS “or awarded by arbitration”.**
- 61. IN PARAGRAPH (9.8.2) DELETE THE WORD “Architect” AND SUBSTITUTE THE WORDS “Owner’s Representative”.**
- 62. IN THE FIRST SENTENCE OF PARAGRAPH (9.8.3) DELETE THE WORD “Architect” AND SUBSTITUTE THE WORDS “Owner’s Representative assisted by the Architect”.**
- IN THE SECOND AND THIRD SENTENCES OF PARAGRAPH (9.8.3) DELETE THE WORDS “Architect’s” and “Architect” AND SUBSTITUTE THE WORDS “Owner’s Representative’s” and “Owner’s Representative”.**
- 63. IN PARAGRAPH (9.8.4) DELETE THE WORD “Architect” AND SUBSTITUTE THE WORDS “Owner’s Representative”.**
- 64. IN PARAGRAPH (9.9.1) DELETE THE WORD “Architect” AND SUBSTITUTE THE WORDS “Owner’s Representative”.**
- 65. IN PARAGRAPH (9.10.1) IN THE FIRST SENTENCE AFTER THE FIRST TWO APPEARANCES OF THE WORD ‘Architect’ ADD THE WORDS “and Owner’s Representative”.**
- IN PARAGRAPH (9.10.1) DELETE THE THIRD AND FOURTH APPEARANCES OF THE WORD “Architect” and “Architect’s” AND SUBSTITUTE THE WORDS “Owner’s Representative” and “Owner’s Representative’s”.**
- IN PARAGRAPH (9.10.1) AFTER THE FIFTH APPEARANCE OF THE WORD “Architect’s” ADD THE WORDS “and Owner’s Representative’s”.**
- IN THE LAST SENTENCE OF PARAGRAPH (9.10.1) DELETE THE WORD “Architect’s” AND SUBSTITUTE THE WORDS “Owner’s Representative’s”.**
- 66. IN PARAGRAPH (9.10.2) DELETE THE WORD “Architect” AND SUBSTITUTE THE WORD “Owner’s Representative”.**
- 67. ADD THE FOLLOWING SUB-PARAGRAPH TO PARAGRAPH (9.10.2):**
- 9.10.2.1** When all items including items noted within Division 1000 General Requirements are found to be complete and in conformance with the Contract Documents, a final payment will be issued.
- 68. IN PARAGRAPH (9.10.3) DELETE THE WORD “Architect” AND SUBSTITUTE THE WORDS “Owner’s Representative”.**
- 69. IN PARAGRAPH (11.1.1) IN THE FIRST SENTENCE AFTER THE PHRASE “as will protect the Contractor” ADD THE WORDS “Architect and Owner”.**

- 70. IN PARAGRAPH (11.1.2), IN THE FIRST SENTENCE DELETE THE WORDS “limits of liability specified in the Contract Documents” AND SUBSTITUTE THE WORDS “limits required in ‘Attachment A – Project Specific Insurance Requirements’ (which is included as the last section of the Project Manual and the requirements therein shall be made part of the Contract Documents),”.**

IN PARAGRAPH (11.1.2) AFTER THE FIRST SENTENCE ADD:

“In addition, if any of the work occurs within fifty feet of an active railroad line and the Contractor’s general liability coverages provide for exclusions of coverage when working on or near a railroad, the Contractor shall provide a separate Railroad Protective Liability Insurance Policy naming the railroad as the insured party, with the coverage limits required by that railroad.”

- 71. IN PARAGRAPH (11.1.3), AFTER THE WORDS “Certificates of insurance” ADD THE WORDS “and endorsements to the insurance policy(s) which are”.**

IN PARAGRAPH (11.1.3) AFTER THE WORDS “acceptable to the Owner” ADD THE WORDS “and naming the Owner, their agents and consultants as additional insured”.

ADD THE FOLLOWING SUB-PARAGRAPHS TO PARAGRAPH (11.1)

11.1.4 The Contractor may, at his option, furnish Owner’s Protective Liability Insurance in lieu of naming the Owner Additional Insured on the Contractor’s policy, as required above. This insurance shall protect the Owner from claims as set forth in Paragraph 11.1.1 of the General Conditions, and to the limits required herein, as shown in “Attachment A”.

11.1.5 The Contractor shall furnish two copies of each of the required Certificates or Endorsements for each copy of the Agreement which shall specifically set forth evidence of all coverage required by the Contract Documents. The form of the Certificate(s) or Endorsement(s) shall be those as required in “Attachment A”. The Contractor shall also furnish to the Owner copies of any endorsements which limit coverage, or are subsequently issued amending coverage or limits of coverage.

- 72. DELETE PARAGRAPHS (11.3.1, 11.3.2, AND 11.3.3) IN THEIR ENTIRETY.**

- 73. DELETE PARAGRAPH (11.4.1) AND SUBSTITUTE:**

“If the work of the project is being completed by one general or prime contractor rather than multiple prime contractors, the Contractor shall purchase and maintain property insurance upon the entire Work at the site to the full replacement value thereof. Such insurance shall be in a company or companies against which the Owner has no reasonable objection. This insurance shall include the interests of the Owner, the Contractor, Subcontractors and Sub-subcontractors in the Work.

- 74. AT THE END OF PARAGRAPH (11.4.1.1) ADD THE FOLLOWING SENTENCE: “The form of policy for this coverage shall be “Completed Value”.**

- 75. DELETE PARAGRAPH (11.4.1.2) IN ITS ENTIRETY.**

76. DELETE PARAGRAPH (11.4.1.3) IN ITS ENTIRETY AND SUBSTITUTE:

“If by the terms of this insurance any mandatory deductibles are required, or if the Contractor should elect, with the concurrence of the Owner, to increase the mandatory deductible amounts or purchase this insurance with voluntary deductible amounts, the Contractor shall be responsible for payment of the amount of all deductibles in the event of a paid claim. If separate contractors are added as insureds to be covered by this policy, the separate contractors shall be responsible for payment of appropriate part of any deductibles in the event claims are paid on their part of the Project.”

77. DELETE PARAGRAPHS (11.4.3, 11.4.4, AND 11.4.5) IN THEIR ENTIRETY.

78. DELETE PARAGRAPH (11.4.6) AND SUBSTITUTE:

“The Contractor shall file two certified copies of all policies with the Owner before exposure to loss can occur. If the Owner is damaged by the failure of the Contractor to maintain such insurance and to so notify the Owner, then the Contractor shall bear all reasonable costs properly attributable thereto.

79. DELETE PARAGRAPHS (11.4.7, 11.4.8, 11.4.9, AND 11.4.10) IN THEIR ENTIRETY.

80. DELETE PARAGRAPH (11.5.1) AND SUBSTITUTE:

“The Contractor shall furnish a Performance Bond and a separate Labor and Material Payment Bond, each for one hundred percent (100%) of the Contract Sum. Form of these bonds shall be as provided by the Owner in the Project Manual and no other form will be accepted. The Surety shall be authorized to do business in the State of Illinois and be acceptable to the Owner.

81. IN PARAGRAPH (12.1.1) DELETE THE WORD “Architect’s” AND SUBSTITUTE WORDS “Owner’s Representative’s and Architect’s”. DELETE THE WORD “Architect” AND SUBSTITUTE THE WORDS “Owner’s Representative”.

82. IN PARAGRAPH (12.1.2) AFTER THE WORD “Architect” ADD THE WORDS “and Owner’s Representative”.

83. IN PARAGRAPH (12.2.1.1) AFTER THE WORD “Architect” ADD THE WORDS “and Owner’s Representative”.

84. IN PARAGRAPH (13.5.4) AFTER THE WORD “Architect” ADD THE WORDS “and Owner’s Representative”.

85. IN PARAGRAPH (14.1.1.3) DELETE THE WORD “Architect” AND SUBSTITUTE THE WORDS “Owner’s Representative”.

86. IN PARAGRAPH (14.2.2) DELETE THE PHRASE “, upon certification by the Architect that sufficient cause exists to justify such action,”.

87. IN PARAGRAPH (14.2.4) DELETE THE WORD “Architect” AND SUBSTITUTE THE WORDS “Owner’s Representative”.

88. DELETE PARAGRAPH (14.4.3) IN ITS ENTIRETY AND SUBSTITUTE:

In case of such termination for the Owner's convenience, the Contractor shall be entitled to receive payment for Work executed, and costs incurred by reason of such termination. In no event, however, will such amounts exceed the Contract Sum reduced by the amount of prior payments except for increases pursuant to the claims procedure in the Contract Documents. Subcontracts, subsubcontracts, and purchase orders will contain appropriate provisions for termination for convenience under this Paragraph 14.4.

89. ADD THE FOLLOWING ARTICLE 15: LABOR, SAFETY AND WAGE STANDARDS TO THE GENERAL CONDITIONS OF THE CONTRACT:

**ARTICLE 15
LABOR, WAGE, SAFETY, AND OTHER STANDARDS**

15.1 LABOR STANDARDS. All employers shall comply with the Employment of Illinois Workers on Public Works Act [30 ILCS 570/1 to 570/7].

15.2 WAGE STANDARDS.

15.2.1 PREVAILING WAGE ACT: Wages and benefits to employees shall comply with all Federal and State of Illinois statutes pertaining to public works projects and specifically: Wages of Employees on Public Works [820 ILCS 130/1 - 12].

15.2.2 Not less than the prevailing rate of wages as determined by the Park District or the Department of Labor shall be paid to all laborers, workers and mechanics performing work under this contract. All contractor's bonds shall include a provision as will guarantee the faithful performance of such prevailing wage clause as provided by this bid specification or contract.

15.2.3 The terms "general prevailing rate of hourly wages", "general prevailing rate of wages" or "prevailing rate of wages" when used in this Act mean the hourly cash wages plus fringe benefits for training and apprenticeship programs approved by the U.S. Department of Labor, Bureau of Apprenticeship and Training, health and welfare, insurance, vacations and pensions paid generally, in the locality in which the work is being performed, to employees engaged in work of a similar character on public works.

15.2.4 PREVAILING WAGE ACT/FOIA
Contractors and subcontractors shall submit certified payroll on a monthly basis to the Park District in compliance with requirements of 820 ILCS 130/5. These records will be kept by the Park District for three years and may be reviewed by others through the Freedom of Information Act (FOIA). The Park District will exclude employee's address, telephone number, and social security number from public inspection.

15.3 SAFETY STANDARDS.

15.3.1 PROTECTION OF PERSONS AND PROPERTY: The Contractor and his subcontractors shall, at all times, comply with applicable provisions of Federal, State and Local laws.

15.3.1.1 The Contractor and his sub-contractors shall have written programs complying with Occupational Safety and Health Administration standards and/or Illinois Department of

Labor requirements including, but not limited to the following: hazardous communications, hearing conservation, respirator use, confined space entry, scaffolding,

ladders, ventilation, flammable and combustible liquids, and lockout/tagout. The Contractor shall submit documentation of their programs at the request of the Owner's Representative, or Occupational Safety and Health Administration and/or Illinois Department of Labor officials.

15.4 EQUAL EMPLOYMENT OPPORTUNITY/AFFIRMATIVE ACTION/SEXUAL HARASSMENT

15.4.1 During the performance of the contract, the contractor agrees to the following:

15.4.1.1 That it will not discriminate against any employee or applicant for employment because of race, color, religion, sex, marital status, national origin or ancestry, age, physical or mental handicap unrelated to ability, or an unfavorable discharge from military service; and further that it will examine all job classifications to determine if minority persons or women are under-utilized and will take appropriate affirmative action to rectify any such under-utilization.

15.4.1.2 That, if it hires additional employees in order to perform his contract or any portion thereof, it will determine the availability (in accordance with the Rules and Regulations of the Illinois Department of Human Rights) of minorities and women in the area(s) from which it may reasonably recruit and it will hire for each job classification for which employees are hired in such a way that minorities and women are not under-utilized.

15.4.1.3 That, in all solicitations or advertisements for employees placed by it or on its behalf, it will state that all applicants will be afforded equal opportunity without discrimination because of race, color, religion, sex, marital status, national origin or ancestry, age, physical or mental handicap unrelated to ability or an unfavorable discharge from military service.

15.4.1.4 That it will have a written sexual harassment policy to include at the minimum, the following:

15.4.1.4.1 a definition of sexual harassment under the law;

15.4.1.4.2 a description of sexual harassment utilizing examples;

15.4.1.4.3 a formalized complaint procedure;

15.4.1.4.4 a statement of victim's rights;

15.4.1.4.5 directions on how to contact the Illinois Department of Human Rights. Out-of-state companies must provide directions for filing with the enforcement agency within their state. Companies that issue a standard policy for all business locations must prepare an addendum providing directions on how to contact the appropriate enforcement agency; and

15.4.1.4.6 A recitation that there cannot be any retaliation against employees who elect to file charges.

15.4.1.4.7 In addition, it is recommended that the employer post a copy of the sexual harassment policy in a prominent and accessible location and distribute it in a manner to assure notice to all employees on an annual basis.

15.4.1.4.8 The Illinois Human Rights Act specifically provides that all documents may meet, but cannot exceed, the sixth grade literacy level. Therefore, the employers sexual harassment policy must be stated in plain language and in "laymen's terms".

15.4.1.5 That it will send to each labor organization or representative of workers with which it has or is bound by a collective bargaining or other agreement or understanding, a notice advising such labor organization or representative of the contractor's obligations under the Illinois Human Rights Act and the Department's Rules and Regulations. If any such labor organization or representative fails or refuses to cooperate with the contractor in its efforts to comply with such Act and Rules and Regulations, the contractor will promptly so notify the Department and the contracting agency and will recruit employees from other sources when necessary to fulfill its obligations thereunder.

15.4.1.6. That it will submit reports as required by the Department's Rules and Regulations, furnish all relevant information as may from time to time be requested by the Department or the contracting agency, and in all respects comply with the Illinois Human Rights Act and the Department's Rules and Regulations.

15.4.1.7. That it will permit access to all relevant books, records, accounts and work sites by personnel of the contracting agency and the Department for purposes of investigation to ascertain compliance with the Illinois Human Rights Act and the Department's Rules and Regulations.

15.4.1.8. That it will include verbatim or by reference the provisions of this clause in every subcontract it awards under which any portion of the contract obligations are undertaken or assumed, so that such provisions will be binding upon such subcontractor. In the same manner as with other provisions of this contract, the contractor will be liable for compliance with applicable provisions of this clause by such subcontractors; and further it will promptly notify the contracting agency and the Department in the event any subcontractor fails or refuses to comply therewith. In addition, the contractor will not utilize any subcontractor declared by the Illinois Human Rights Commission to be ineligible for contracts or subcontracts with the State of Illinois or any of its political subdivisions or municipal corporations.

15.4.2 In the event of the contractor's non-compliance with the provisions of the Illinois Human Rights Act, the contractor may be declared ineligible for future contracts or subcontracts with the State of Illinois or any of its political subdivisions or municipal corporation, and the contract may be cancelled or voided in whole or in part, and such other sanctions or penalties may be imposed or remedies invoked as provided by statute or regulations.

END OF SUPPLEMENTARY GENERAL CONDITIONS

DIVISION 010000 GENERAL REQUIREMENTS

SECTION 010000 - GENERAL

A. SUMMARY OF THE WORK

1. The Work covered under this Contract consists of that work described by the Invitation to Bid, the Instructions/Supplemental Instructions to Bidders, the Bid/Proposal Form, the General/Supplemental Conditions of the Contract, these General Requirements, the Plans, and the Technical Specifications.
2. The Contractor shall be responsible for all items incidental to the scope of the Work intended by the bidding documents as per A.1 above, including but not limited to, expenses incurred by the requirements of various Sections of Division 010000, unless specifically stated otherwise herein.
3. Changes to the Work as required by approved Change Orders shall be at the expense of the Owner, however, requests for additional payments made after the fact will not be considered.

B. OCCUPANCY BY OWNER.

1. The Owner reserves the right to occupy any portion of the project before it has been entirely completed, with the understanding that such occupancy shall in no way constitute acceptance of the work, in whole or in part, or of any work performed under the Contract, provided that such occupancy does not substantially interfere with completion of the work by the Contractor.

SECTION 012600 - CHANGE ORDERS

A. OWNER'S REPRESENTATIVE'S FIELD ORDERS

1. From time to time during progress of the Work the Owner's Representative may issue an "Owner's Representative's Field Order" which interprets the Contract Documents or orders minor changes in the Work without change in Contract Sum or Contract Time.
2. Should the Contractor consider that a change in Contract Sum or Contract Time is required he shall submit an itemized proposal to the Owner's Representative **immediately and before proceeding with the Work**. If the proposal is found to be satisfactory and in proper order, the Field Order will be superseded by a Change Order.

B. PROPOSAL REQUESTS

1. From time to time during the progress of work the Owner's Representative may issue a "Proposal Request" for an itemized quotation for changes to the Work which may result in a change to the Contract Sum or Contract Time. This document **is not a Change Order** and is not a direction to proceed with the changes described therein.

C. CHANGE ORDERS

1. Change Orders are written documents describing changes in the Work, in the Contract Sum, in the Contract Time of Completion, or any combination thereof. Change Orders must be signed by both the Owner and the Architect/Owner's Representative prior to proceeding with the Work subject to the Change Order. **REQUESTS FOR "EXTRA'S" OR OTHER ADDITIONAL PAYMENTS OVER AND ABOVE THE CURRENT CONTRACT SUM WILL NOT BE CONSIDERED WITHOUT THE PRIOR, WRITTEN APPROVAL OF BOTH THE OWNER AND THE OWNER'S REPRESENTATIVE.**
 - a) INITIATION. Change Orders may be initiated by a "Field Order" or "Proposal Request" per paragraphs "A" and "B" above. In addition, either the Contractor or Owner (or Owner's Representative) may initiate a Change Order through:
 - 1) Discovery of a discrepancy in the Contract Documents,
 - 2) Discovery of concealed conditions or,
 - 3) Discovery, during the course of the Work, of methods of accomplishing the Work in a better or more economical manner.
 - b) PROCESSING CHANGE ORDERS.
 - 1) Change Orders will be dated and will be numbered in sequence.
 - 2) The Change Order will describe the change or changes, or will refer to the Proposal Requests or Field Orders involved.
 - 3) The Owner's Representative will issue three copies of each Change Order to the Contractor.
 - 4) The Contractor promptly shall sign all three copies and return them to the Owner's Representative.
 - 5) The Owner and Owner's Representative will retain two signed copies in their files, and will forward one signed copy to the Contractor.
 - 6) Should the Contractor disagree with the stipulated change in Contract Sum or change in Contract Time of Completion, or both:
 - i) The Contractor promptly shall return all three of the Change Orders, unsigned by him, to the Owner's Representative with a letter signed by the Contractor stating the reason or reasons for the Contractor's disagreement.
 - ii) The Contractor's disagreement with the Change Order shall not in any way relieve the Contractor of his responsibility to proceed with the change as ordered and to seek settlement of the dispute under pertinent provisions of the Contract Documents.

SECTION 012900 – PAYMENT PROCEDURES

A. SCHEDULE OF VALUES

1. Prior to the start of construction, submit a proposed Schedule of Values to the Owner's Representative which shows a detailed breakdown of the agreed Contract Sum showing values allocated to each of the various parts of the Work, as specified herein and in other provisions of the Contract Documents.
 - a) The Schedule of Values is required to be compatible (in the same format) with the Application for Payment "Continuation Sheet", AIA G703.
2. If not requested to submit additional data or to modify the submitted Schedule of Values within ten (10) days of submittal, the initially submitted Schedule shall be deemed approved.

B. APPLICATIONS FOR PAYMENT

1. Progress payments will be made only if specifically called for in the Agreement. In all other cases, the Contractor may submit an Application for Payment (3 copies) upon Substantial Completion (95% of the Contract Sum), with the balance of the Contract Sum to be paid at Final Completion.
 - a) **Paragraph #52 of the Supplementary General Conditions defines the documentation required for each payment request.**
 - b) Applications for payment shall be delivered to the Owner's Project Manager at:

Department of Planning, Design, and Construction
Peoria Park District
Bradley Park Equipment Service
1314 N. Park Road
Peoria, Illinois 61604

SECTION 013100 - PROJECT MEETINGS

A. PRECONSTRUCTION CONFERENCE

1. Conduct a preconstruction conference prior to the start of the Work, at the location of the Work. Provide attendance by the designated personnel of the Contractor, including Sub-contractor's and/or suppliers of major components of the Work, if requested by the Owner's Representative.
 - a) AGENDA. Discuss items of significance that could affect progress including such topics as:
 - 1) Tentative construction schedule.
 - 2) Critical Work sequencing.
 - 3) Designation of responsible personnel.
 - 4) Procedures for processing field decisions and Change Orders.
 - 5) Procedures for processing Applications for Payment.
 - 6) Distribution of Contract Documents.
 - 7) Submittal of Shop Drawings, Product Data and Samples.
 - 8) Preparation of record documents.
 - 9) Use of the premises.
 - 10) Office, Work and storage areas.
 - 11) Equipment deliveries and priorities.
 - 12) Safety procedures.
 - 13) First aid.
 - 14) Security.
 - 15) Housekeeping.
 - 16) Working hours.
 - 17) Permits and Permitting Agency Requirements

B. PROJECT MEETINGS

1. Project Meetings will be held per the schedule determined at the Preconstruction Conference, or as needed for proper coordination and administration of the project.
 - a) AGENDA
 - 1) Review and correct or approve minutes of the previous progress meeting.
 - 2) Review progress of the Work since last meeting, including status of submittals for approval.
 - 3) Identify problems which impede planned progress.
 - 4) Develop corrective measures and procedures to regain planned schedule.
 - 5) Complete other current business.

C. REPORTING

1. Distribute copies of the minutes of each meeting to each party present, and to other parties who should have been present, no later than three business days after each meeting.

SECTION 013300 - SUBMITTALS

A. Requirements for shop drawings, samples, mock-ups, product data, etc., relative to specific elements or components of the work are called out in the various sections of the Technical Specifications.

1. Submit items to allow for Owner's Representative's review and approval, potential re-submission if full approval is not given, ordering, delivery, fabrication time, etc., so as to allow the Work to proceed in a timely manner and in conformance with the project schedule.

B. OTHER CONTRACTOR SUBMITTALS

1. Unless otherwise modified the Contractor shall also submit:
 - a) A "bar chart" type proposed construction schedule, within ten days after award of the Bid.
 - b) Other submittals as required by other section of Division 010000.

C. Submission of the required Bonds and Certificate of Insurance are to be made prior to the Owner's issuance of a Notice to Proceed.

SECTION 014000 – QUALITY/REGULATORY REQUIREMENTS

A. GENERAL: Contractors shall comply with all laws, rules and regulations governing the work.

1. When Contractor observes that contract documents are at variance with specified codes, notify Owner's Representative in writing immediately. Owner's Representative will issue all changes in accord with General Conditions.
2. When Contractor performs any work knowing or having reason to know that the work is contrary to such laws, rules and regulations and fails to so notify the Owner's Representative, Contractor shall pay all costs arising therefrom. However, it will not be the Contractor's primary responsibility to make certain that the contract documents are in accord with such laws, rules and regulations.

- B. SAFETY:
1. Comply with all federal, state, and local laws, rules and regulations governing the installation/construction of the work.
 2. Develop and utilize safety program and training for workmen and sub-contractor employees.
- C. TESTING
1. TESTS AND INSPECTIONS REQUIRED
 - a) Provide all tests and inspections required by governmental agencies having jurisdiction, as required by provisions of the Contract Documents and/or as specifically required by sections of the Technical Specifications.
 2. PAYMENT FOR TESTING
 - a) Include within the Contract Sum an amount sufficient to cover all testing, re-testing, and inspections required by the Contract documents and/or the Technical Specifications. Additionally pay for all testing and inspections required by all governmental agencies having jurisdiction.
 - 1) The Owner will pay for any testing and inspecting specifically requested by the Owner's Representative which are over and above those described in Paragraph 1.a) above.
 - 2) When initial tests (over and above those defined by 1.a) above) requested by the Owner's Representative indicate non-compliance with the Contract Documents, costs of initial tests associated with that non-compliance will be deducted by the Owner from the Contract Sum, and subsequent retesting occasioned by the non-compliance shall be performed by the same testing laboratory and the costs thereof shall be paid by the Contractor.
 3. WAIVER OF INSPECTION AND/OR TESTS
 - a) Specified inspections and/or tests may be waived only by the specific written approval of the Owner's Representative, and **such waivers will be expected to result in credit to the Owner equal to normal cost of such inspection and/or test.**

SECTION 014200 - REFERENCE STANDARDS AND DEFINITIONS

- A. Copies of Standards: Each entity engaged in construction on the Project is required to be familiar with industry standards applicable to that entity's construction activity. Copies of applicable standards are not bound with the Contract Documents.
1. Where copies of standards are needed for performance of a required construction activity the Contractor shall obtain copies directly from the publication source.
 2. Although copies of standards needed for enforcement of requirements may be included as part of required submittals the Architect reserves the right to require the Contractor to submit additional copies as necessary for enforcement of requirements.
- B. Abbreviations and Names: Trade association names and titles of general standards are frequently abbreviated. Where such acronyms or abbreviations are used in the Specifications or other Contract Documents they mean the recognized name of the trade association standards generating organization authority having jurisdiction or other entity applicable to the context of the text provision. Refer to the Encyclopedia of Associations, published by Gale Research Co. available in most libraries.
- C. Definitions: Architect, Owner's Representative, and Owner's Project Manager
1. **ARCHITECT:** The Architect shall be the person or entity designated by the Owner as the Owner's Representative and shall be identified as such in the Agreement Between Owner and Contractor, and is referred to throughout the Contract Documents as if singular in number and masculine in gender.
 2. **OWNER'S REPRESENTATIVE:** The duties of the Owner's Representative as listed in the Project Manual, include but are not limited to, construction phase observation and technical administration services.
 - a) **LIMITS OF AUTHORITY:** The Owner's Representative shall be authorized to provide approvals and interpretations concerning the plans, specifications and progress of the Work as bid, but is not authorized to change the scope of the Work on behalf of the Owner.
 3. **OWNER'S PROJECT MANAGER:** The Owner's Project Manager will represent, act on behalf of, and provide interface between the Owner and the Contractor in respect to contract administration and/or other matters which affect the scope of the Work.
 - a) Unless defined otherwise in the Project Manual, the Owner's Project Manager shall be a designated member of the Planning, Design, and Construction Division of the Peoria Park District.
 - b) The Owner's Project Manager will also be the Owner's Representative and will provide construction phase observation and technical administration services, if a consultant Architect has not been engaged to do so, by the Owner.

SECTION 015000 – TEMPORARY FACILITIES & CONTROLS

- A. MOBILIZATION
1. Furnish all labor, tools, materials, equipment, and incidentals necessary for preparatory work.
 2. Provide and establish personnel, equipment, supplies, materials, offices or buildings, and other facilities necessary to work on the project.
 3. Demobilize all of the above and remove temporary facilities at the completion of the project.
- B. BARRIERS, PROTECTION OF SITE AND PROPERTY
1. GENERAL
 - a) Owner's improvements to remain, existing utilities, as well as adjacent site improvements shall be protected from damage by barriers, guards and coverings. Damaged work shall be replaced or repaired to condition prevailing at time of signing of contract, at no additional cost to Owner.
 - b) **Provide 6' high, continuous chain link or orange plastic (used materials acceptable) construction fence to prohibit unauthorized personnel or public entry from the site of the Work.** (Substitutions may be considered; submit request in writing to the Owner's Representative.)
 - c) Contractor shall provide, erect and maintain additional planking, fences, protective canopies, railings, shoring, lights, warning signs, etc., as needed for the protection of adjacent property and the public.
 2. LANDSCAPE PROTECTION
 - a) All live, healthy trees, shrubs, etc. on the site or on the street fronts of the site, not specified to be removed and not interfering with installation of new work required hereunder, shall be protected against injury from construction operations.

- b) All shade trees which are to remain and which are liable to damage during the building operations, shall be properly boxed and protected from damage during the course of construction work as directed by the Park District. **No site-related work shall occur until the required tree protection (fencing, boxing, etc.) has been installed and approved by the Owner or his representative.**
 - 1) LIQUIDATED DAMAGES: The Owner reserves the right to charge the Contractor for damage to existing trees, and to deduct the charges from the amounts due the Contractor, based on the following schedule:
 - aa) Broken limbs 1" or over in diameter: \$50 per caliper inch of limb
 - bb) Trenching or grading within the tree dripline or 20' from the trunk, whichever is less, of trees 4" or over in caliper diameter: \$100 per tree/per foot within dripline, or within 20' minimum if applicable
 - cc) Damage to tree trunks, including "barking", nicking, gouging, etc. \$150 per caliper inch of tree, per each injury
- 3. BARRIERS/CONSTRUCTION FENCE MATERIALS
 - a) 2" open mesh chain link fence, 72" high minimum, galvanized, with appropriately sized posts; gates where indicated.
 - b) Alternate barrier fencing materials may be acceptable, however, no additional payments will be made on account of approval of alternate barrier/safety fencing materials.
 - c) Materials may be new or used, if in serviceable condition.
- 4. WATCHMAN SERVICE
 - a) The Owner will not be responsible for loss due to theft or other damage which is not covered under Property Insurance. The Contractor shall make such arrangements for watchman service as he considers necessary and he shall be responsible for all loss or damage of his property, equipment, material, etc., at the site, and he shall make good such damage or loss without any additional cost to the Owner.
- 5. EXISTING IMPROVEMENTS - PROTECTION
 - a) The Contractor shall be entirely responsible for all injuries to water pipes, electric conduits or cables, drains, sewers, gas mains, poles, telephones and telegraph lines, streets, pavements, sidewalks, curbs, culverts, retaining walls, building walls, foundation walls, or other structures of any kind met with during the progress of the Work, and shall be liable for damages to public or private property resulting therefrom.

C. CONSTRUCTION ACCESS, ROADS, AND PARKING AREAS

- 1. CONTRACTOR'S USE OF PREMISES
 - a) The Contractor shall require that all personnel who will enter upon the Owner's property certify their awareness of and familiarity with the requirements of this Section.
- 2. CONSTRUCTION ACCESS
 - a) To avoid traffic conflict with vehicles of the Owner's employees and customers, and to avoid over-loading of streets and driveways elsewhere on the Owner's property, limit the access of trucks and equipment to the route shown (IF SHOWN) on the Drawings as "Access Route". If access route is not shown on the Drawings, coordinate construction access and routes with the Owner's Project Manager.
 - b) Do not permit such vehicles to park on any street or other area of the Owner's property except in the area shown on the Drawings as "Contractor's Parking Area". If not shown on the drawings, the Contractor's Parking Area shall be as designated by the Owner's Project Manager.
 - c) Provide adequate protection for curbs and sidewalks over which trucks and equipment pass to reach the job site.
- 3. SECURITY
 - a) Restrict the access of all persons entering upon the Owner's property in connection with the Work to the Access Route and to the actual site of the Work.

D. TEMPORARY ENVIRONMENTAL CONTROLS

- 1. GENERAL
 - a) Provide temporary environmental controls at the site of the Work to ensure that construction operations have no harmful effects on adjacent properties and on members of the public who may come in proximity to the Work, and/or the employees of the Owner who are engaged in regular daily tasks and operations and are unable to be relocated to another work site during construction operations.
 - b) Owner reserves the right to stop the Work, at the Contractor's expense, until the Contractor provides necessary control measures for the conditions listed below; additionally, the Owner reserves the right to perform or have performed necessary control measures, should the Contractor refuse to do so at the time requested and to deduct the cost of those expenses from the amount due the Contractor.
- 2. DUST CONTROL
 - a) Provide dust control materials to minimize dust from construction operations. Prevent air-borne dust from dispersing into the atmosphere.
- 3. WATER CONTROL
 - a) Control surface water to prevent damage to the project, the site and adjoining properties.
 - 1) Control fill, grading, and ditching to direct surface drainage away from excavations, pits, tunnels, and other construction areas; direct drainage to proper runoff channels or storm drainage utilities.
 - b) Provide, operate and maintain hydraulic equipment of adequate capacity to control surface water.
 - c) Dispose of drainage water in a manner to prevent flooding, erosion silting, or runoff of silt or sediment or other damage to all portions of the site or to adjoining properties.
- 4. RODENT CONTROL
 - a) Provide rodent control to prevent infestation of construction or storage areas.
 - 1) Use methods and materials which will not adversely affect conditions at the site or on adjoining properties.
- 5. DEBRIS CONTROL
 - a) Maintain all areas free of extraneous debris, waste, and rubbish.
- 6. POLLUTION CONTROL
 - a) Prevent contamination of soil, water or atmosphere by the discharge of noxious substances from construction operations.
 - b) Provide equipment and personnel, perform emergency measures to contain all spillages, and to remove contaminated soils or liquids.
 - 1) Excavate and dispose of all contaminated earth off-site. Replace with suitable compacted fill and topsoil.
 - c) Take special measures, as necessary, to prevent harmful substances from entering public waters, including lakes, streams, intermittent drainage channels, and storm or sanitary sewers.

7. EROSION CONTROL

- a) Plan and execute construction and earthwork in a manner to control surface drainage from cuts and fills, and from borrow and waste disposal areas, to prevent erosion and sedimentation.
 - 1) Schedule the Work to minimize the areas of bare soil exposed at one time, if possible.
 - 2) Provide temporary control measures such as berms, dikes, and drains to prevent runoff of silt or sediment from the site.
 - 3) Comply with Section 015713.

E. PROJECT IDENTIFICATION AND SIGNAGE

1. GENERAL

- a) Provide and install project identification sign, if located and/or called out on the Drawings.

2. SUBMITTALS

- a) Provide shop drawing(s) of proposed sign/sign installation to Owner's Representative for approval, prior to installation

3. INSTALLATION

- a) Provide project sign as detailed on Drawings
- b) If not detailed on Drawings provide project identification sign per the following minimum requirement:
 - 1) Content
 - aa) Name of project
 - bb) Name of Owner
 - cc) Name of Architect(s) and major consultants
 - dd) Names of Contractor and major subcontractors
 - ee) Allow additional 200 characters of text explaining the project
 - 2) Construction
 - aa) Size: 4' x 8'
 - bb) Materials: Min. 5/8" AC DFPA Exterior Plywood, with (2) 4" x 4" x 12' long pressure treated post supports
 - cc) Paint: paint front and back, seal edges, provide content as approved by Owner's Representative. Conform to recognized sign painting standards in selection of paint materials. Use only professional sign painter with three years minimum experience to apply sign graphics and lettering.
 - 3) Install sign in a manner consistent with length of time of construction operations. Remove sign and fill post holes at project completion.

F. FIELD OFFICES

1. TEMPORARY FACILITIES

Provide and pay for temporary (new, or used if in serviceable condition) facilities and controls needed for the Work, if called out on the Drawings, which may include, but are not necessarily limited to:

- a) Temporary utilities such as heat, water, electricity, and telephone;
- b) Field office for the Contractor's personnel (required if shown on the Drawings; otherwise at the Contractor's option and expense).
 - 1) Conform with requirements for Engineer's Field Office Type B, as defined in Article 646.04 of the Standard Specifications for Road and Bridge Construction - Illinois Department of Transportation.
- c) Sanitary facilities;
- d) Enclosures such as tarpaulins, barricades, and canopies;
- e) Temporary fencing of the construction site;
- f) Project sign.

2. Comply with Federal, State, and local codes and regulations.

- a) Maintain temporary facilities and controls in proper and safe condition throughout the progress of the work. The Contractor is responsible for conformance with all safety codes and regulations for all Work under his jurisdiction, including that of Sub-Contractors.

3. Locate temporary facilities as shown on the Drawings, or as approved by the Owner's Representative if not shown on the Drawings.

SECTION 016000 – PRODUCT REQUIREMENTS

A. MATERIALS AND EQUIPMENT

1. STANDARD SPECIFICATIONS

- a) Reference herein to known standard specifications of governmental agencies or technical societies shall refer to the latest edition of such specifications, adopted and published at date of these Specifications.

2. MANUFACTURED ARTICLES

- a) All manufactured articles, materials and equipment to be incorporated in the work shall be new (unless otherwise specified) and of the quality specified and shall be used, erected, installed, connected, cleaned and conditioned as directed by and in conformity with job conditions to produce the best results obtainable.
 - 1) Field measurements for all special products and materials which requires close tolerances or fitting into other items or components of the Work shall be taken on the job by the party furnishing the materials.

3. QUALITY ASSURANCE

- a) Per the Supplementary Instructions to Bidders, the Bidder by submission of a signed bid form, agrees to install products and equipment by brand and model name or names specified in the Technical Specifications, Divisions 02-35. Substitutions are allowed only in conformance to the following:
 - 1) Proprietary Specification Requirement: Where only a single product or manufacturer is named, provide the product indicated. No substitutions will be permitted.
 - 2) Semiproprietary Specification Requirement: Where two or more products or manufacturers are named, provide one of the products indicated. No substitutions will be permitted
 - aa) Where either of the two cases above prevail, and the named product is accompanied by "or approved equal" substitutions will be allowed only upon written approval of the Owner's Representative prior to submission of bids.

- 3) Non-Proprietary Specification Requirement: When the Specifications lists products or manufacturers that are available and are accompanied by "or equal", the Contractor may propose any available product that complies with the Specifications' requirements; however, the Owner's Representative shall determine if the produced item complies with those requirements.
 - 4) Descriptive Specification Requirement: Where Specifications describe a product or assembly listing exact characteristics required, with or without use of a brand, trade, or model name, provide a product or assembly that provides the characteristics and otherwise complies with the Contract Documents.
 - 5) Performance Specification Requirement: Where Specifications require compliance with performance requirements, provide products or assembly that comply with these requirements and are recommended by the manufacturer for the application indicated.
 - 6) Compliance with Standards, Codes, and Regulations: Where the Specifications only require compliance with an imposed code, standard, or regulation, select a product that complies with the standard, code, or regulation specified.
- b) **VISUAL MATCHING AND SELECTION**. Where the Specifications require matching an established sample or call for "as selected", the Owner's Representative's decision will be final on whether a proposed product matches satisfactorily.

B. STORAGE AND PROTECTION

1. **GENERAL**

- a) Contractor shall provide and maintain:
 - 1) Storage for materials and equipment to be installed in Project.
 - 2) Protection and security for stored materials and equipment, on and off site.
 - 3) Protection of existing on-site elements to remain.
 - 4) Protection of adjacent properties improvements

2. **METHODS**

- a) Store off grade and cover with impervious material all moisture or water vulnerable materials.
- b) Store finished products and equipment in an enclosed building, on or off site.
- c) Maintain integrity of shipping cartons until ready for installation.
- d) Provide separate storage for combustible and non-combustible products.
- e) Follow storage recommendations of product and equipment manufacturers.
- f) Other methods shall be subject to Owner's prior written approval.

3. The Contractor shall maintain an emergency phone number where a contact person can be notified at any time, Sundays and holidays included, of an emergency condition due to the work which requires immediate repair or protection.

C. SUBSTITUTIONS

1. See "SECTION 016000 – A. MATERIALS AND EQUIPMENT" for requirements pertaining to substitution of specified materials, products, equipment, etc.
2. Contractor may propose substitute materials, products, equipment, etc., after award of the Bid; however, such proposals are expected to result in a cost savings to the Owner and/or higher quality Work at no additional cost to the Owner.

D. WARRANTIES AND BONDS

1. **GENERAL**

- a) This Section specifies general administrative and procedural requirements for warranties and bonds required by the Contract Documents, including manufacturer's standard warranties on products and special warranties.
- b) Warranties for the Work and products and installations of each Contractor shall be one (1) year unless specified otherwise in the individual Sections of Divisions 02 through 35.
- c) **Disclaimers and Limitations:**
 - 1) Manufacturer's disclaimers and limitations on product warranties do not relieve the Contractor of the warranty on the Work that incorporates the products, nor does it relieve suppliers, manufacturers, and Contractors required to countersign special warranties with the Contractor.
 - 2) The responsibility of the Contractor in respect to the required warranties shall not be relieved or limited in any way by the failure of installed components, equipment, materials, etc., due to naturally occurring and/or re-occurring conditions at the site or area of the Work including, but not limited to:
 - aa) ground and soil conditions, especially as related to frost heave;
 - bb) high wind velocities (except those exceeding velocities normally used for calculating wind loading at the site of the Work);
 - cc) rain and water damage (unless caused by winds exceeding normal design limits);
 - dd) ice/snow loading on structures
 - ee) and other naturally occurring or re-occurring site conditions
 - 3) The Contractor shall notify the Owner's Representative, prior to the award of the contract, of any part or component of the Work that is, in his opinion, not designed to accommodate the existing, naturally occurring, or re-occurring conditions of the site, and whether or not a change in the proposed methods of construction, types of equipment, etc., will affect the bid price.
 - aa) Should the proposed change in construction methods, equipment type, etc., result in additional expense, the Owner reserves the right to request proposals from the other bidders and to make award the contract based on the bid amount which includes the proposed change.

2. **WARRANTY REQUIREMENTS**

- a) **Related Damages and Losses**: When correcting warranted Work that has failed, remove and replace other Work that has been damaged as a result of such failure or that must be removed and replaced to provide access for correction of warranted Work.

- b) Reinstatement of Warranty: When Work covered by a warranty has failed and been corrected by replacement or rebuilding, reinstate the warranty by written endorsement. The reinstated warranty shall be equal to the original warranty with an equitable adjustment for depreciation.
 - c) Replacement cost: Upon determination that Work covered by a warranty has failed, replace or rebuild the Work to an acceptable condition complying with requirements of the Contract Documents. The Contractor is responsible for the cost of replacing or rebuilding defective Work regardless of whether the Owner has benefited from use of the Work through a portion of its anticipated useful service life.
 - d) Owner's Recourse: Written warranties made to the Owner are in addition to implied warranties, and shall not limit the duties, obligations, rights and remedies otherwise available under the law, nor shall warranty periods be interpreted as limitations on time in which the Owner can enforce such other duties, obligations, rights or remedies.
 - aa) Rejection of Warranties: The Owner reserves the rights to reject warranties and to limit selections to products with warranties not in conflict with requirements of the Contract Documents.
 - e) The Owner reserves the right to refuse to accept Work for the Project where a special warranty, certification, or similar commitment is required on such Work or part of the Work, until evidence is presented that entities required to countersign such commitments are willing to do so.
 - f) For specific warranty requirements related to landscape materials, refer to the applicable Section.
3. SUBMITTALS
- a) Submit written warranties to the Owner's Representative prior to the date certified for Substantial Completion. If the Owner's Representative's Certificate of Substantial Completion designates a commencement date for warranties other than the date of Substantial Completion for the Work, or a designated portion of the Work, submit written warranties upon request of the Owner's Representative.
 - 1) When a designated portion of the Work is completed and occupied or used by the Owner, by separate agreement with the Contractor during the construction period, submit properly executed warranties to the Owner's Representative within fifteen days of completion of that designated portion of the Work.
 - b) Form of Submittal: At Final Completion, compile two copies of each required warranty and bond properly executed by the Contractor, or by the Contractor, Subcontractor, supplier, or manufacturer. Organize the warranty documents into an orderly sequence based on the table of contents of the Project Manual.
 - c) Bind warranties and bonds in heavy-duty, commercial quality, durable 3-ring vinyl covered loose-leaf binders, thickness as necessary to accommodate contents, and sized to receive 8-1/2" by 11" paper.
 - d) Provide heavy paper dividers with celluloid covered tabs for each separate warranty. Mark the tab to identify the product or installation. Provide a typed description of the product or installation, including the name of the product, and the name, address and telephone number of the installer.
 - e) Identify each binder on the front and the spine with the typed or printed title "WARRANTIES AND BONDS", the project title or name, and the name of the Contractor.
 - f) When operating and maintenance manuals are required for warranted construction, provide additional copies of each required warranty, as necessary, for inclusion in each required manual.

SECTION 017300 – EXECUTION

A. GEOTECHNICAL DATA

- 1. If the Owner has caused borings or other subsurface investigations to be made, the data or report pursuant to these investigations will be included in the Project Manual, as an Appendix, and labeled as such.
- 2. The Owner and Owner's Representative do not guarantee the accuracy or validity of the data, nor do they assume any responsibility for the Contractor's interpretation of the data.
- 3. The Contractor's may, at his option, perform additional subsurface investigation, however, it shall be at the Contractor's sole expense.

B. FIELD ENGINEERING

Provide such field engineering services as are required for proper completion of the Work including, but not limited to:

- 1. Establishing and maintaining lines and levels
- 2. Structural design of shores, forms, and similar items provided by the Contractor as part of his means and methods of construction.
- 3. Verify layout information shown on the Drawings, in relation to the property survey and existing benchmarks and control points. Preserve permanent reference points during construction.

C. COORDINATION OF TRADES AND SUB-CONTRACTORS

- 1. The Contractor shall be responsible for the proper fitting of all work and for the coordination of the operation of all trades, sub-contractors, or materials and men engaged upon the work. He shall be prepared to guarantee to each of his subcontractors the dimensions which may be required for fitting of their work to all surrounding work and shall do, or cause his agents to do, all cutting, fitting, adjusting and patching necessary to make the several parts of the work come together properly and fit the work to receive, or be received by that of other contractors.
- 2. When two or more prime contracts are being executed at one time in such manner that the work on one contract may interfere with the work of another, the Owner's Representative shall decide which contractor shall cease work and which shall continue, or whether the work on both contracts may progress at the same time and in what manner.
 - a) The Contractor shall not cause any unnecessary hindrance or delay to any other contractors on the premises, and shall be responsible for all damages done to the work of other contractors caused by him or by his employees.

D. REFERENCE AND CONTROL POINTS PROVIDED BY OWNER

In addition to layout procedures provided by the Contractor for proper performance of the Contractor's responsibilities:

- 1. Locate and protect existing control points before starting work on the site.
- 2. Preserve permanent reference points during progress of the Work.
- 3. Do not change or relocate reference points or items of the Work without specific approval from the Owner's Representative.

4. Promptly advise the Owner's Representative when a reference point is lost or destroyed, or requires relocation because of other changes in the Work.
 5. Upon direction of the Owner's Representative, require the field engineer to replace reference stakes or markers.
 6. Locate such replacement according to the original survey control.
- E. REFERENCE AND CONTROL POINTS PROVIDED BY THE CONTRACTOR
1. If not provided by the Owner (and defined as the responsibility of the Owner in the Contract Documents) establish sufficient general reference points in the form of permanent bench marks, grade stakes or other markers as will enable the Contractor to proceed with the Work.
 2. The Contractor may lay out his own work, or cause the Work to be laid out by a qualified party such as a Registered Land Surveyor or a Professional Engineer, as necessary.
 3. The Contractor shall establish and be responsible for all lines, elevations and measurements of the structure utilities, installations, and other Work executed by him under the contract.
 - a) Exercise proper precautions to verify the figures and dimensions shown on the drawings before laying out the work; be responsible for any error resulting from failure to exercise such precaution.

SECTION 017329 - CUTTING AND PATCHING

A. CHASES AND OPENINGS

1. The Contractor is responsible for the provision and/or coordination of all chases, openings and recesses required by work of his own forces, subcontractors or separate contractors.
 - a) Each subcontractor or separate contractor shall be responsible for furnishing advance information to the General Contractor as to exact dimensions and locations of such chases and openings, and shall provide and set in place all necessary sleeves, inserts and forms.
 - b) Openings shall be accurately located, neatly cut, and no larger than necessary. Provide all rebuilding, patching, refinishing and painting required to restore the construction to original condition.
2. Provide shoring, bracing, and support as required to maintain structural integrity of the project.
3. Provide protection from cutting and patching operations as required for other portions of the project; protect the Work and existing improvements in proximity to the cutting and patching operations from the elements.

SECTION 017419 – CONSTRUCTION WASTE MANAGEMENT & DISPOSAL

A. PERIODIC CLEANING

1. Each Contractor shall clean up after his own work as needed and/or ensure that sub-contractors clean up after their work and remove accumulations of waste, debris, and rubbish caused by construction operations.
 - a) Remove all waste, rubbish and debris on a daily basis (if needed), as they accumulate, and after completion of the Work.

B. PROJECT COMPLETION

1. On completion of the project, the entire job shall be cleaned up and left in perfect condition, including adjacent areas.
 - a) Marred surfaces shall be patched or repaired and touched up to match adjoining surfaces.
 - b) All rubbish shall be removed from the site before acceptance.
 - c) New surfaces and/or exposed elements of the Work shall be protected from stain and marring. These surfaces shall be cleaned to the satisfaction of the Owner's Representative or replaced if said stains or mars are unable to be completely removed

C. GOVERNMENTAL REGULATIONS

1. Conduct cleaning and disposal operations in compliance with Federal, State and local ordinances and anti-pollution laws and regulations.

SECTION 017700 - PROJECT CLOSEOUT

A. GENERAL

Work includes:

1. Substantial Completion.
2. Final Completion
3. Closeout submittals.
4. Instruction

B. SUBSTANTIAL COMPLETION

1. Prepare and submit the list ("punch-list") required by the first sentence of Paragraph 9.8.2 of the General Conditions.
 - a) Within a reasonable time after receipt of the list the Owner's Representative will inspect to determine status of completion. Should the Owner's Representative determine that the Work is not Substantially Complete:
 - 1) The Owner's Representative will so notify the Contractor, in writing, giving the reasons therefore.
 - 2) Remedy the deficiencies and notify the Owner's Representative when ready for reinspection.
 - 3) The Owner's Representative will reinspect the Work.
 - b) When the Owner's Representative concurs that the Work is Substantially Complete:
 - 1) The Owner's Representative will prepare a "Certificate of Substantial Completion" on AIA form G704, accompanied by the Contractor's list of items to be completed or corrected, as verified and approved by the Owner's Representative.
 - 2) The Owner's Representative will submit the Certificate to the Owner and to the Contractor for their written acceptance of the responsibilities assigned to them in the Certificate.

C. FINAL COMPLETION

1. Prepare and submit the notice required by the first sentence of Paragraph 9.10.1 of the General Conditions.
 - a) Verify that the Work is complete including, but not necessarily limited to, the items mentioned in Paragraph 9.8.2 of the General Conditions. Certify that:

- 1) the Contract Documents have been reviewed;
 - 2) the Work has been inspected for compliance with the Contract Documents;
 - 3) the Work has been completed in accordance with the Contract Documents;
 - 4) equipment and systems have been tested as required, and are operational;
 - 5) the Work is completed and ready for final inspection.
- b) The Owner's Representative will make a final inspection to verify status of completion and if all "punch-list" items have been completed, and upon receipt of the Contractor's Final Application for Payment, issue a Certificate of Final Completion. Should the Owner's Representative determine that the Work is incomplete or defective:
- 1) The Owner's Representative will so notify the Contractor, in writing, listing the incomplete or defective work.
 - 2) Remedy the deficiencies promptly, and notify the Owner's Representative when ready for reinspection.
- c) **FINAL APPLICATION FOR PAYMENT**
- 1) Submit a final Application for Payment to the Owner's Representative, showing all adjustments to the Contract Sum.
 - 2) If needed, the Owner's Representative will prepare a final Change Order showing adjustments to the Contract Sum which were not made previously by Change Orders.
 - 3) Include final waivers of lien from the Contractor, sub-contractors, and major suppliers.
 - 4) Final payment will not be released until all close-out submittals have been made, final cleaning has been performed, and required instruction(s) to Owner's personnel have been accomplished.

D. CLOSEOUT SUBMITTALS

1. When the Owner's Representative determines that the Work is acceptable under the Contract Documents, he will request the Contractor to make closeout submittals. Closeout submittals include, but are not necessarily limited to:
 - a) Project record documents described in "Section 017839".
 - b) Operation and maintenance manuals/data as described in "Section 017823".
 - c) Warranties and bonds as described in "Section 016000".
 - d) Keys and keying schedule;
 - e) Spare parts and materials extra stock;
 - f) Evidence of compliance with requirements of governmental agencies having jurisdiction including, but not necessarily limited to:
 - 1) Certificates of Inspection, as required
 - 2) Certificate(s) of Occupancy
 - g) Certificates of Insurance for products and completed operations;
 - h) Evidence of payment and release of liens.
 - 1) Consent of Surety to Final Payment
 - 2) Contractor's Final Waiver of Lien
 - 3) Separate releases or Waivers of Lien for sub-contractors, suppliers and others with lien rights against the Owner, together with a list of those parties.
 - i) List of subcontractors, service organizations, and principal vendors, including names, addresses, and telephone numbers where they can be reached for emergency service at all times including nights, weekends, and holidays.

SECTION 017823 - OPERATING/MAINTENANCE MANUALS & INSTRUCTION

A. GENERAL

1. Compile operating/product data and related information appropriate for Owner's maintenance and operation of products and equipment provided under the Contract.
2. Instruct Owner's personnel in operation and maintenance of products, equipment and systems.

B. OPERATIONS/MAINTENANCE MANUALS - FORM OF SUBMITTAL

1. Prepare operating and maintenance manuals in the form of an instructional manual, utilizing heavy-duty, durable 3-ring vinyl covered loose-leaf binders, for use by the Owner's operating personnel. Organize into suitable sets of manageable size. Where possible, assemble instructions for similar equipment into a single binder. Provide when drawings or diagrams are required as part of the manual.
2. Provide sturdy manila or kraft envelope, accordion type file folder, or cardboard file boxes, properly labeled, of sufficient size to contain all submittals.
3. Submit one copy of data in final form at least fifteen days before final inspection. This copy will be returned within fifteen days after final inspection, with comments. After final inspection make corrections or modifications to comply with the Owner's Representative's comments and submit three copies of each approved manual to the Owner's Representative
4. **WARRANTIES, BONDS AND SERVICE CONTRACTS**
 - a) Provide a copy of each warranty, bond or service contract in the appropriate manual for the information of the Owner's operating personnel. Provide written data outlining procedures to be followed in the event of product failure. List circumstances and conditions that would affect validity of the warranty or bond. Provide list for each product containing name, address, and phone number of:
 - 1) Contractor.
 - 2) Subcontractor.
 - 3) Maintenance contractor, as appropriate.
 - 4) Local supply source for parts and replacement.
 - b) Identify area of responsibility of each contractor.

C. MANUAL FOR MATERIALS AND FINISHES

1. Submit two (2) copies of complete manual in final form.
2. Refer to individual Specification Sections for additional requirements on care and maintenance of materials and finishes.
3. Content for products, applied materials and finishes:

- a) Manufacturer's data, giving full information on products.
 - 1) Catalog number, size, composition.
 - 2) Color and texture designations.
 - 3) Information for re-ordering special-manufactured products.
- 4. Instructions for care and maintenance.
 - a) Manufacturer's recommendations for types of cleaning agents and methods.
 - b) Cautions against cleaning agents and methods detrimental to product.
 - c) Recommended cleaning and maintenance schedule.
- 5. Moisture-Protection and Weather-Exposed Products: Provide complete manufacturer's data with instructions on inspection, maintenance and repair of products exposed to the weather or designed for moisture-protection purposes.
- 6. Manufacturer's Data: Provide manufacturer's data giving detailed information, including the following, as applicable:
 - a) Applicable standards.
 - b) Chemical composition.
 - c) Installation details.
 - d) Inspection procedures.
 - e) Maintenance information.
 - f) Repair procedures.

D. INSTRUCTION

- 1. Instruct the Owner's personnel in proper operation and maintenance of systems, equipment, and similar items which were provided as part of the Work including, but not limited to;
 - a) Mechanical
 - b) Water supply
 - c) Electrical service/distribution and lighting
 - d) Other items or systems as required in individual sections of the Technical Specifications
- 2. Instructions for the Owner's Personnel: For instruction of the Owner's operating and maintenance personnel, use experienced instructors thoroughly trained and experienced in the operation and maintenance of the equipment or system involved.

SECTION 017839 - PROJECT RECORD DOCUMENTS (AS-BUILTS)

A. DOCUMENTS REQUIRED AT SITE

- 1. The Contractor shall maintain at the job site one copy of all Drawings, Specifications, Addenda, approved Shop Drawings, Change Orders, and other Contract modifications.
 - a) Each of these project record documents shall be clearly marked "**Project Record Copy**"
 - b) Shall be maintained in good condition
 - c) shall be available at all times for inspection by the Park District, and shall not be used for construction purposes.

B. Project-record drawings shall be marked up to show significant changes made during construction progress, referenced to visible and accessible features of the structures. Project-record drawings shall be kept current and no work shall be concealed until required information has been recorded.

C. Record-documents shall be submitted in satisfactory condition to the Park District at the completion of the project. **FINAL COMPLETION OF THE PROJECT WILL NOT BE ATTAINED, AND FINAL PAYMENT WILL BE WITHHELD, UNTIL PROJECT "AS-BUILTS" ARE SUBMITTED TO AND APPROVED BY THE OWNER'S REPRESENTATIVE.**

END OF GENERAL REQUIREMENTS

PART 1: GENERAL

1.01 RELATED DOCUMENTS

- A. Drawings and general provisions of the Contract, including General Conditions and Division 1 specification Sections, apply to this Section.
- B. Related Sections – the following Sections contain requirements that relate to this Section:
 - 1. Section 061000 – Rough Carpentry.
 - 2. Section 075202 – Two-Ply Modified Membrane Roofing.
 - 3. Section 076200 – Sheet Metal Flashing and Trim.

1.02 SUMMARY

- A. This Section includes the following:
 - 1. Demolition of masonry chimney.
 - 2. Removal of materials from Peoria Park District site.
 - 3. Proper disposal of removed materials.
 - 4. Repairs to the roof deck, interior ceiling and concrete floor.

1.03 SUBMITTALS

- A. Submit under provisions of Section 013300
 - 1. Submit to the Owner a schedule of demolition activities.
 - 2. Submit to the Owner proposed dust-control measures.
 - 3. Submit to the Owner proposed noise-control measures (interior conditions).

1.04 QUALITY ASSURANCE

- A. Maintain one copy of the Project Manual and Drawings on project site.
- B. Engage an experienced firm that has successfully completed demolition Work similar to that indicated for this Project.
- C. Comply with governing EPA notification regulations before starting demolition. Comply with hauling and disposal regulations of authorities having jurisdiction.
- D. Conduct a pre-demolition conference at Project site including all parties involved.

1.05 PROJECT/SITE CONDITIONS

BRADLEY PARK EQUIPMENT SERVICE CENTER – AUTO SERVICE BUILDING ROOF REPLACEMENT - Project Manual

- A. Existing masonry (brick) chimney measures approximately 2'-6" w x 2'-6" d x 42' h.
- B. Contractor shall be responsible to obtain and display any Demolition Permit required.
- C. Building and personnel adjacent to chimney to be demolished will be vacated and their use discontinued before start of Work.
- D. Owner assumes no responsibility for actual condition of chimney to be demolished.
- E. Conditions existing at time of inspection for bidding purpose will be maintained by Owner as far as practical.
- F. All demolished materials shall become the Contractor's property and shall be removed from the site with further disposition at the Contractor's option.

1.06 SCHEDULING

- A. Arrange demolition schedule so as not to interfere with Project's accepted re-roofing construction schedule and project phasing.

PART 2: PRODUCTS (Not Used)

PART 3: EXECUTION

3.01 EXAMINATION

- A. Verify that any utilities interfering with demolition have been disconnected and capped.
- B. Survey existing conditions and correlate with requirements indicated to determine extent of demolition required.
- C. Inventory and record the existing conditions of items to be removed.
- D. Survey the condition of the existing building to determine whether removal of the masonry chimney might result in a structural deficiency or unplanned collapse of any portion of the structure or adjacent structures during demolition.
- E. Perform surveys as the Work progresses to detect hazards resulting from demolition activities.

3.02 PREPARATION

- A. Remove any accumulation of ash or debris in bottom of chimney before proceeding with demolition operations.
- B. Conduct demolition operations and remove debris to ensure minimum interference with Park

District employees, roads, streets, walks, and other adjacent occupied and used facilities.

- C. Do not close or obstruct streets, walks, or other adjacent occupied or used facilities without permission from Owner and authorities having jurisdiction. Provide alternate routes around closed or obstructed traffic ways if required by governing regulations.
- D. Conduct demolition operations to prevent injury to people and damage to adjacent buildings and facilities to remain. Ensure safe passage of people around demolition area.
- E. Erect temporary protection, such as walks, fences, railings, canopies, and covered passageways, where required by authorities having jurisdiction.
- F. Protect existing site improvements, pavement, appurtenances, and landscaping to remain.
- G. Provide and maintain (where applicable) interior and exterior shoring, bracing, or structural support to preserve stability and prevent movement, settlement, or collapse of buildings to remain, adjacent to demolition work.
- H. Strengthen or add new supports when required during progress of demolition.

3.03 UTILITY SERVICES

- A. Maintain existing utilities indicated to remain in service and protect them against damage during demolition operations.
- B. Do not interrupt existing utilities serving occupied or operating facilities, except when authorized in writing by Owner and authorities having jurisdiction. Provide temporary services during interruptions to existing utilities, as acceptable to Owner and to governing authorities.
- C. Provide not less than 72 hours notice to Owner if shutdown of service is required during demolition.
- D. Utility Requirements: Locate, identify, disconnect, and seal or cap off indicated utility services serving structures to be demolished. Arrange to shut off indicated utilities with utility companies. Do not start demolition work until utility disconnecting and sealing have been completed and verified in writing.

3.04 EXPLOSIVES

- A. Explosives: Use of explosives is not permitted.

3.05 POLLUTION CONTROLS

- A. Use water mist, temporary enclosures, and other suitable methods to limit the spread of dust and dirt. Comply with governing environmental protection regulations.
- B. Do not create hazardous or objectionable conditions, such as flooding, or pollution, when using water.
- C. Remove and transport debris in a manner that will prevent spillage on adjacent surfaces and

areas.

- D. Remove debris from elevated portions of chimney by chute, hoist, or other device that will convey debris to grade level (where applicable).
- E. Clean adjacent buildings and improvements of dust, dirt, and debris caused by demolition operations. Return adjacent areas to condition existing before start of demolition.

3.06 DEMOLITION

- A. Chimney Demolition: Demolish chimney completely to a point six (6) inches below existing interior floor and remove from the site. Use methods required to complete Work within limitations of governing regulations and as follows:
 - 1. Dispose of demolished items and materials promptly. On-site storage or sale of removed items is prohibited.
 - 2. Demolish masonry chimney in small sections.
- B. Below-Grade Construction: Demolish chimney as follows:
 - 1. Completely remove chimney to a point six (6) inches below interior concrete floor.
- C. Filling Below-Grade Areas:
 - 1. Fill in excavated area below floor with concrete, to a point flush with surrounding floor. Trowel to a smooth finish.
- D. Damages: Promptly repair damages to roof deck or interior ceiling caused by demolition operations.
- E. Filling Opening in Ceiling and Roof:
 - 1. Frame roof deck opening as required for structural support. Install wood decking, matching existing thickness and type. Provide temporary waterproofing.
 - 2. Provide fiberglass insulation equal to existing and install gypsum sheet rock to interior surface. Tape joints and paint to match existing conditions.

3.07 WASTE MANAGEMENT

- A. Recycle as much demolished materials debris as possible.
- B. Properly dispose of demolished materials, offsite at a licensed disposal site.

END OF SECTION 024116

SECTION 061000
ROUGH CARPENTRY

BRADLEY PARK EQUIPMENT SERVICE CENTER – AUTO SERVICE BUILDING ROOF REPLACEMENT - Project Manual

PART 1: GENERAL

1.01 SECTION INCLUDES

Section Includes: Execution and completion of Rough Carpentry in accordance with the Specifications and Drawings including but not limited to:

- A. Dimensional lumber.
- B. Roof sheathing.

1.02 RELATED SECTIONS

- A. Section 02200 – Roof Insulation.
- B. Section 073113 – Laminated Asphalt Shingles.
- C. Section 075202 – Two-Ply Modified Membrane Roofing.
- D. Section 076200 – Sheet Metal Flashing and Trim.
- E. Section 077123 – Aluminum Gutter.

1.03 REFERENCES

- A. General:
 - 1. Unless otherwise noted, the referenced standard edition is the current one at the time of commencement of the Work.
- B. ASTM International.
- C. American Wood Preservers Association (AWPA).
- D. Douglas Fir Protection Association (DFPA).
- E. National Fire Protection Association (NFPA).

1.04 SUBMITTALS

- A. Submit under provisions of Divisions 01 Section 013300.

1.05 QUALITY ASSURANCE

- A. Inspection: Prior to work of this Section, carefully inspect the installed work of other trades and verify That such work is completed to the point where this installation may properly commence.
- B. Discrepancies: In the event of discrepancy, immediately notify the Owner. Do not proceed with installation in areas of discrepancy until such discrepancies have been fully resolved.
- C. Lumber may be rejected by the Owner, whether or not it has been installed, for excessive warp, twist, bow, crook, mildew, fungus, or mold, as well as for improper cutting and fitting.

1.06 DELIVERY, STORAGE AND HANDLING

- A. Materials shall be properly packed and handled while in transit so as to arrive at the job site in undamaged condition. Manufactured materials shall be delivered in suitable containers plainly marked with brand and manufacturer's name.
- B. Storage arrangements shall be subject to Owner's approval and shall afford every access for inspection and identification of each item. Lumber shall be stored off the ground, on skids, in a manner which prevents twisting or warping and affords proper ventilation, drainage and protection from termites and decay, rain and excessive sun. Plywood shall be protected from dampness. Material shall be protected from the elements and from damage or deterioration.
- C. Damaged or deteriorated materials or assemblies shall not be used in the work and shall be replaced at
no
extra cost to Owner.

PART 2: PRODUCTS

2.01 MATERIALS

- A. General: Material shall conform to these specifications and to the applicable current editions of the Standard Specifications of ASTM and CBC.
- B. Lumber Grading:
 - 1. Douglas Fir: "Standard Grading and Dressing Rules," No. 17, West Coast Lumber Inspection Bureau.
 - 2. Plywood: U.S. Product Standard PS1 (latest edition), grade stamped and edge branded to DFPA Standards of the APA - The Engineered Wood Association.
- C. Lumber Grade Marking: Each piece of lumber shall bear the official grade mark of the appropriate inspection bureau of the American Lumber Association, California Redwood Association, WCLIB, etc.
- D. Lumber Size and Patterns: Surface four sides, dress sizes to UBC Chapter 23; work to sizes shown. Sizing and surfacing shall be as required and approved for the particular location. Framing shall be
sized
and where exposed shall be surfaced.
- E. Fir Plywood: U.S. Product Standard PS1 (latest edition), grade stamped and edge branded to DFPA Standards of the American Plywood Association.
- F. Dimensional lumber 2 inches (50 mm) or less in thickness shall have an average moisture content of 19 percent or less but no portion of a shipment shall be over 25 percent. Air dried lumber is desired but, if necessary, lumber may be kiln dried, however, the drying process must be slow and regulated to cause only an amount of checking comparable with air-dried stock. Wood thicker than 2-1/2 inches (63 mm) shall be well seasoned stock, moisture content not to exceed 18 percent.
- G. Framing, blocking, backing, etc., unless otherwise shown, shall be Douglas Fir.

2.02 ROOF SHEATHING

- A. Plywood: See Paragraph 2.01 E.

- B. Oriented Strand Board: Phenolic-glued low-formaldehyde board made with Douglas fir veneers and fibers. Plywood / particleboard 5 ply composite sheathing and flooring.

2.03 LUMBER FASTENINGS

- A. Nails and Spikes: Galvanized Wire unless otherwise noted
 1. Nailing of wood members shall conform to Uniform Building Code and/or as indicated. Box nails are not permitted.
 2. Penetration: half-length of nail into piece receiving point.
 3. To connect pieces 2 inches (25 mm) net in thickness, 16d nails may be used.
 4. Do not drive nails closer together than half their length, nor closer to edge of piece of lumber or timber than 1/4 their length.
 5. Spacing and size of nails to be such that splitting will not occur. Pre-bore holes for nails wherever necessary to prevent splitting. Bore diameter of holes smaller than diameter of nail or spike (3/4 dia.).
 6. For plywood nailing, barbed plywood nails, size and spacing as indicated. Nails shall have edge distances of not less than 3/8 inch (9.5 mm).
 7. Use galvanized nails where exposed to weather or where members are built-in to roofing.
- B. Screws: Galvanized or Coated steel wood screws:
 1. Screws are to be turned into place, not driven.
 2. Countersink where heads will interfere or as required.
 3. Screw bolt holes the same diameter and depth as shank.
 4. Use galvanized or cadmium plated screws on fastenings exposed to weather or where members are built-in to roofing.

PART 3: EXECUTION

3.01 WORKMANSHIP

- A. General: Rough carpentry shall produce joints true, tight, and well nailed with members assembled in accordance with the Drawings and with pertinent codes and regulations.
- B. Selection of lumber pieces: Carefully select members. Select individual pieces so that knots and obvious defects will not interfere with placing bolts or proper nailing or making proper connections.

3.02 INSTALLATION - LUMBER AND DECKING

- A. After removal of masonry chimney, fill-in the opening in the roof deck. Provide 2x lumber to frame as needed and apply wood decking to cover opening. Provide temporary waterproofing.
- B. Secure decking perpendicular to framing members with ends staggered over firm bearing where possible.

- C. Maintain deck joints of 1/16 inch (1.6 mm). Surface Flatness: +/- 1/4-inch (6 mm) in 10 feet (3 m) maximum.

3.03 CLEANUP

- A. At the end of each shift and upon completion of the work, remove debris, rubbish and surplus materials from the site which resulted from work under this section.

END OF SECTION 061000

PART 1: GENERAL

1.01 SCOPE OF WORK

- A. Roof recovery board over the properly prepared deck substrate.

1.02 RELATED SECTIONS

- A. Section 061000 - Rough Carpentry.
- B. Section 075202 - Two Ply Modified Membrane Roofing.
- C. Section 076200 – Sheet Metal Flashing & Trim.

1.03 REFERENCES

- A. American Society for Testing and Materials (ASTM):
 - 1. ASTM C-165, Test Methods for Measuring Compressive Properties of Thermal Insulation.
 - 2. ASTM C-208, Specification for Cellulosic Fiber Insulation Board.
- B. Factory Mutual Research (FM):
 - 1. Roof Assembly Classifications.
- C. National Roofing Contractors Association (NRCA):
 - 1. Roofing and Waterproofing Manual.
- D. Underwriters Laboratories, Inc. (UL):
 - 1. Fire Hazard Classifications.
- E. Warnock Hersey (WH):
 - 1. Fire Hazard Classifications.
- F. Sheet Metal and Air Conditioning Contractors National Association (SMACNA).
- G. Southern Pine Inspection Bureau, Pensacola, Florida (SPIB).

1.04 SUBMITTALS

- A. Submit under provisions of Section 013300 - Submittals.
- B. Product Data: Provide manufacturer's specification data sheets for each product in accordance with Section 013300.
- C. Certification
 - 1. Submit roof manufacturer's certification that insulation fastening system furnished is acceptable to roofing material manufacturer.

2. Submit roof manufacturer's certification that insulation furnished is acceptable to roofing manufacturer as a component of roofing system and is eligible for roof manufacturer's system warranty.

1.05 QUALITY ASSURANCE

- A. Fire Classification, ASTM E-108.
- B. Manufacturer's Certificate: If requested, certify that roof system furnished is approved by Underwriters Laboratories, Warnock Hersey or approved third party testing facility in accordance with ASTM E108, Class A for external fire and meets local or nationally recognized building codes.

1.06 DELIVERY, STORAGE AND HANDLING

- A. Deliver products to site with seals and labels intact, in manufacturer's original containers, dry and undamaged.
- B. Store all insulation materials in a manner to protect them from the wind, sun and moisture damage prior to and during installation. Any insulation that has been exposed to any moisture shall be removed from the project site.
- C. Keep materials enclosed in a watertight, ventilated enclosure (i.e. tarpaulins).
- D. Store materials off the ground. Any warped, broken or wet insulation boards shall be removed from the site.

PART 2: PRODUCTS

2.01 APPROVED EQUIVALENT

- A. Contractor must submit any substituted product not specified a minimum ten (10) days before the bid date to Owner's Representative in order for product to be considered for approval. The Owner will notify Contractor in Writing of decision to accept or reject request.

2.02 INSULATION MATERIALS

- A. Thermal insulation properties and approved Recovery Boards.

1. High Density Wood Fiberboard, ASTM C-208-95.

Thickness: ½" for all low slope roof areas, receiving the Two Ply Modified Membrane System.

Minimum R-Value: 2.50 per inch.

Panel Size: Maximum 4'x4'.

Source of Supply: GAF – Energy Guard Fiberboard
Georgia Pacific – GP Roof Fiberboard
Knight-Celotex – Structodek HD
Firestone – FiberTop

2.03 RELATED MATERIALS

- A. Mechanical Fasteners: Properly sized coated fasteners with plates shall be used to secure the ½" layer of HD Wood Fiber to the wood deck.

PART 3: EXECUTION

3.01 INSPECTION OF SURFACES

- A. Roofing contractor shall be responsible for preparing an adequate substrate to receive insulation.
 - 1. Verify that work which penetrates roof deck has been completed.
 - 2. Examine surfaces for defects, rough spots, ridges, depressions, foreign material, moisture, and unevenness.
 - 3. Do not proceed until defects are corrected.
 - 4. Do not apply insulation until substrate is sufficiently dry.
 - 5. Broom clean substrate immediately prior to application.

3.02 HIGH DENSITY WOODFIBER INSTALLATION

- A. Attachment with Mechanical Fasteners
 - 1. Maximum panel size shall be 4' x 4'.
 - 2. Panels must be installed with 1/8" maximum space at all joints.
 - 3. Fully adhere to wood deck using coated screws with metal plates.
 - 4. Provide a minimum of 1 fastener per 2 square feet.
 - 5. Install no more insulation at one time than can be roofed on the same day.

3.03 CLEANING

- A. Remove debris and cartons from roof deck. Leave insulation clean and dry, ready to receive roofing membrane.

END OF SECTION 072200

PART 1: GENERAL

1.01 SECTION INCLUDES

- A. Granule surfaced asphalt shingle roofing.
- B. Moisture shedding underlayment, rakes, and protrusion protection.
- C. Associated metal flashing.

1.02 RELATED SECTIONS

- A. Section 061000 – Rough Carpentry.
- B. Section 072200 – Roof Insulation.
- C. Section 075202 – Two Ply Modified Membrane Roofing.
- D. Section 076200 – Sheet Metal Flashing & Trim.

1.03 REFERENCE

- A. ASTM D 1970 - Standard Specification for Self-Adhering Polymer Modified Bituminous Sheet Materials Used as Steep Roofing Underlayment for Ice Dam Protection.
- B. ASTM D 3161 - Standard Test Method for Wind-Resistance of Asphalt Shingles (Fan-Induced Method).
- C. ASTM D 3462 - Standard Specification for Asphalt Shingles Made from Glass Felt and Surfaced with Mineral Granules.
- D. ASTM D 2626 – Standard Specification for Asphalt Saturated Organic Base Sheet with Mineral Surface.

1.04 SUBMITTALS

- A. Submit under provisions of Section 013300.
- B. Provide two full size shingle samples for color approval.
- C. Product Data: Provide manufacturer's printed product information indicating material characteristics, performance criteria, and product limitations.

1.05 QUALITY ASSURANCE

- A. Maintain one copy of manufacturer's application instructions on project site.
- B. Maintain one copy of the Project Manual and Drawings on project site.

1.06 ENVIRONMENTAL REQUIREMENTS

- A. Take special care when applying Self Adhered Waterproofing Shingle Underlayment and shingles when ambient or wind chill temperature is below 45 degrees F (7 degrees C). Tack in place if it does not adhere immediately to the deck.

1.07 EXTRA MATERIALS

- A. Furnish under provisions of section 017700.
- B. Provide 100 square feet (1square) of extra shingles in original wrappers of color selected.

1.08 WARRANTY

- A. Manufacturer's Warranty: Furnish shingle manufacturer's warranty for product(s) of this section as follows:
 - 1. Laminated Asphalt Fiberglass Shingles.
 - 2. Self Adhering Ice & Water Barrier.
 - 3. Asphalt Saturated Underlayment.
- B. Roofing Contractor Materials and Workmanship Guarantee. Owner will provide form to use.

PART 2: PRODUCTS

2.01 MANUFACTURER

- A. Provide products manufactured by one of the following:
 - 1. The Garland Company, 3800 East 91st Street, Cleveland, Ohio 44105
Tel: (800) 762-8225 Website: www.garlandco.com
Local Contact: Brad Davis
Phone: 309-258-3874 Fax: 309-387-6497
E-Mail: BDavis@garlandind.com
 - 2. CertainTeed Corporation, Architectural Support Group, P.O. Box 860, Valley Forge, PA19482.
Tel: (800) 233-8990, Fax: (610) 341-7940.
 - 3. Tamko Building Products, Central District, 220 West 4th St. Joplin, MO 64801.
Tel: (800) 641-4691, Fax: (800) 841-1925
 - 4. Tarco Roofing, One Information Way, Suite 225, Little Rock, AR 72202.
Tel: (800) 365-4506, Fax: (501) 945-7718, Website: WWW.Tarcoroofing.com
- B. Substitutions: Submissions for alternate products must be submitted at least seven days prior to the bid date. Manufacturer's data sheets for the complete system, warranty, colors and installation shall be provided. Owners decision will be final.

2.02 ASPHALT FIBER GLASS SHINGLES

- A. Provide products manufactured by one of the following:
 - 1. CertainTeed Landmark AR: 30 year Warranty two-piece laminated shingle.
 - a. Weight: 240 pounds per square (100 square feet) (10.1 kg/sq m)
 - b. Color: To be selected by Owner.
 - c. Algae resistant.
 - 2. Tamko Heritage AR: 30 year Warranty two-piece laminated shingle.

- a. Weight: 260 pounds per square (100 square feet) (10.9 kg/sq m).
 - b. Color: To be selected by Owner.
 - c. Algae resistant.
3. Approved equal.

2.03 SHEET MATERIALS

- A. Ice & Water Barrier – Rakes, Heat Stacks, Passive Air Vents and transition area between shingles and membrane roofing: ASTM D 1970 sheet barrier of self-adhering rubberized asphalt membrane shingle underlayment. Provide one of the following:
 - 1. Garland – HPR Aqua Shield.
 - 2. CertainTeed - WinterGuard Sand.
 - 3. Tamko - Moisture Guard Plus.
- B. Underlayment for remainder of roof area: ASTM D 2626, asphalt saturated felt, asphalt saturated felt (non-perforated). Minimum 37# per square asphalt-impregnated organic felt designed for use on roof decks as a water-resistant layer beneath shingles. Provide one of the following:
 - 1. Garland - HPR Organic Base Sheet.
 - 2. Tamko – Type 43 Coated Base Sheet.
 - 3. Tarco – Organic Base Sheet (#43).

2.04 FLASHING MATERIALS

- A. Provide 24 gauge, G90 galvanized sheet steel per ASTM A653, of a standard brand, with a Kynar finish. Color to be selected by Owner from manufacturer’s standard colors.

2.05 FLASHING FABRICATION

- A. Form flashing to protect roofing materials from physical damage and shed water.
- B. Form sections square and accurate to profile, in maximum possible lengths, free from distortion or defects detrimental to appearance or performance.

2.06 ACCESSORIES

- A. Asphalt Roofing Cement: Trowel Grade, Asbestos-Free ASTM D 4586. Provide one of the following:
 - 1. Garland – Silver-Flash (Requires no cure period prior to coating).
 - 2. Garland - Flashing Bond (Requires thirty day cure period prior to coating).

- B. Nails: Standard round wire type roofing nails, corrosion resistant; hot dipped zinc coated steel,

aluminum, or chromated steel; minimum 3/8 inch (9.5 mm) head diameter; minimum 11 or 12 gauge (2.5 mm) shank diameter; shank to be of sufficient length to penetrate 3/4 inch (19 mm) into solid wood, plywood, or non-veneer wood decking.

2.07 VENTING

- A. Existing passive ventilation units at roof ridge to remain in place.

PART 3: EXECUTION

3.01 EXAMINATION

- A. Verify existing site conditions under provisions of Section 017700.
- B. Verify that roof deck is free of holes or other defects that would affect the roofing.
- C. Verify that roof penetrations are in place and flashed to deck surface.
- D. Verify roof openings are correctly framed prior to installing work of this section.
- E. Verify deck surfaces are dry and free of ridges, warps, or voids.

3.02 ROOF DECK PREPARATION

- A. Follow shingle manufacturer's recommendations for acceptable roof deck conditions.
- B. Broom clean deck surfaces under eave protection and underlayment prior to their application.

3.03 INSTALLATION - EAVE ICE DAM PROTECTION

- A. Apply Ice & Water Barrier Waterproofing Shingle Underlayment as Rake, Exhaust Fan Curb, Passive Vents and Heat Stack protection in accordance with manufacturer's instructions.
- B. Extend rake protection membrane minimum 24 inches (610 mm) beyond interior face of exterior wall.
- C. Apply Ice & Water Barrier Waterproofing Shingle Underlayment at area where roof covering transitions from Two Ply Modified Membrane to Laminated Shingles. Apply over top of Modified Membrane where Laminated Shingles overlap the membrane. This area should be a minimum of one roll width (39") by length of the roof. See drawing detail R-8 of this area.

3.04 INSTALLATION - PROTECTIVE UNDERLAYMENT

- A. Roof Slope 3:12 or Greater: Install one layer of minimum 37# asphalt felt shingle underlayment perpendicular to slope of roof and lap minimum 4 inches (100 mm) on all areas not covered with Ice & Water Barrier Underlayment.
- B. Weather-lap and seal watertight with asphalt roofing cement items projecting through or mounted on roof. Avoid contact of solvent-based cements with underlayment.

3.05 INSTALLATION - METAL FLASHING

- A. Weather-lap joints minimum 2 inches (50 mm). Secure flange with nails spaced 8 inches (200 mm) on center.
- B. Seal work projecting through or mounted on roofing with asphalt roofing cement and make weather-tight.

3.06 INSTALLATION - ASPHALT SHINGLES

- A. Install shingles in accordance with manufacturer's instructions for product type and application specified.

3.07 FIELD QUALITY CONTROL

- A. Field inspection will be performed under provisions of Section 017700.
- B. Visual inspection of the Work will be provided by Owner. If conditions are unacceptable, Owner will notify the Contractor.

3.08 PROTECTION OF FINISHED WORK

- A. Protect finished work under provisions of Section 017700.
- B. Do not permit traffic over finished roof surface.

END OF SECTION 073113

PART 1: GENERAL

1.01 SCOPE OF WORK

- A. Provide a two-ply modified bituminous roofing system, including one layer of high density wood fiber insulation over prepared deck after removing the existing roofing system.

1.02 SYSTEM DESCRIPTION

- A. It is the intent of this specification to install a long-term, quality roof system that meets or exceeds all current NRCA guidelines as stated in the most recent edition of the NRCA Roofing and Waterproofing Manual. The replacement roof system will consist of a nailed base sheet, one layer of HD wood fiber and a two-ply modified membrane system adhered with cold asphalt. This two-ply system applies only to the lower portion of the roof. See Section 073113 for the shingle installation on the upper portion of this roof.
- B. The specified roofing system shall include but not limited to the following Garland Company Inc. products.
 - 1. #4411-80 Stress Base 80 – Base Sheet of Two-Ply System.
 - 2. #2135 Tuff-Stuff – Polyurethane Sealant.
 - 3. #4369 VersiPly Mineral – Cap Sheet of Two-Ply System.
 - 4. #4128 HPR Organic Base Sheet – Shingle Area Underlayment.
 - 5. #7339 Weatherking Plus – SEBS Modified Cold Adhesive.
 - 6. #7421 Silver Shield – Fibrated Flashing Coating.
 - 7. #6520 White Roofing Granules.
 - 8. #4840 GarMesh – Fiberglass Mesh.
 - 9. #7425 – Silver-Flash – Silver Flashing Mastic.
 - 10. #7612 GarlaPrime – Asphalt Primer.

1.03 RELATED SECTIONS

- A. Section 061000 – Rough Carpentry.
- B. Section 072113 – Roof Insulation.
- C. Section 073113 – Laminated Asphalt Shingles.
- D. Section 076200 – Sheet Metal Flashing & Trim.
- E. Section 077123 – Aluminum Gutter.

1.04 RELATED DOCUMENTS

BRADLEY PARK EQUIPMENT SERVICE CENTER – AUTO SERVICE BUILDING ROOF REPLACEMENT - Project Manual

- A. Drawings and general provisions of the Contract, including the Conditions of the Contract and Division 01 Specification Sections apply to this Section.

1.05 REFERENCES

- A. American Society of Civil Engineers (ASCE):
 - 1. ASCE 7-05, Minimum Design Loads for Buildings and Other Structures.
- B. American Society for Testing and Materials (ASTM):
 - 1. ASTM D312 Standard Specification for Asphalt used in Roofing.
 - 2. ASTM D451 Standard Test Method for Sieve Analysis of Granular Mineral Surfacing for Asphalt Roofing Products.
 - 3. ASTM D1079 Standard Terminology Relating to Roofing, Waterproofing and Bituminous Materials.
 - 4. ASTM D1863 Standard Specification for Mineral Aggregate Used as a Protective Coating for Roofing.
 - 5. ASTM D2822 Standard Specification for Asphalt Roof Cement.
 - 6. ASTM D2824 Standard Specification for Aluminum-Pigmented Asphalt Roof Coating.
 - 7. ASTM D5147 Standard Test Method for Sampling and Testing Modified Bituminous Sheet Materials.
 - 8. ASTM D6162 Standard Specification for Styrene Butadiene Styrene (SBS) Modified Bituminous Sheet Materials Using a Combination of Polyester and Glass Fiber Reinforcements.
 - 9. ASTM D6163 Standard Specification for Styrene Butadiene Styrene (SBS) Modified Bituminous Sheet Materials Using Glass Fiber Reinforcements.
- C. National Roofing Contractors Association (NRCA):
 - 1. Roofing and Waterproofing Manual.
- D. Underwriters Laboratories, Inc. (UL):
 - 1. Fire Hazard Classifications.
- E. Warnock Hersey (WH):
 - 1. Fire Hazard Classifications.

1.06 SUBMITTALS FOR REVIEW

- A. Product Data: Provide manufacturer's technical product data for each type of roofing product specified. Include data substantiating that materials comply with specified requirements.
 - B. Specimen Warranty: Provide an unexecuted copy of the warranty specified for this Project, identifying the terms and conditions required of the Manufacturer and the Owner.
 - C. Any material submitted as equal to the specified material must be accompanied by a report signed and sealed by a professional engineer licensed in the state in which the installation
- BRADLEY PARK EQUIPMENT SERVICE CENTER – AUTO SERVICE BUILDING ROOF REPLACEMENT - Project Manual

is to take place. This report shall show that the submitted equal meets the Design and Performance criteria in this specification. Substitution requests submitted without licensed engineer approval will be rejected for non-conformance.

1.07 SUBMITTALS FOR INFORMATION

- A. Manufacturer's Installation Instructions: Submit installation instructions and recommendations indicating special precautions required for installing the membrane.
- B. Manufacturer's Certificate: Certify that the roof system furnished is approved or accepted by Factory Mutual Approval Standard 4470.
- C. Manufacturer's Certificate: Certify that materials are manufactured in the United States and conform to requirements specified herein, are chemically and physically compatible with each other, and are suitable for inclusion within the total roof system specified herein.
- D. Manufacturer's Certificate: Submit a certified copy of the roofing manufacturer's ISO 9001 compliance certificate.
- E. Test Reports: Submit test reports, prepared by an independent testing agency, for all modified bituminous sheet roofing, indicating compliance with ASTM D5147.
- F. Written certification from the roofing system manufacturer certifying the applicator is currently authorized for the installation of the specified roof system.
- G. Qualification data for firms and individuals identified in Quality Assurance Article below.

1.08 CONTRACT CLOSEOUT SUBMITTALS

- A. General: Comply with Requirements of Division 01 Section – Closeout Submittals.
- B. Material Manufacturer's Warranty: Provide specified thirty (30) year warranty for the Project, executed by the authorized agent of the Manufacturer.
- C. Contractor's Guarantee: Provide five (5) year "Roofing Contractor Materials and Workmanship Guarantee". The building Owner will provide the form to be used.

1.09 QUALITY ASSURANCE

- A. Manufacturer Qualifications: Company specializing in manufacturing the products specified in this Section with not less than 12 years documented experience and have ISO 9001 certification.
- B. Installer Qualifications: Company specializing in modified bituminous roofing installation with not less than five years experience and authorized by roofing system manufacturer as qualified to install Manufacturer's roofing materials.
- C. Installer's Field Supervision: Maintain a full-time Supervisor/Foreman on job site during all phases of roofing work while roofing work is in progress. Maintain proper supervision of workmen.
- D. Maintain a copy of the Contract Documents in the possession of the Supervisor/Foreman and on the roof at all times.
- E. Source Limitations: Obtain all components of roof system from a single manufacturer. Secondary products that are required shall be recommended and approved in writing by the roofing system Manufacturer.

1. Upon request of the Owner, submit Manufacturer's written approval of secondary components in list form, signed by an authorized agent of the Manufacturer.

1.10 SAFETY REQUIREMENTS

- A. The roofing contractor shall be responsible for all means and methods as they relate to safety and shall comply with all applicable local, state and federal requirements that are safety related. **Safety on the job site shall be the responsibility of the roofing contractor.** Contractor shall designate and maintain a competent person on the job site. This person shall be responsible for compliance with all safety requirements. All related personnel shall be instructed daily to be mindful of the full time requirement to maintain a safe environment for the facility's occupants including staff, visitors, customers and the occurrence of the general public on or near the site.
- B. All application, material handling, and associated equipment shall conform to and be operated in compliance with OSHA safety requirements.
- C. Comply with federal, state, local and Owner fire and safety requirements.
- D. Advise Owner whenever work is expected to be hazardous to Owner, employees, and/or operators.
- E. Maintain a crewman as floor area guard whenever roof decking is being repaired or replaced.
- F. Maintain fire extinguisher within easy access whenever power tools, roofing kettles, fuels, solvents, torches, and open flames are being used.

1.11 DELIVERY, STORAGE AND HANDLING

- A. Deliver materials to the job site in the manufacturer's original, unopened containers or wrappings with the manufacturer's name, brand name and installation instructions intact and legible. Deliver in sufficient quantity to permit work to continue without interruption.
- B. Comply with the manufacturer's written instructions for proper material storage.
 1. Store materials, except membrane, between 60° F and 80°F in dry areas protected from water and direct sunlight. If exposed to lower temperature, restore to 60° F minimum temperature before using.
 2. Store materials containing solvents in dry, well ventilated spaces with proper fire and safety precautions. Keep lids on tight. Use before expiration of their shelf life.
- C. Insulation must be on pallets, off the ground and tightly covered with waterproof materials.
- D. Any materials which are found to be damaged shall be removed and replaced at the applicator's expense.

1.12 WORK SEQUENCE

- A. Schedule and execute work to prevent leaks and excessive traffic on completed roof sections. Care should be exercised to provide protection for the interior of the building and to ensure water does not flow beneath any completed sections of the membrane system.
- B. Do not disrupt activities in occupied spaces.

1.13 USE OF THE PREMISES

- A. Before beginning work, the roofing contractor must secure approval from the building owner's

representative for the following.

1. Areas permitted for personnel parking.
2. Access to the site.
3. Areas permitted for storage of materials and debris.
4. Areas permitted for the location of cranes, hoists, and chutes for loading and unloading materials to and from the roof.

1.14 EXISTING CONDITIONS

- A. If discrepancies are discovered between the existing conditions and those noted on the drawings, immediately notify the owner's representative by phone and solicit the manufacturer's approval prior to commencing with the work. Necessary steps shall be taken to make the building water-tight until the discrepancies are resolved.

1.15 PRE-CONSTRUCTION CONFERENCE

- A. A pre-bid meeting will be held at the job site. The date and time of the meeting are noted on page 6 of the Project Manual. Contact the owner's representative if you are unable to attend the scheduled meeting and arrange an alternate time.

1.16 TEMPORARY FACILITIES AND CONTROLS

- A. Temporary Utilities:
 1. Water, power for construction purposes and lighting are available at the site and will be made available to the roofing contractor.
 2. Provide all hoses, valves and connections for water from source designated by the Owner when made available.
 3. When available, electrical power should be extended as required from the source. Provide all trailers, connections and fused disconnects.
- B. Temporary Sanitary Facilities

Sanitary facilities will be available at the job site.
- C. Building Site:
 1. The roofing contractor shall use reasonable care and responsibility to protect the building and site against damages. The contractor shall be responsible for the correction of any damage incurred as a result of the performance of the contract.
 2. The roofing contractor shall remove all debris from the job site in a timely and legally acceptable manner so as to not detract from the aesthetics or the functions of the building.

1.17 JOB SITE PROTECTION

- A. The roofing contractor shall adequately protect building, paved areas, service drives, lawn, BRADLEY PARK EQUIPMENT SERVICE CENTER – AUTO SERVICE BUILDING ROOF REPLACEMENT - Project Manual

shrubs, trees, etc. from damage while performing the required work. Provide canvas, boards and sheet metal (properly secured) as necessary for protection and remove protection material at completion. The contractor shall repair or be responsible for costs to repair all property damaged during the roofing application.

- B. During the roofing contractor's performance of the work, the building owner will continue to occupy the existing building. The contractor shall take precautions to prevent the spread of dust and debris, particularly where such material may sift into the building. The roofing contractor shall provide labor and materials to construct, maintain and remove necessary temporary enclosures to prevent dust or debris in the construction area (s) from entering the remainder of the building.
- C. Do not overload any portion of the building, either by use of or placement of equipment, storage of debris, or storage of materials.
- D. Protect against fire and flame spread. Maintain proper and adequate fire extinguishers.
- E. Take precautions to prevent drains from clogging during the roofing application. Remove debris at the completion of each day's work and clean drains, if required. At completion, test drains to ensure the system is free running and drains are watertight. Remove strainers and plug drains in areas where work is in progress. Install flags or other telltales on plugs. Remove plugs each night and screen drain.
- F. Store moisture susceptible materials above ground and protect with waterproofing coverings.
- G. Remove all traces of piled bulk materials and return the job site to its original condition upon completion of the work.

1.18 WORKMANSHIP

- A. Applicators installing new roof, flashing and related work shall be factory trained and approved by the manufacturer they are representing.
- B. All work shall be of highest quality and in strict accordance with the manufacturer's published specifications and to the building owner's satisfaction.
- C. There shall be a supervisor on the job site at all times while work is in progress.

1.19 QUALITY ASSURANCE

- A. The manufacturer must have a minimum of 20 years experience in the manufacturing of modified membrane roofing.
- B. Unless otherwise noted in this specification, the roofing contractor must strictly comply with the manufacturer's current specifications and details.
- C. The roofing system must be installed by an applicator authorized and trained by the manufacturer in compliance with shop drawings as approved by the manufacturer. The roofing applicator shall be thoroughly experienced and upon request be able to provide evidence of having at least five (5) years successful experience installing modified membrane roofing systems and having installed at least one (1) roofing application or several similar systems of equal or greater size within one year.
- D. Provide adequate number of experienced workmen regularly engaged in this type of work who are skilled in the application techniques of the materials specified. Provide at least one thoroughly trained and experienced superintendent on the job at all times roofing work is in progress.

- E. There shall be no deviations made from this specification or the approved shop drawings without the prior written approval of the Owner. Any deviation from the manufacturer's installation procedures must be supported by a written certification on the manufacturer's letterhead and presented for the Owner's consideration.
- F. Upon completion of the installation the applicator shall arrange for an inspection to be made by a non-sales technical representative of the membrane manufacturer in order to determine whether or not corrective work will be required before the warranty will be issued. Notify the building Owner seventy-two (72) hours prior to the manufacturer's final inspection.

1.20 MANUFACTURER'S INSPECTIONS

- A. When the Project is in progress, the representative of the roofing system manufacturer will provide the following:
 - 1. Report progress and quality of the work as observed.
 - 2. Provide periodic job site inspections and photographs.
 - 3. Report to the Owner in writing any failure or refusal of the Contractor to correct unacceptable practices called to the Contractor's attention.
 - 4. Confirm after completion that manufacturer's representative has observed no application procedures in conflict with the specifications other than those that may have been previously reported and corrected.

1.21 PROJECT CONDITIONS

- A. Proceed with roofing work only when existing and forecasted weather conditions will permit a unit of work to be installed in accordance with manufacturer's recommendations and warranty requirements.
- B. Do not apply roofing insulation or membrane to damp deck surface.
- C. Do not expose materials subject to water or solar damage in quantities greater than can be weatherproofed during same day.

1.22 SEQUENCING AND SCHEDULING

- A. Sequence installation of roofing with related units of work specified in other Sections to ensure that roof assemblies, including roof accessories, flashing, trim and joint sealers, are protected against damage from effects of weather, corrosion and adjacent construction activity.
- B. Complete all roofing field assembly work each day. Phased construction will not be accepted.

1.23 WARRANTY

- A. Upon completion of installation, and acceptance by the Owner, the Manufacturer will supply to the Owner the appropriate thirty (30) year warranty.
- B. Installer will submit a five (5) year Roofing Contractor Materials and Workmanship Guarantee to the membrane manufacturer with a copy directly to Owner. Owner will provide the required form.

PART 2: PRODUCTS

2.01 PRODUCTS, GENERAL

- A. Refer to Division 01 Section “Common Product Requirements.”
- B. Basis of Design: Materials, manufacturer’s product designation, and/or manufacturer’s names specified herein shall be regarded as the minimum standard of quality required for work of this Section. Comply with all manufacturer and contractor/fabricator quality and performance criteria specified in Part 1.
- C. Substitutions: Products proposed as equal to the products specified in this Section shall be submitted in accordance with Bidding Requirements and Division 01 provisions.
 - 1. Proposals shall be accompanied by a copy of the manufacturer’s standard specification section. That specification section shall be signed and sealed by a professional engineer licensed in the state in which the installation is to take place. Substitution requests containing specifications without licensed engineer certification shall be rejected for non-conformance.
 - 2. Include a list of three (3) projects of similar type and extent, located within a one hundred mile radius from the location of the project. In addition, the three projects must be at least five (5) years old and be available for inspection by the Architect, Owner or Owner’s Representative.
 - 3. Equivalency of performance criteria, warranty terms, submittal procedures, and contractual terms will constitute the basis of acceptance.
 - 4. All proposed substitutions must be presented in writing at least seven (7) days prior to the bid date. The Owner’s decision regarding substitutions will be considered final. Unauthorized substitutions will be rejected.

2.02 ACCEPTABLE MANUFACTURERS

- A. The design is based upon roofing systems engineered and manufactured by The Garland Company or approved equals:

The Garland Company
 3800 East 91st Street
 Cleveland, Ohio 44105
 Telephone: (800) 762-8225
 Website: www.garlandco.com
 Local Contact: Brad Davis
 Phone: 309-258-3874
 Fax: 309-387-6497
 E-Mail: BDavis@garlandind.com

2.03 ROOF SYSTEM DESCRIPTION

- A. Modified bituminous sheet roofing work including but not limited to:
- B. Base Sheet: One ply of Type II Garland HPR GlasBase Sheet attached with cap nails.
- C. Recovery Board: One layer of ½” HD Wood Fiber attached to the wood with mechanical fasteners with plates.
- D. Field Ply: One ply of Garland StressBase8 80 modified membrane sheet adhered to the wood fiber with Weatherking Plus cold Adhesive.
- E. Field Cap Sheet: One ply of Garland VersiPly Mineral; 135 mil modified membrane adhered with Garland Weatherking Plus Cold Adhesive.

- F. Base Flashing Ply: One ply of Garland StressBase 80 adhered with Silver-Flash Adhesive.
- G. Flashing Cap Sheet: One ply of Garland VersiPly Mineral; 135 mil modified membrane adhered with Silver-Flash Adhesive.

2.04 BITUMINOUS MATERIAL

- A. Cold Applied Brush Grade Membrane Adhesive #7339 Garland Weatherking Plus WC. V.O.C. compliant ASTM D 3019 Performance Requirements:
 - 1. Non-Volatile Content ASTM D 4479 78%.
 - 2. Density ASTM D 1475 9.0 lbs./gal. (1.07kg/l).
 - 3. Viscosity Stormer ASTM D562 800-1200 grams.
 - 4. Flash Point ASTM D 93 100°F (38°C).
 - 5. Coverage Interply: 2 – 2.5 gal/100 ft².
 - 6. Slope: up to 3:12.
- B. Trowel Grade Flashing Adhesive: #7425 Garland Silver-Flash Flashing Adhesive. Performance Requirements:
 - 1. Non-Volatile Content ASTM D 2369, 70% min.
 - 2. Density ASTM D 1475 8.3 lbs./gal.
 - 3. Viscosity @ 77° F Mobilometer 1500g, 9-11 seconds.
 - 4. Flash Point ASTM D 93 100°F (37 C).
 - 5. VOC ASTM D 3960 300g/l max.

2.05 SHEET MATERIALS

- A. Base Sheet – Garland HPR GlasBase Sheet: Asphalt coated Fiberglass scrim with the following minimum performance requirements according to ASTM D4601, Type II. Properties of Finished Membrane:
 - 1. Nominal Thickness: 55 mils.
 - 2. Tensile Strength (ASTM D 146).
 - a. 2 in/min. @ 73.4 ± 3.6° F MD 44 lbf/in XD 44 lbf/in.
 - 3. Tear Strength (ASTM D 5147).
 - a. 2 in/min. @ 73.4 ± 3.6 °F MD 110 lbf SX 110 lbf.
 - 4. Elongation at Maximum Tensile (ASTM D5147).
 - a. 2 in/min. @ 73.4 ± 3.6° F MD 2.5% XD 2.5%.

5. Low Temperature Flexibility (ASTM D5147): Passes -20°F (-28.8°C).
- B. Base Field Ply/Base Flashing Ply – Garland StressBase 80 Sheet): Fiberglass scrim with the following minimum performance requirements according to ASTM D5147. Properties of Finished Membrane:
1. Nominal Thickness: 80 mils.
 2. Tensile Strength (ASTM D5147).
 - a. 2 in/min. @ 73.4 ± 3.6°F MD 100 lbf/in XD 100 lbf/in.
 3. Tear Strength (ASTM D 5147).
 - a. 2 in/min. @ 73.4± 3.6°F MD 110 lbf XD 110 lbf.
 4. Elongation at Maximum Tensile (ASTM D5147).
 - a. 2 in/min. @ 73.4 ± 3.6°F MD 2.5% XD 2.5%.
 5. Low Temperature Flexibility (ASTM D5147): Passes -20°F (-28.8°C).
- C. Modified Membrane Field Cap Sheet/Flashing Cap Sheet Properties: Garland #4369 VersiPly Mineral; ASTM D6163, Type III.
1. Tensile Strength (ASTM D2523).
 - a. 2 in/min. @ 73.4 ± 3.6°F MD 220 lbf/in XD 220 lbf/in.
 2. Tear Strength (ASTM D4073).
 - a. 2 in/min. @ 73.4 ± 3.6°F MD 300 lbf XD 300 lbf.
 3. Elongation at Maximum Tensile (ASTM D 2523).
 - a. 2 in/min. @ 73.4 ± 3.6°F MD 4.5% XD 4.5%.
 4. Low Temperature Flexibility (ASTM D5147): Passes -30°F (-34°C).

2.06 FLASHING SURFACES

- A. Coat Flashing Surfaces with Fibrated Aluminum Coating: Garland #7421 Silver-Shield; fibrated aluminum paint having the following characteristics:
1. Flash point 100°F (38°C) min.
 2. Weight/Gallon 8.7 lbs./gal. (1.04 g/cm³).
 3. Non-Volatile Content ASTM D6511 60% min.
- B. Mineral Roofing Granules: Garland #6520 White Roofing Granules; Apply Roofing Granules in all bleedout of cold adhesive. Shall meet requirements of ASTM D451 and/or be recommended by the membrane manufacturer. Loose granules for bleedout shall match size and color of granulated membrane sheet.

2.07 RELATED MATERIAL

- A. Roof Insulation: In accordance with Section 072200.
 - 1. High Density Wood Fiber – ½” x 4’x4’ sheets.
- B. Roof Insulation Fasteners: In accordance with Section 072200. To secure wood fiber to wood deck, use coarse threaded, bugle head galvanized steel fasteners of various lengths with plates to provide a penetration of wood deck, without going through. Screws shall not be exposed on interior ceiling of building.
- C. Polyurethane Sealant: Garland #2135 Tuff-Stuff; (or equal) One part, non-sag sealant as approved and furnished by the membrane manufacturer for moving joints.
 - 1. Tensile Strength (ASTM D412): 175 psi.
 - 2. Elongation (ASM D412): 550%.
 - 3. Hardness, Shore A (ASTM C920): 35.
 - 4. Adhesion-in-Peel (ASTM C920): 25 pli.
- D. Glass Fiber Cant: Continuous triangular cross Section made of inorganic fibrous glass used as a cant strip as recommended and furnished by the membrane manufacturer.

PART 3: EXECUTION

3.01 EXECUTION, GENERAL

- A. Comply with requirements of Division 01 Section “Common Execution Requirements”.

3.02 EXAMINATION

- A. Verify that deck surfaces and project conditions are ready to receive work of this section.
- B. Verify that deck is supported and secured to structural members.
- C. Verify that deck is clean and smooth, free of depressions, projections or ripples.
- D. Verify that adjacent roof substrate components do not vary more than ¼ inch in height.
- E. Verify that wood deck surfaces are dry.
- F. Confirm that moisture content of wood deck does not exceed twelve (12) percent by moisture meter tests.
- G. Verify that openings, heat stacks, exhaust fans, and other items which penetrate the roof are set solidly, and that wood cant strips, wood nailing strips are set in place.

3.03 DECK PREPARATION

- A. Wood Deck
 - 1. Verify that wood decking is flat and has tight joints.
 - 2. Verify that wood deck is free of visible decay and insect infestation. If either is present, notify Owner.

3. Fill knot holes and small voids with latex filler.

3.04 GENERAL INSTALLATION REQUIREMENTS

- A. Cooperate with manufacturer, inspection and test agencies engaged or required to perform services in connection with installing the roof system.
- B. Insurance/Code Compliance: Where required by code, install and test the roofing system to comply with governing regulation and specified insurance requirements.
- C. Protect other work from spillage of roofing materials and prevent materials from entering or clogging drains and conductors. Replace or restore other work damaged by installation of the coal tar modified bituminous roofing system.
- D. Coordinate installation of roofing system components so that insulation and roofing plies are not exposed to precipitation or left exposed overnight.
- E. Substrate joint Penetrations: Prevent bitumen from penetrating substrate joints, entering building, or damaging roofing system components or adjacent building construction.
- F. Apply roofing materials as specified by manufacturer's instructions.
 1. Keep roofing materials dry before and during application.
 2. Do not permit phased construction.
 3. Complete application of roofing plies, modified sheet and flashing in a continuous operation.
 4. Begin and apply only as much roofing in one day as can be completed that same day.
 5. Cut-Offs (Waterstops): At end of each day's roofing installation, protect exposed edge of incomplete work, including ply sheets and insulation. Provide temporary covering of two (2) plies of #15 organic roofing felt set in roofing cement with joints and edges sealed.

3.05 INSULATION INSTALLATION

- A. Deck type: Wood.
- B. Insulation: Rigid ISO type, 1 ½" minimum thickness required on tapered systems.
- C. High Density Wood Fiber, ½" thick, maximum 4'x4'.
- D. Insulation attachment: Per Section 072200.

3.06 BASE SHEET (Under Two-Ply Modified Membrane System)

- A. HPR GlasBase: Install (1) one-ply providing proper laps. Attach with galvanized cap nails with a minimum 1" diameter. Shingle in proper direction to shed water.

3.07 BASE PLY INSTALLATION (Field and Flashings)

- A. StressBase 80 – Fiberglass Ply: Install (1) one sheet in two (2) to two and one half (2 ½) gallons per square of Weatherking Plus cold applied membrane adhesive, shingled uniformly over the prepared substrate. Shingle in proper direction to shed water on each large area of

roofing. Prior to installation, cut sheets into 18' lengths and allow to relax.

- B. Nail along upper edge in overlap zone.
- C. Lap ply sheet ends eight inches. Stagger end laps twelve inches minimum.
- D. Extend plies two inches beyond top edges of cants at projection bases.
- E. Install base flashing ply to all perimeter and projection details.
- F. Allow the one ply of base sheet to cure at least thirty minutes before installing the modified membrane. However, the modified membrane must be installed the same day as the base ply.

3.08 MODIFIED MEMBRANE CAP SHEET APPLICATION

- A. VersiPly Mineral Cap Sheet – Solidly bonded to the base layer with Weatherking Plus cold adhesive at the rate of two (2) to two and one half (2 ½) gallons per 100 square feet.
- B. The roll must push a puddle of adhesive in front of it with adhesive slightly visible at all side laps. Care should be taken to eliminate air entrapment under the membrane.
- C. Subsequent rolls of modified shall be installed across the roof as above with a minimum of four (4) side laps and eight (8) end laps. The end laps shall be staggered. The modified membrane shall be laid in the same direction as the underlayers but the laps shall not coincide with the laps of the base layers.
- D. For best results, allow the cold adhesive to set for five (5) to ten (10) minutes before installing the top layer of modified membrane.
- E. Extend membrane two (2) beyond top edge of all cants in full moppings of the cold adhesive as shown on the drawings.

3.09 FLASHING MEMBRANE INSTALLATION

- A. Seal all curb, wall and heat stack flashings with an application of Silver-Flash mastic and mesh on a daily basis. Do not permit conditions to exist that will allow moisture to enter behind, around or under the roof or flashing membrane.
- B. Prepare all penetrations to be flashed with asphalt primer at the rate of one hundred (100) square feet per gallon. Allow primer to dry tack free.
- C. Use the VersiPly Mineral modified membrane as the flashing membrane. Adhere to the underlying StressBase flashing ply with Silver-Flash Adhesive. Nail off at a minimum of eight (8) inches (203mm) o.c. from the finished roof at all vertical surfaces.
- D. Solidly adhere the entire sheet of flashing membrane to the substrate. Tops of all flashings that are not run up and over curb shall be secured through termination bar 6 inches (152mm) and sealed at top.
- E. Seal all vertical laps of flashing membrane with a three-course application of Silver-Flash Adhesive trowel-grade mastic and GarMesh fiberglass mesh.
- F. Coordinate counter flashing, cap flashings, expansion joints and similar work with modified bitumen roofing work.
- G. Coordinate roof accessories, miscellaneous sheet metal accessory items, including piping vents and other devices with the roofing system work. When using mineralized cap sheet all stripping shall be installed prior to cap sheet installation.

3.10 FLASHING MEMBRANE INSTALLATION

- A. Exhaust Fan Flashing Installation Detail #R-4.
 - 1. Coat galvanized metal curb with GarlaPrime. Extend electrical wiring as needed.
 - 2. Strip in cant dam with base flashing ply covering entire vertical area in bitumen with six (6) inches (152mm) onto the field of the roof. Assure ply laps do not coincide with metal laps. Secure the base ply with sheet metal screws at top of curb.
 - 3. Install cap sheet ply of modified flashing ply in bitumen over the base flashing ply, nine (9) inches (228mm) onto the field of the roof.
 - 4. Reset exhaust fan and secure with mechanical fasteners.
- B. Heat Stack Detail #R-6.
 - 1. Minimum stack height is 12 inches (609mm).
 - 2. Run roof system over the entire surface of the roof. Seal the base of the stack with elastomeric sealant.
 - 3. Prime flange of new sleeve. Install properly sized sleeves set in ¼ inch (6mm) bed of roof cement.
 - 4. Install base flashing ply in bitumen.
 - 5. Install modified membrane in bitumen.
 - 6. Caulk the intersection of the membrane with elastomeric sealant.
 - 7. Install new collar over cape. Weld collar or install stainless steel draw brand.

3.11 APPLICATION OF FLASHING COATINGS/MINERAL

- A. Prior to installation of flashing surface, obtain approval from manufacturer's representative as to work completed. On average, at least 3 days are required for Silver-Flash adhesive to cure, prior to final surfacing. Apply one (1) coat of Silver-Shield to all flashing membranes.
- B. Mineral Surfaced Membrane System: While bleed out from the side and end laps are still cold, hand broadcast White Roof Granules into asphalt bleed out for a monolithic appearance. Aluminize any areas of improper adherence of minerals and rebroadcast minerals while coating is still wet.

3.12 FIELD QUALITY CONTROL

- A. Perform field inspection and testing as required under provisions of Division 01.
- B. Correct defects or irregularities discovered during field inspection.
- C. Require attendance of roofing materials manufacturers' representative at site during installation of the roofing system. A copy of the specification should also be on site at all times.

3.13 CLEANING

- A. Remove bitumen adhesive drippings from all walls, windows, floors, ladders and finished surfaces.

- B. In areas where finished surfaces are soiled by asphalt or any other sources of soiling caused by work of this section, consult manufacturer of surfaces for cleaning instructions and conform to their instructions.
- C. Repair or replace defaced or disfigured finishes caused by work of this section.

3.14 CONSTRUCTION WASTE MANAGEMENT

- A. Remove and properly dispose of waste products generated during roofing procedures. Comply with requirements of authorities having jurisdiction.

3.15 FINAL INSPECTION

- A. At completion of roofing installation and associated work, meet with Contractor, installer, installer of associated work, Owner, roofing system manufacturer's representative, and other representatives directly concerned with performance of roofing system.
- B. Walk roof surface areas of the building, inspect perimeter building edges as well as flashing of roof penetrations, walls, curbs and other equipment. List all items requiring correction or completion and furnish copy of list to each party in attendance.
- C. The roofing system manufacturer reserves the right to request a thermo graphic scan of the roof during final inspection to determine if any damp or wet materials have been installed. The thermo graphic scan shall be provided by the Owner.
- D. If core cuts verify the presence of damp or wet materials, the Roofing Contractor shall be required to replace the damaged areas at his own expense.
- E. Repair or replace deteriorated or defective work found at time of inspection as required to produce an installation which is free of damage and deterioration at time of Substantial Completion and according to warranty requirements.
- F. Notify the Owner upon completion of corrections.
- G. Following the final inspection, provide written notice of acceptance of the installation from the roofing system manufacturer.

END OF SECTION 075202

PART 1: GENERAL

1.01 SECTION INCLUDES

- A. Manufactured and fabricated steel sheet metal and flashings for drip edge, heat stacks, exhaust fan curbs and passive vent curbs..

1.02 RELATED SECTIONS

- A. Section 061000 - Rough Carpentry.
- B. Section 073113 - Laminated Asphalt Shingles.
- C. Section 075202 - Two Ply Modified Membrane Roofing.
- D. Section 077123 - Aluminum Gutter.
- E. Section 077200 – Roof Insulation.

1.03 DESCRIPTION

- A. Work included:

Provide flashing, and other sheet metal not specifically described in other Sections of these Specifications but required to prevent penetration of water through the exterior shell of the building. Flashings will be required for roof edge at gutters, rake edges, all protrusions and junction of high slope roof with vertical walls at dormers and louvered vents.

- B. Related work:

- 1. Documents affecting work of this Section include, but are not necessarily limited to, General Conditions, Supplementary Conditions, and Sections in Division 1 of these Specifications.

1.04 QUALITY ASSURANCE

- A. Use adequate numbers of skilled workmen who are thoroughly trained and experienced in the necessary crafts and who are completely familiar with the specified requirements and the methods needed for proper performance of the work of this Section.
- B. In addition to complying with pertinent codes and regulations, comply with pertinent recommendations contained in current edition of "Architectural Sheet Metal Manual" published by the Sheet Metal and Air Conditioning Contractors National Association (SMACNA).
- C. Standard commercial items may be used for flashing, trim, drip edge, and similar purposes provided such items meet or exceed the quality standards specified.

1.05 SUBMITTALS

- A. Comply with pertinent provisions of Section 013300.

- B. Product data: Within ten (10) calendar days after the Contractor has received the Owner's Notice to Award, submit:
 - 1. Materials list of items proposed to be provided under this Section;
 - 2. Manufacturer's specifications and other data needed to prove compliance with the specified requirements;
 - 3. Shop Drawings in sufficient detail to show fabrication, installation, anchorage, and interface of the work of this Section with the work of adjacent trades.
 - 4. Manufacturer's recommended installation procedures which, when approved by the Owner's Representative, will become the basis for accepting or rejecting actual installation procedures used on the Work.

1.06 PRODUCT HANDLING

- A. Comply with pertinent provisions of Section 016000.

PART 2: PRODUCTS

2.01 SHEET STEEL MATERIALS AND GAUGES

- A. Provide 24 gauge, G90 galvanized sheet steel per ASTM A653, of a standard brand, with a Kynar finish. Color to be selected by Owner from manufacturer's standard colors.
- B. Provide steel fabrications as shown on drawings as required. This section does not apply to the seamless aluminum gutters.

2.02 NAILS, RIVETS, AND FASTENERS

- A. Use only stainless steel or galvanized rivets, nails, screws and neoprene washers in connection with steel flashings.

2.03 OTHER MATERIALS

- A. Provide other materials, not specifically described but required for a complete and proper installation, as selected by the Contractor, subject to the approval of the Owner's Representative.

PART 3: EXECUTION

3.01 SURFACE CONDITIONS

- A. Examine the areas and conditions under which work of this Section will be performed. Correct conditions detrimental to timely and proper completion of the Work. Do not proceed until unsatisfactory conditions are corrected.

3.02 WORKMANSHIP

- A. General:

1. Form steel sheet metal accurately and to the dimensions and shapes required, finishing molded and broken surfaces with true, sharp, and straight lines and angles and, where intercepting other members, coping to an accurate fit and attaching securely.
 2. Unless otherwise specifically permitted by the Owner's Representative, turn exposed edges back ½".
- B. Form, fabricate, and install steel sheet metal so as to adequately provide for expansion and contraction in the finished Work.
- C. Weatherproofing:
1. Finish watertight and weather-tight where so required.
 2. Make lock seam work flat and true to line.
 3. Make lock seams and lap seams, when soldered, at least ½" wide.
 4. Where lap seams are required, lap according to pitch, but in no case less than 3".
 5. Make flat and lap seams in the direction of flow.
- D. Joints:
1. Join parts with stainless steel rivets or sheet metal screws where necessary for strength and stiffness.
 2. Provide suitable watertight expansion joints for runs of more than 40'-0", except where closer spacing is indicated on the Drawings or required for proper installation.
- E. Fastening:
1. Whenever possible, secure metal by means of clips or cleats, without fastening through the exterior metal. If exposed fasteners are needed, limit those fasteners to the vertical surfaces of the metal being fastened.
 2. In general, space nails, rivets, and screws not more than 8" apart and, where exposed to the weather, use stainless steel fasteners.
 3. For attaching to wood, use #8 or larger stainless steel screws with neoprene washers.

3.03 EMBEDMENT

- A. Embed metal in connection with roofs in a solid bed of Garland Silver-Flash or Flashing Bond sealant, using materials and methods described in Section 075202 Two Ply Modified Membrane Roofing, of these Specifications or other materials and methods approved in advance by the Owner's Representative.

3.04 TESTS

- A. Upon request of the Owner's Representative, demonstrate by hose or standing water that the flashing and sheet metal is completely watertight.

END OF SECTION 076200

PART 1: GENERAL

1.01 SECTION INCLUDES

- A. Gutter and downspout systems.

1.02 RELATED SECTIONS

- A. Section 061000 – Rough Carpentry.
- B. Section 073113 – Laminated Asphalt Shingles.
- C. Section 076200 - Sheet Metal Flashing & Trim.

1.03 SUBMITTALS

- A. Submit under provisions of Section 013300.
- B. Manufacturer's data sheets on each product to be used, including:
 - 1. Metal flat stock of selected white color.
 - 2. Preparation instructions and recommendations.
 - 3. Storage and handling requirements and recommendations.
 - 4. Installation methods.
- C. Shop Drawings: Submit shop drawings if requested by Owner of assemblies and systems components installed in the field.
- D. Color Selection Samples: For each application specified, Owner shall select color from standard color selection.

1.04 QUALITY ASSURANCE

- A. Manufacturer Qualifications:
 - 1. Roof accessories manufacturer to have minimum 5 years documented experience in the design and fabrication of roofing specialties and accessories.
- B. Installer Qualifications:
 - 1. Comply with code requirements of authorities having jurisdiction for calculating area of required ventilation for roof spaces.

1.05 DELIVERY, STORAGE AND HANDLING

- A. Store products in manufacturer's unopened packaging until ready for installation.
- B. Store and dispose of solvent-based materials used with solvent-based materials, in accordance with requirements of local authorities having jurisdiction.

1.06 PROJECT CONDITIONS

- A. Maintain environmental conditions (temperature, humidity, and ventilation) within limits recommended by manufacturer for optimum results. Do not install products under

environmental conditions outside manufacturer's absolute limits.

1.07 WARRANTY

- A. Warrant products installed under this section of work to be free of defects in materials and/or manufacture and condensation for a period of 20 years when installed in accordance with the manufacturer's written instructions.

PART 2: PRODUCTS

2.01 MANUFACTURERS

- A. Acceptable Manufacturer: Local Vendors – Fabricated on site from flat roll stock.

2.02 GUTTER AND DOWNSPOUT SYSTEMS

A. Gutter Profiles:

1. Size: 6" Seamless "K" Style Gutter System:
 - a. Kynar finished aluminum, color to be determined by Owner from standard color selection.
2. Downspouts: Rectangular Downspouts 3" x 4":
 - a. Kynar finished aluminum, color to be determined by Owner from standard color selection.
3. Roof Drainage Accessories:
 - a. Hangers, Downspout / Eave Accessories.
 - b. Screw Type Hangers shall be provided at 2' intervals.

PART 3: EXECUTION

3.01 EXAMINATION

- A. Do not begin gutter installation until the shingle roofing and modified membrane roofing systems have been completely installed.

3.02 INSTALLATION

- A. Install materials in accordance with manufacturer's printed instructions.

3.03 PROTECTION

- A. Protect installed products until completion of project.
- B. Touch-up, repair or replace damaged products before Substantial Completion.

END OF SECTION 077123

ATTACHMENT A.6
INSURANCE REQUIREMENTS
ROUTINE CONSTRUCTION, MAINTENANCE AND REPAIR PROJECTS

Contractor shall obtain insurance of the types and in the amounts listed below.

A. COMMERCIAL GENERAL AND UMBRELLA LIABILITY INSURANCE

Contractor shall maintain commercial general liability (CGL) and, if necessary, commercial umbrella insurance with a limit of not less than \$1,000,000 each occurrence. If such CGL insurance contains a general aggregate limit, it shall apply separately to this project/location.

CGL insurance shall be written on Insurance Services Office (ISO) occurrence form CG 00 01 10 93, or a substitute form providing equivalent coverage, and shall cover liability arising from premises, operations, independent contractors, products-completed operations, personal injury and advertising injury, and liability assumed under an insured contract (including the tort liability of another assumed in a business contract).

Owner shall be included as an insured under the CGL, using ISO additional insured endorsement CG 20 10 or a substitute providing equivalent coverage, and under the commercial umbrella, if any. This insurance shall apply as primary insurance with respect to any other insurance or self-insurance afforded to Owner.

There shall be no endorsement or modification of the CGL limiting the scope of coverage for liability arising from pollution, explosion, collapse, or underground property damage.

B. CONTINUING COMPLETED OPERATIONS LIABILITY INSURANCE

Contractor shall maintain commercial general liability (CGL) and, if necessary, commercial umbrella liability insurance with a limit of not less than \$1,000,000 each occurrence for at least one (1) year following substantial completion of the work.

Continuing CGL insurance shall be written on ISO occurrence form CG 00 01 10 93, or substitute form providing equivalent coverage, and shall, at minimum, cover liability arising from products-completed operations and liability assumed under an insured contract.

Continuing CGL insurance shall have a products-completed operations aggregate of at least two times its each occurrence limit.

Continuing commercial umbrella coverage, if any, shall include liability coverage for damage to the insured's completed work equivalent to that provided under ISO form CG 00 01.

C. BUSINESS AUTO AND UMBRELLA LIABILITY INSURANCE

Contractor shall maintain business auto liability and, if necessary, commercial umbrella liability insurance with a limit of not less than \$1,000,000 each accident. Such insurance shall cover liability arising out of any auto including owned, hired and non-owned autos.

Business auto insurance shall be written on Insurance Services Office (ISO) form CA 00 01, CA 00 05, CA 00 12, CA 00 20, or a substitute form providing equivalent liability coverage. If necessary, the policy shall be endorsed to provide contractual liability coverage equivalent to that provided in the 1990 and later editions of CA 00 01.

D. WORKERS COMPENSATION INSURANCE

Contractor shall maintain workers compensation as required by statute and employers liability insurance. The commercial umbrella and/or employers liability limits shall not be less than \$1,000,000 each accident for bodily injury by accident or \$1,000,000 each employee for bodily injury by disease.

If Owner has not been included as an insured under the CGL using ISO additional insured endorsement CG 20 10 under the Commercial General and Umbrella Liability Insurance required in this Contract, the Contractor waives all rights against Owner and its officers, officials, employees, volunteers and agents for recovery of damages arising out of or incident to the Contractor's work.

E. GENERAL INSURANCE PROVISIONS

- 1. Evidence of Insurance.** Prior to beginning work, Contractor shall furnish Owner with a certificate(s) of insurance and applicable policy endorsement(s), executed by a duly authorized representative of each insurer, showing compliance with the insurance requirements set forth above.

All certificates shall provide for 30 days written notice to Owner prior to the cancellation or material change of any insurance referred to therein. Written notice to Owner shall be by certified mail, return receipt requested.

Failure of Owner to demand such certificate, endorsement or other evidence of full compliance with these insurance requirements or failure of Owner to identify a deficiency from evidence that is provided shall not be construed as a waiver of Contractor's obligation to maintain such insurance.

Owner shall have the right, but not the obligation, of prohibiting Contractor or any subcontractor from entering the project site until such certificates or other evidence that insurance has been placed in complete compliance with these requirements is received and approved by Owner.

Failure to maintain the required insurance may result in termination of this Contract at Owner's option.

With respect to insurance maintained after final payment in compliance with a requirement above, an additional certificate(s) evidencing such coverage shall be promptly provided to Owner whenever requested.

Contractor shall provide certified copies of all insurance policies required above within 10 days of Owner's written request for said copies.

- 2. Acceptability of Insurers.** For insurance companies which obtain a rating from A.M. Best, that rating should be no less than A VII using the most recent edition of the A.M. Best's Key Rating Guide. If the Best's rating is less than A VII or a Best's rating is not obtained, the Owner has the right to reject insurance written by an insurer it deems unacceptable.
- 3. Cross-Liability Coverage.** If Contractor's liability policies do not contain the standard ISO separation of insureds provision, or a substantially similar clause, they shall be endorsed to provide cross-liability coverage.
- 4. Deductibles and Self-Insured Retentions.** Any deductibles or self-insured retentions must be declared to the Owner. At the option of the Owner, the Contractor may be asked to eliminate such deductibles or self insured retentions as respects the Owner, its officers, officials, employees, volunteers and agents or required to procure a bond guaranteeing payment of losses and other related costs including but not limited to investigations, claim administration and defense expenses.
- 5. Subcontractors.** Contractor shall cause each subcontractor employed by Contractor to purchase and maintain insurance of the type specified above. When requested by the Owner, Contractor shall furnish copies of certificates of insurance evidencing coverage for each subcontractor.

F. INDEMNIFICATION

To the fullest extent permitted by law, the Contractor shall indemnify and hold harmless the Owner and the Architect and their officers, officials, employees, volunteers and agents from and against all claims, damages, losses and expenses including but not limited legal fees (attorney's and paralegal's fees and court costs), arising

out of or resulting from the performance of the Contractor's work, provided that any such claim, damage, loss or expense (1) is attributable to bodily injury, sickness, disease or death, or injury to or destruction of tangible property, other than the work itself, including the loss of use resulting therefrom and (2) is caused in whole or in part by any wrongful or negligent act or omission of the Contractor, any Subcontractor, anyone directly or indirectly employed by any of them or anyone for whose acts any of them may be liable, except to the extent it is caused in part by a party indemnified hereunder. Such obligation shall not be construed to negate, abridge, or otherwise reduce any other right or obligation of indemnity which would otherwise exist as to any party or person described in this Paragraph. Contractor shall similarly protect, indemnify and hold and save harmless the Owner, its officers, officials, employees, volunteers and agents against and from any and all claims, costs, causes, actions and expenses including but not limited to legal fees, incurred by reason of Contractor's breach of any of its obligations under, or Contractor's default of, any provision of the Contract.

SAMPLE LIABILITY INSURANCE ENDORSEMENT

The following spaces preceded by an asterisk (*) need not be completed if this endorsement and policy have the same inception date.

ATTACHED TO AND FORMING PART OF POLICY NUMBER	*EFFECTIVE DATE OF ENDORSEMENT	*ISSUED TO
--	-----------------------------------	------------

This endorsement changes the policy. Please read it carefully.

AUTOMATIC ADDITIONAL INSUREDS

The following provision is added to (SECTION II), Who Is An Insured.

5. Any entity you are required in a written contract (hereinafter called Additional Insured) to name as an insured is an insured but only with respect to liability arising out of your premises, “your work” for the Additional Insured, or acts or omissions of the Additional Insured in connection with the general supervision of “your work” to the extent set forth below.
 - a. The Limits of Insurance provided on behalf of the Additional Insured are not greater than those required by such contract.
 - b. The coverage provided to the Additional Insured(s) is not greater than that customarily provided by the policy forms specified in and required by the contract.
 - c. All insuring agreements, exclusions and conditions of this policy apply.
 - d. In no event shall the coverages or Limits of Insurance in this Coverage Form be increased by such contract.

Except when required otherwise by contract, this insurance does not apply to:

- 1) “Bodily injury” or “property damage” occurring after
 - a) All work on the project (other than service, maintenance or repairs) to be performed by or on behalf of the Additional Insured(s) at the site of the covered operations has been completed; or
 - b) That portion of “your work” out of which the injury or damage arises has been put to its intended use by any person or organization other than another contractor or subcontractor engaged in performing operations for a principal as a part of the same project.
- 2) “Bodily injury” or “property damage” arising out of any act or omission of the Additional Insured(s) or any of their employees, other than the general supervision of work performed for the Additional Insured(s) by you.
- 3) “Property damage” to
 - a) Property owned, used or occupied by or rented to the Additional Insured(s);
 - b) Property in the care, custody or control of the Additional Insured(s) or over which the Additional Insured(s) is for any purpose exercising physical control; or

- c) “Your work” for the Additional Insured(s).

With respect to Additional Insureds who are architects, engineers or surveyors, this insurance does not apply “bodily injury”, “property damage”, “personal injury” or “advertising injury” arising out of the rendering of or the failure to render any professional services by or for you, including:

- a) The preparing, approving, or failing to prepare or approve maps, drawings, opinions, reports, surveys, change orders, designs or specifications; and
- b) Supervisory, inspection or engineering services.

Any coverages provided hereunder shall be excess over any other valid and collectible insurance available to the Additional Insured(s) whether primary, excess, contingent or on any other basis unless a contract specifically requires that this insurance be primary or you request that it apply on a primary basis.

No person or organization is an Additional Insured with respect to the conduct of any current or past partnership or joint venture that is not shown as a Named Insured in the Declarations.

END OF ATTACHMENT A.6

**THE PLEASURE DRIVEWAY AND PARK DISTRICT OF PEORIA, ILLINOIS
ROOFING CONTRACTOR MATERIALS AND WORKMANSHIP GUARANTEE**

WHEREAS (Contractor Name) _____ of (Complete address) _____
_____ herein called "Contractor" has completed application of the following roof for:
Owner: PLEASURE DRIVEWAY AND PARK DISTRICT OF PEORIA, ILLINOIS
Address of Owner: 2218 NORTH PROSPECT ROAD PEORIA, ILLINOIS 61603
Name and address of Building: _____
Roof Identification: _____
Total Square Footage: _____ Completion Date: _____ **Expiration Date:** (5 Years from Completion Date) _____

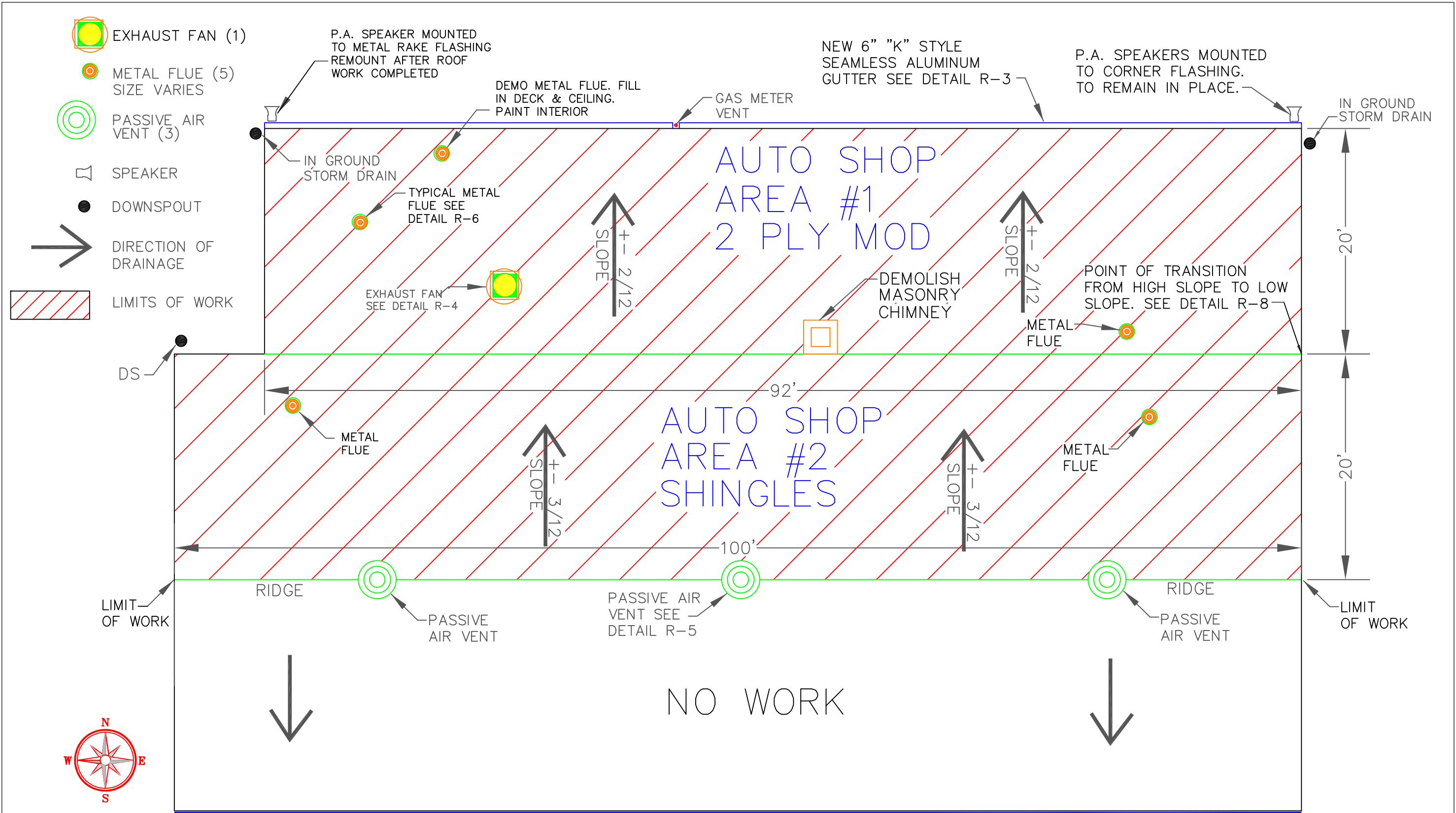
WHEREAS, at the inception of such work, Contractor agreed to guarantee the aforesaid roof for a five-year period and subject to the conditions herein set forth:

NOW, THEREFORE, Contractor hereby Guarantees, subject to the conditions herein set forth, that during the guarantee effective period which is referenced above as the "Guarantee Expiration date" of said roof, it will, at its own cost and expense, make or cause to be made such repairs to said roof resulting solely from faults or defects in materials or workmanship applied by or through Contractor as may be necessary to maintain said roof in watertight condition.

This guarantee is made subject to the following conditions:

1. Specifically excluded from this guarantee is any and all damage to said roof, the building or contents caused by the acts or omissions of other trades or contractors; lightning, windstorm, winds of gusts speeds of 55 mph or higher measured at 10 meters above ground, hailstorm, flood, earthquake or other unusual phenomena of the elements; foundation or structural settlement; failure, movement, cracking or excess deflection of the roof deck; defects or failure of material used as a roof base over which the roof is applied, faulty construction of parapet walls, copings, chimneys, skylights, vents, supports, or other parts of the building; vapor condensation beneath the roof; penetrations for pitch boxes, erosion, cracking and porosity of mortar and brick; dry rot; stoppage of roof drains and gutters; penetration of the roof from beneath by rising fasteners of any type; inadequate drainage, slope, or other conditions beyond the control of Contractor which cause ponding or standing of water; termites or other insects; rodents or other animals, fire or harmful chemicals, oils, acids and the like that come in contact with the roofing system and cause a leak or otherwise damage the roof system. If the roof is damaged by reason of any of the foregoing, this Agreement shall thereupon become null and void for the remaining balance of the five-year indemnification Period, but all terms and conditions of the Agreement shall remain in full force and effect for the time period and events occurring prior thereto. This Agreement shall become null and void if the roof is used as a promenade or work deck or is sprayed or flooded, unless such use was originally specified by the Purchaser/Owner and the specifications was reduced to writing and received by Garland.
2. This guarantee shall become null and void unless the Contractor is promptly notified in writing of any alleged defect in materials or workmanship and provided an opportunity to inspect and, if required by the terms of the Guarantee, to repair the roof.
3. No work shall be done on said roof, including, but without limitation, work in connection with flues, vents, drains, sign braces, railings, platforms or other equipment fastened to or set on the roof, and no repairs or alterations shall be made to said roof, unless Contractor shall first be notified in writing, shall be given the opportunity to make the necessary roofing applications recommendations with respect thereto, and such recommendations are complied with. In addition, no work shall be done on said roof, including the above-mentioned inclusions, unless The Garland Company, Inc., Cleveland, Ohio offices, shall first be notified, given the opportunity to inspect the roof and the opportunity to make necessary installation and application recommendations to be complied with by Contractor. Failure to observe these conditions shall render this guarantee null and void.
4. This guarantee shall become null and void if the roof is used as a promenade or work deck or is sprayed or flooded, unless such use was originally specified and the specifications are noted in paragraph 9, below.
5. This guarantee shall not be or become effective unless and until Contractor has been paid in full for said roof in accordance with the agreement pursuant to which such roof was applied.
6. This guarantee shall accrue only to the benefit of the original Owner named above. It is not transferable to any other person, except with the prior written consent of Contractor.
7. Contractor must inspect the roof with a representative from The Garland Company, Inc. present, once per year during the anniversary month of completion and three (3) months prior to the expiration of the written guarantee. Failure to adhere to this paragraph will extend the guarantee period as set forth herein until said joint inspection takes place. During this extended time period Contractor's guarantee will remain in full force and effect.
8. This guarantee is in lieu of all other guarantees or warranties, express or implied. ALL IMPLIED GUARANTEES AND WARRANTIES, AND SPECIFICALLY THE IMPLIED WARRANTIES OF MERCHANTABILITY AND FITNESS FOR A PARTICULAR PURPOSE, ARE EXPRESSLY EXCLUDED AND DISCLAIMED.

9. Additional conditions or exclusions: _____
IN WITNESS WHEREOF, this instrument has been duly executed this _____ day of _____, 20_____
By: _____



R-1 ROOF PLAN
 SCALE: NOT TO SCALE

JOB NAME: BRADLEY PARK ESC		JOB NUMBER: 12-011	
AUTO SERVICE ROOF REPLACEMENT		DRAWN BY: GAK	
TITLE: ROOF PLAN		DATE: 6/5/2012	SHEET: R-1
SCALE: AS INDICATED			

EXISTING MASONRY CHIMNEY +-
42' HIGH. DEMO ENTIRE CHIMNEY
SEE SECTION 024116.

TRANSITION POINT
SEE DETAIL R-8

PASSIVE AIR VENT
SEE DETAIL R-5

EXHAUST FAN
SEE DETAIL R-4

METAL FLUE
SEE DETAIL R-6

METAL
FLUE

AREA #2. HIGH SLOPE ROOF
AREA. APPLY LAMINATED
ASPHALT SHINGLES, PER
SECTION 073113

DEMO THIS METAL FLUE.
FILL IN DECK & CEILING.

AREA #1. LOW SLOPE ROOF
AREA. APPLY 2-PLY MODIFIED
MEMBRANE PER SECTION 075202.

FULL LENGTH 6" SEAMLESS
ALUMINUM GUTTER.
TERMINATE IN EXISTING
DRAINS. SEE DETAIL R-3

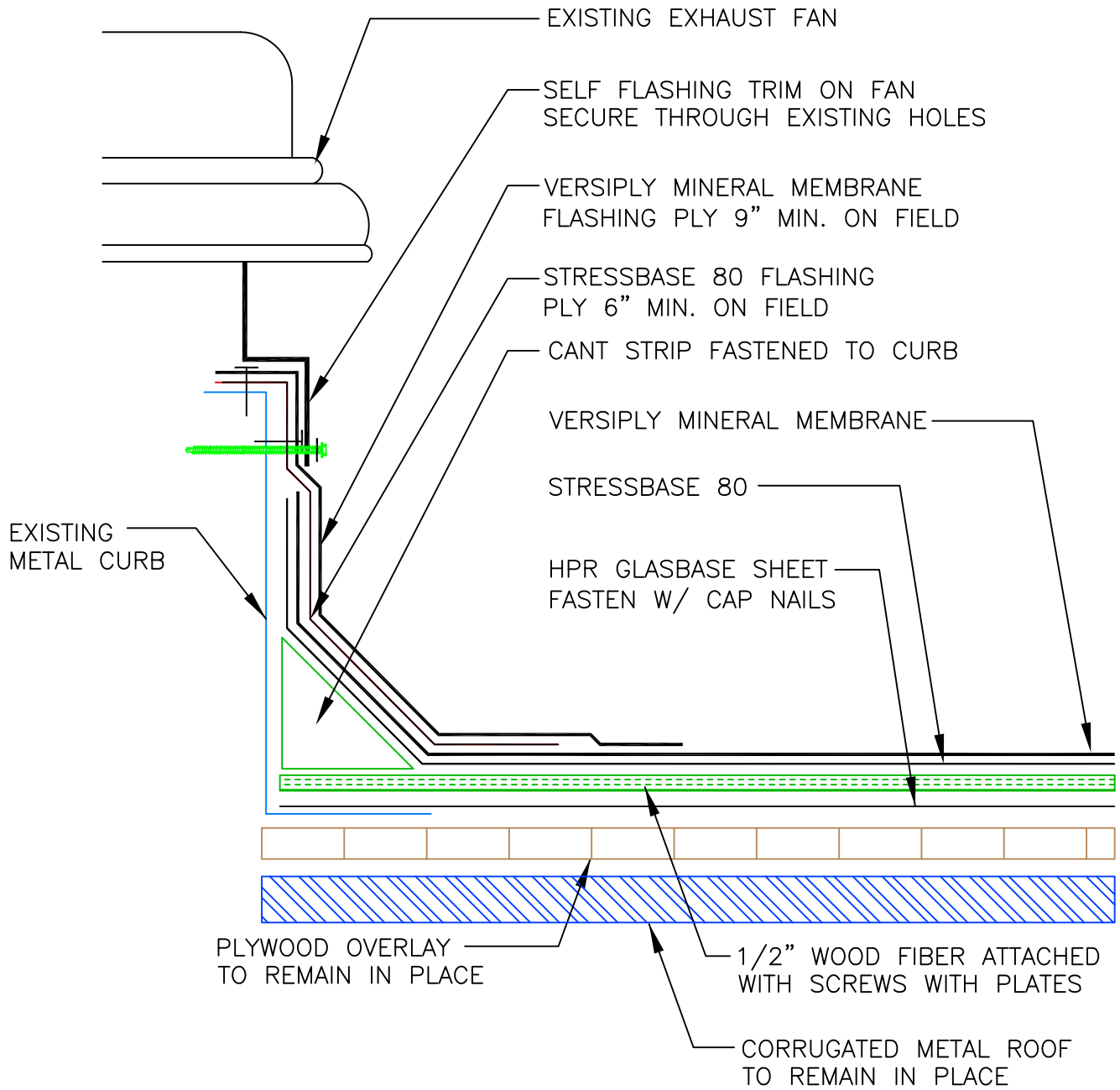
BUILD OUT FASCIA AREA TO
PROVIDE PROPER SUPPORT
AND POSITIONING OF NEW
GUTTER.

EXISTING
PAVEMENT

EXISTING DRAIN

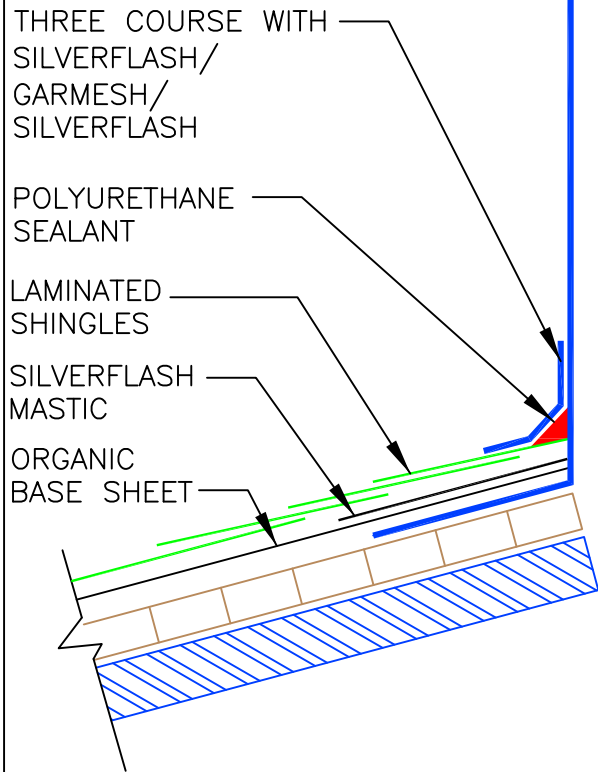
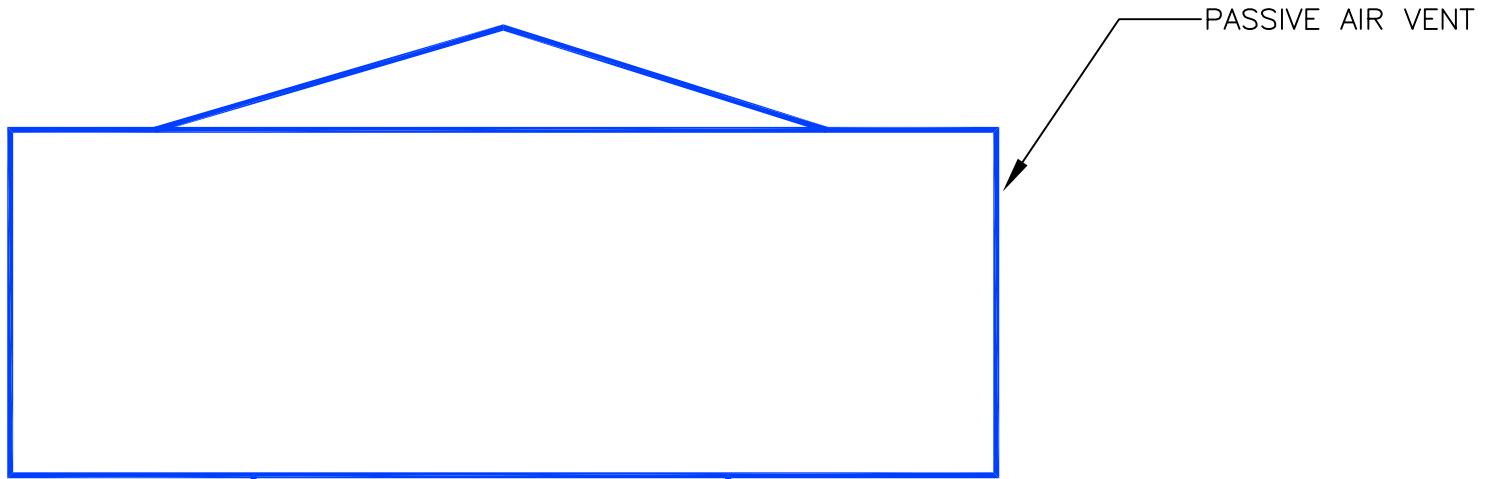
R-2 WEST ELEVATION
N.T.S.

JOB NAME: BRADLEY PARK ESC		JOB NUMBER: 12-011	
AUTO SERVICE ROOF REPLACEMENT		DRAWN BY: GAK	
TITLE: WEST ELEVATION		DATE: 6/5/2012	
SCALE: AS INDICATED		SHEET: R-2	

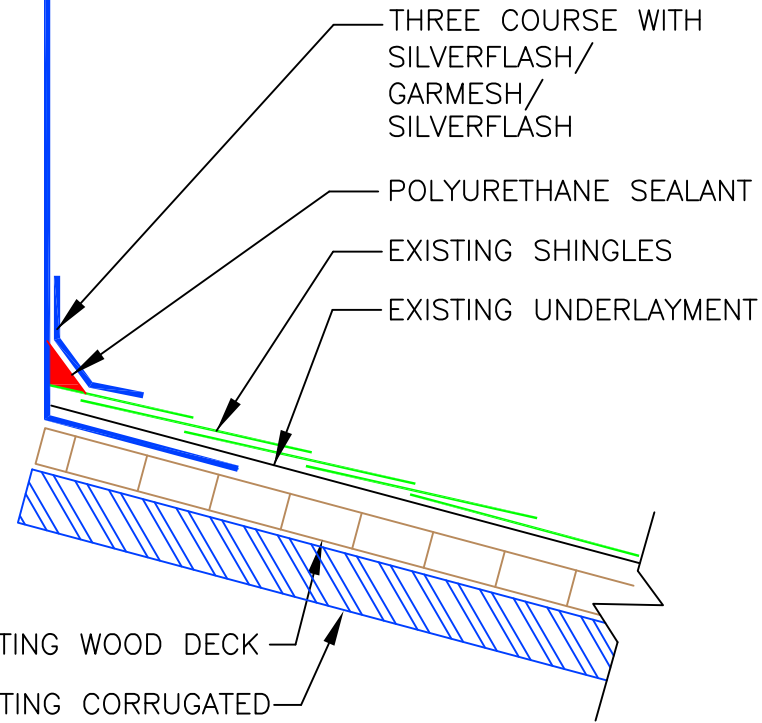


R-4 EXHAUST FAN CURB DETAIL
N.T.S.

JOB NAME: BRADLEY PARK ESC		JOB NUMBER:	
AUTO SERVICE ROOF REPLACEMENT		12-011	
TITLE:		DRAWN BY:	
EXHAUST FAN CURB DETAIL		GAK	
SCALE:		DATE:	SHEET:
AS INDICATED		6/5/2012	R-4



NORTH SIDE – NEW LAMINATED SHINGLES UNDERLAYMENTS & FLASHINGS



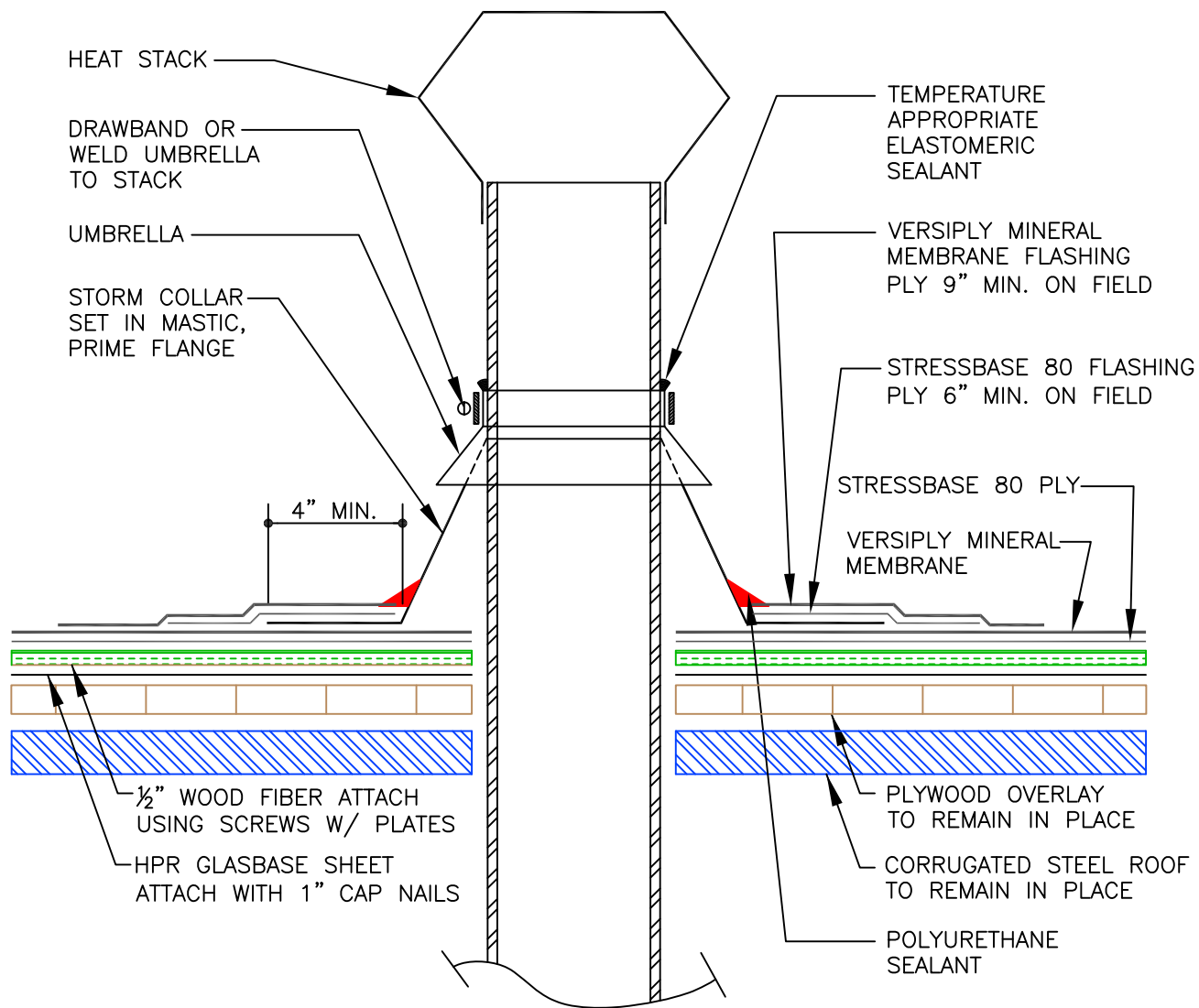
EXISTING WOOD DECK
EXISTING CORRUGATED STEEL ROOF

SOUTH SIDE – EXISTING SHINGLES REMAIN IN PLACE

JOB NAME: BRADLEY PARK ESC	JOB NUMBER:
AUTO SERVICE ROOF REPLACEMENT	12-011
TITLE:	DRAWN BY:
PASSIVE VENT DETAIL	GAK
SCALE:	DATE:
AS INDICATED	6/5/2012
	SHEET:
	R-5

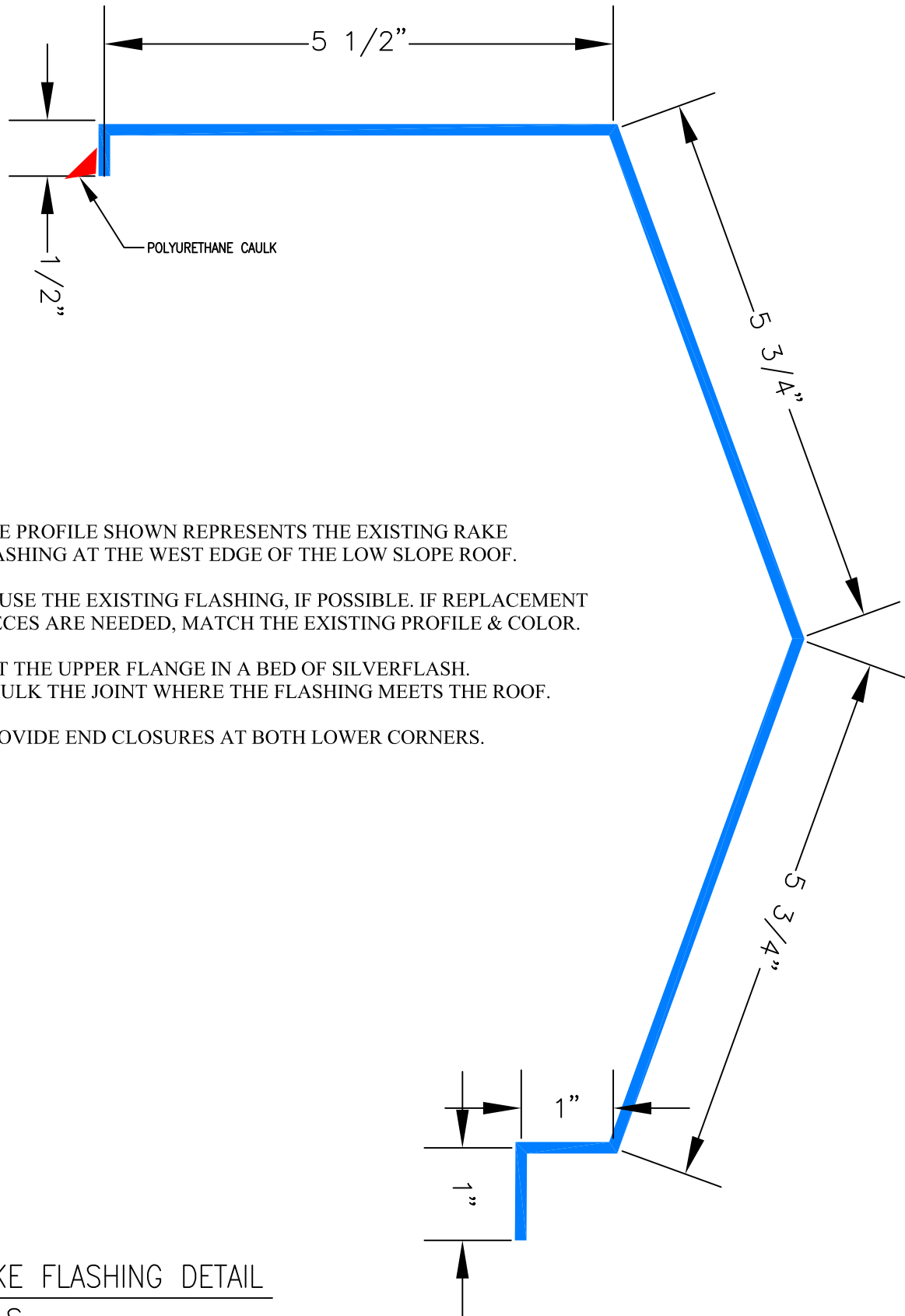
PASSIVE VENT DETAIL

R-5
N.T.S.



R-6 HEAT STACK DETAIL
N.T.S.

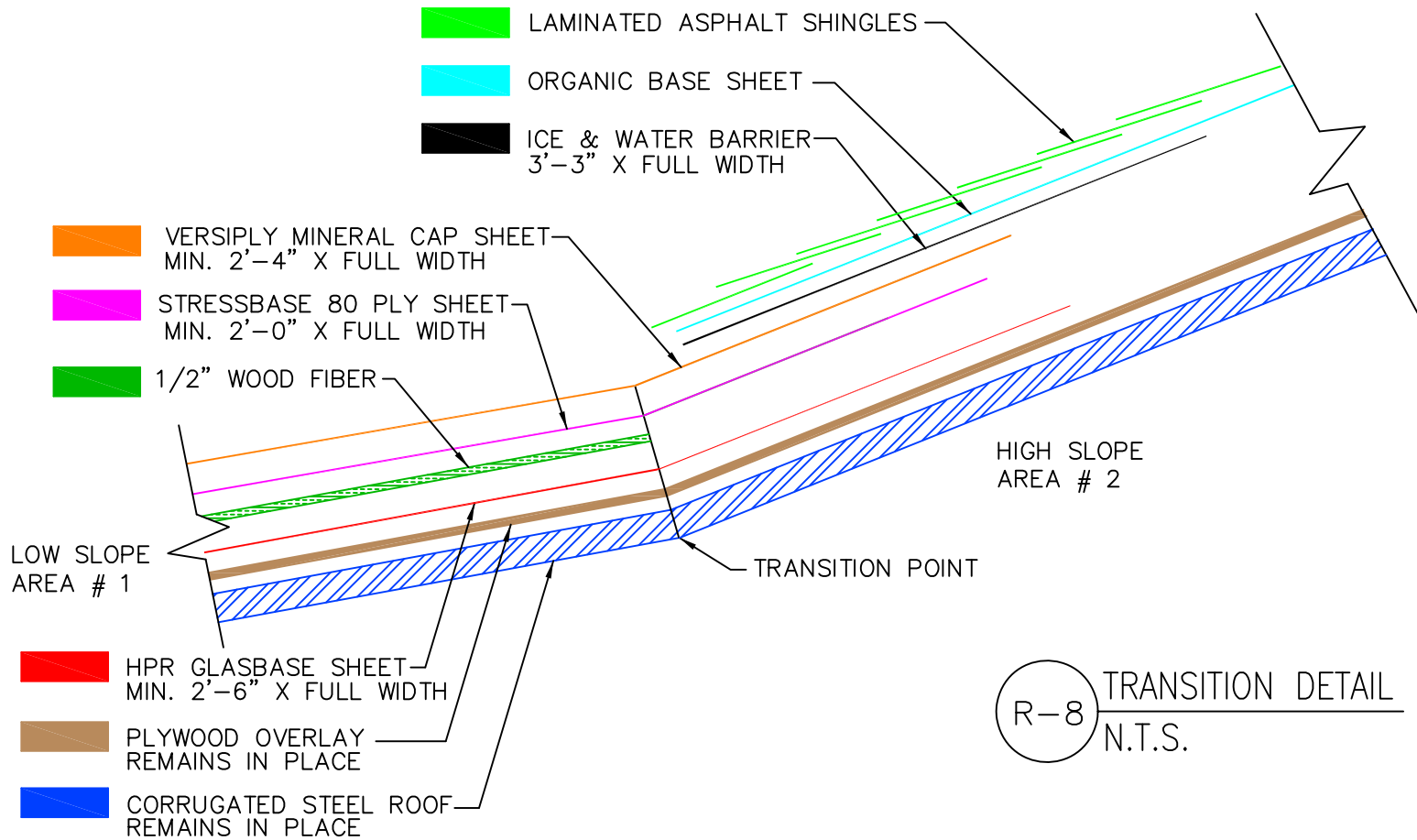
JOB NAME: BRADLEY PARK ESC AUTO SERVICE ROOF REPLACEMENT		JOB NUMBER: 12-011	
TITLE: HEAT STACK DETAIL		DRAWN BY: GAK	
SCALE: AS INDICATED		DATE: 6/5/2012	SHEET: R-6



- NOTES: 1. THE PROFILE SHOWN REPRESENTS THE EXISTING RAKE FLASHING AT THE WEST EDGE OF THE LOW SLOPE ROOF.
2. REUSE THE EXISTING FLASHING, IF POSSIBLE. IF REPLACEMENT PIECES ARE NEEDED, MATCH THE EXISTING PROFILE & COLOR.
3. SET THE UPPER FLANGE IN A BED OF SILVERFLASH. CAULK THE JOINT WHERE THE FLASHING MEETS THE ROOF.
4. PROVIDE END CLOSURES AT BOTH LOWER CORNERS.

(R-7) RAKE FLASHING DETAIL
N.T.S.

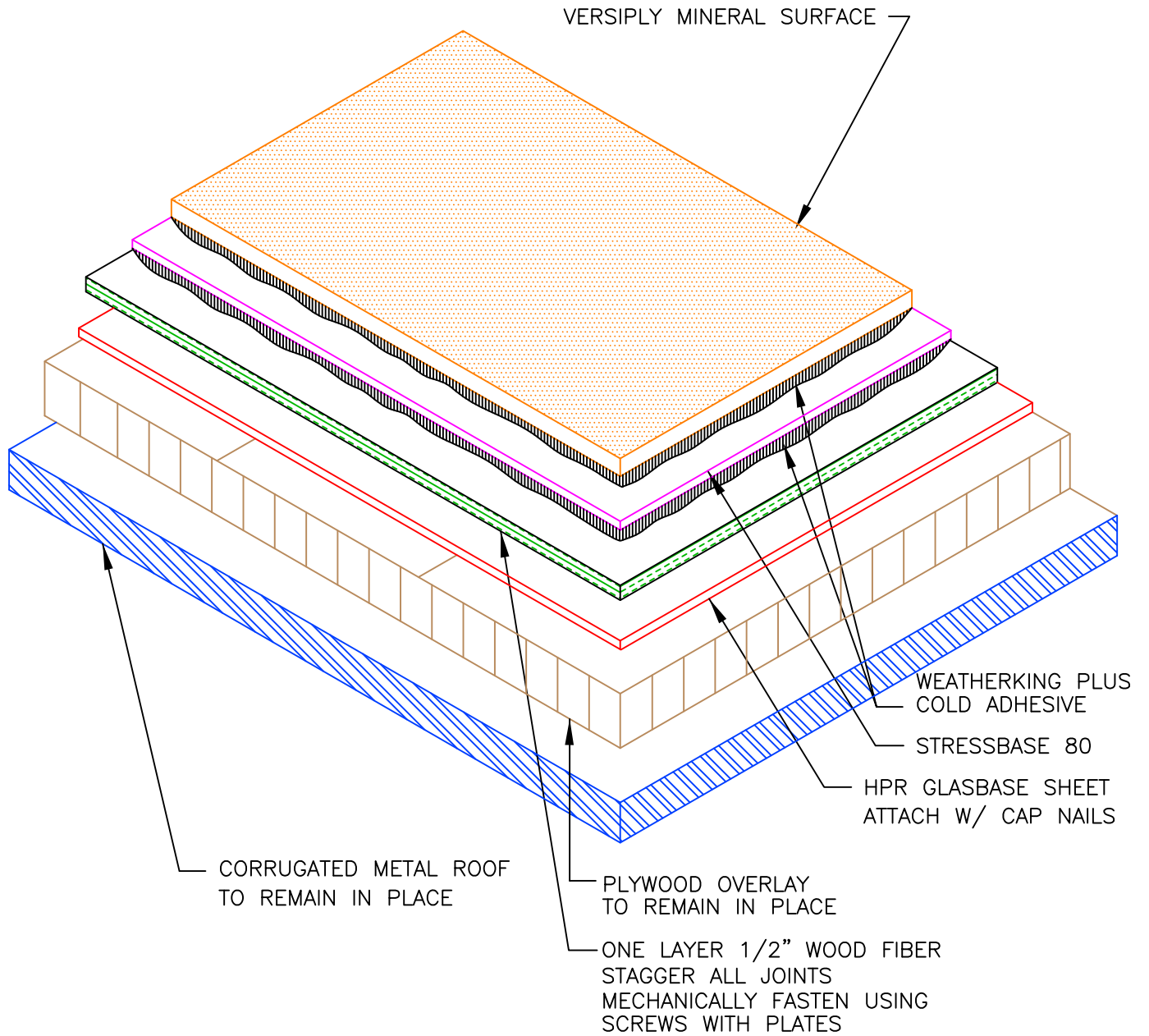
JOB NAME: BRADLEY PARK ESC		JOB NUMBER: 12-011	
AUTO SERVICE ROOF REPLACEMENT		DRAWN BY: GAK	
TITLE: RAKE FLASHING DETAIL		DATE: 6/5/2012	
SCALE: AS INDICATED		SHEET: R-7	



R-8 TRANSITION DETAIL
 N.T.S.

- NOTES:
1. ALL DIMENSIONS EXCEPT ICE & WATER BARRIER REPRESENT DISTANCE ABOVE TRANSITION POINT
 2. AREA # 1 SLOPE APPROX. 1 3/4"/12" OR 8 DEGREES.
 3. AREA # 2 SLOPE APPROX. 3 1/4"/12" OR 15 DEGREES.

JOB NAME: BRADLEY PARK ESC AUTO SERVICE ROOF REPLACEMENT	JOB NUMBER: 12-011
TITLE: TRANSITION DETAIL	DRAWN BY: GAK
SCALE: AS INDICATED	DATE: 6/5/2012
SHEET: R-8	



R-9
 TYPICAL SECTION
 N.T.S.

JOB NAME: BRADLEY PARK ESC		JOB NUMBER: 12-011	
AUTO SERVICE ROOF REPLACEMENT		DRAWN BY: GAK	
TITLE: TYPICAL SECTION		DATE: 6/5/2012	
SCALE: AS INDICATED		SHEET: R-9	